DEPT OF BLDGS 421258305 Job Number
E500080309 Scan Code

217 WEST 57TH STREET
NEW YORK, NY

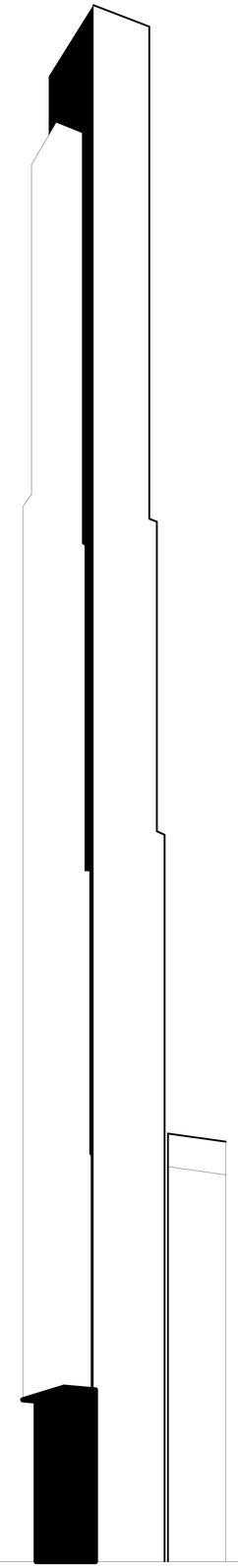

DEVELOPER:

EXTELL DEVELOPMENT COMPANY
805 Third Avenue, 7th Floor
New York, NY 10022 USA
TEL: 212 712 6000
FAX: 212 712 6100

ARCHITECT OF RECORD:

AAI ARCHITECTS, P.C.
401 Wellington St. W., 3rd Floor
Toronto, ON M5V 1E7 Canada
TEL: 416 967 1500
FAX: 416 967 7150

DESIGN ARCHITECT:

Adrian Smith + Gordon Gill Architecture
111 West Monroe Street Suite 2300
Chicago IL 60603 USA
TEL: 312 920 1888
FAX: 312 920 1775

INTERIOR DESIGNER:

Rottet Architecture and Design Stuido, PLLC
298 Fifth Ave, 7th Floor
New York, NY 10001 USA
TEL: 646 998 7000

STRUCTURAL ENGINEERS:

WSP CANTOR SEINUK
228 EAST 45th Street
New York, NY 10017 USA
TEL: 212 687 9888
FAX: 646 487 5501

MEP ENGINEERS:

AKF GROUP
1501 Broadway
New York, NY 10036 USA
TEL: 212 354 5656
FAX: 212 354 5668

GEOTECHNICAL ENGINEERS:

Langan Engineering & Environmental Services
21 Penn Plaza - 360 West 31st Street, 8th Floor
New York, NY 10001-2727 USA
TEL: 212 479 5400
FAX: 212 479 5444

CODE CONSULTANT:

Construction Consulting Associates
100 Church Street
New York, NY 10007 USA
TEL: 212 385 1818
FAX: 212 385 1911

CURTAIN WALL CONSULTANT:

AJLP Consulting
40 Worth Street Suite 826
New York, NY 10013 USA
TEL: 212 757 5659
FAX: 212 219 8508

LANDMARK/PRESERVATION CONSULTANT:

Jan Hird Pokorny Associates, Inc.
39 West 37th Street, 12A
New York, NY 10018
TEL: 212 759 6462
FAX: 212 759 6540

ARCHITECTURAL - 12 DECEMBER 2017 - D.O.B. AMENDMENT 4

36" x 48" Arch E -SHEET SIZE

DWG. NO	SHEET NO.	DRAWING TITLE	REV
1	G-001	DRAWING LIST	04
	Z-001	SITE PLAN/ ROOF PLAN	01
2	Z-002	ZONING CALCULATIONS	03
3	Z-003	FLOOR AREA SCHEDULE	03
	Z-004	SURVEY	00
	Z-005	BUILDING SECTIONS	02
	Z-006	ZONING FLOOR AREA PLAN AND DEDUCTIONS LOT 23, LOT 27 (EXISTING)	00
	Z-007	ZONING FLOOR AREA PLAN AND DEDUCTIONS LOT 36, LOT 37 (EXISTING)	00
	Z-008	ZONING FLOOR AREA PLAN AND DEDUCTIONS SUBCELLARS, 2, 1, CELLAR	02
4	Z-009	ZONING FLOOR AREA PLAN AND DEDUCTIONS GROUND, 2ND, 3RD FLOOR	03
	Z-010	ZONING FLOOR AREA PLAN AND DEDUCTIONS 4TH, 5TH, 6TH FLOOR	02
	Z-011	ZONING FLOOR AREA PLAN AND DEDUCTIONS 7TH, 8TH, 9TH FLOOR	02
	Z-012	ZONING FLOOR AREA PLAN AND DEDUCTIONS 10TH, 10TH INTER 1, 10TH INTER 2, 11TH, 12TH FLOOR	02
	Z-013	ZONING FLOOR AREA PLAN AND DEDUCTIONS 13TH, 14TH, 15TH FLOOR	02
	Z-014	ZONING FLOOR AREA PLAN AND DEDUCTIONS 16TH, 17TH, 18TH FLOOR	02
	Z-015	ZONING FLOOR AREA PLAN AND DEDUCTIONS 19TH, 20TH, 21ST FLOOR	02
	Z-016	ZONING FLOOR AREA PLAN AND DEDUCTIONS 22ND, 23RD, 24TH FLOOR	02
	Z-017	ZONING FLOOR AREA PLAN AND DEDUCTIONS 25TH, 26TH, 27TH FLOOR	02
	Z-018	ZONING FLOOR AREA PLAN AND DEDUCTIONS 28TH, 29TH, 30TH FLOOR	02
	Z-019	ZONING FLOOR AREA PLAN AND DEDUCTIONS 31ST, 32ND, 33RD FLOOR	02
	Z-020	ZONING FLOOR AREA PLAN AND DEDUCTIONS 34TH, 35TH, 36TH FLOOR	02
	Z-021	ZONING FLOOR AREA PLAN AND DEDUCTIONS 37TH, 38TH, 39TH FLOOR	02
	Z-022	ZONING FLOOR AREA PLAN AND DEDUCTIONS 40TH, 41ST, 42ND FLOOR	02
	Z-023	ZONING FLOOR AREA PLAN AND DEDUCTIONS 43RD, 44TH, 45TH FLOOR	02
	Z-024	ZONING FLOOR AREA PLAN AND DEDUCTIONS 46TH, 47TH, 48TH FLOOR	02
	Z-025	ZONING FLOOR AREA PLAN AND DEDUCTIONS 49TH, 50TH, 51ST FLOOR	02
	Z-026	ZONING FLOOR AREA PLAN AND DEDUCTIONS 52ND, 53RD, 54TH FLOOR	02
	Z-027	ZONING FLOOR AREA PLAN AND DEDUCTIONS 55TH, 56TH, 57TH FLOOR	02
	Z-028	ZONING FLOOR AREA PLAN AND DEDUCTIONS 58TH, 59TH, 60TH FLOOR	02
	Z-029	ZONING FLOOR AREA PLAN AND DEDUCTIONS 61ST, 62ND, 63RD FLOOR	02
	Z-030	ZONING FLOOR AREA PLAN AND DEDUCTIONS 64TH, 65TH, 66TH FLOOR	02
	Z-031	ZONING FLOOR AREA PLAN AND DEDUCTIONS 67TH, 67TH INTER, 68TH, 69TH, 70TH FLOOR	02
	Z-032	ZONING FLOOR AREA PLAN AND DEDUCTIONS 71ST, 72ND, 73RD FLOOR	02
	Z-033	ZONING FLOOR AREA PLAN AND DEDUCTIONS 74TH, 75TH, 76TH FLOOR	02
	Z-034	ZONING FLOOR AREA PLAN AND DEDUCTIONS 77TH, 78TH, 79TH FLOOR	02
	Z-035	ZONING FLOOR AREA PLAN AND DEDUCTIONS 80TH, 81ST, 82ND FLOOR	02
	Z-036	ZONING FLOOR AREA PLAN AND DEDUCTIONS 83RD, 84TH, 85TH FLOOR	02
	Z-037	ZONING FLOOR AREA PLAN AND DEDUCTIONS 86TH, 87TH, 88TH FLOOR	02
	Z-038	ZONING FLOOR AREA PLAN AND DEDUCTIONS 89TH, 90TH, 91ST, 92ND FLOOR	02
	Z-039	ZONING FLOOR AREA PLAN AND DEDUCTIONS 93RD, 94TH, 95TH FLOOR	02
	Z-040	ZONING FLOOR AREA PLAN AND DEDUCTIONS 96TH, 97TH, 98TH, 99TH (ROOF) FLOOR	02
	Z-041	STREET WALL CONTINUITY C5-3 AND C6-6 WEST 57TH STREET	02
	Z-042	STREET WALL CONTINUITY C5-3 BROADWAY	01
	Z-043	STREET WALL CONTINUITY C5-1 WEST 58TH STREET	02
	Z-044	RETAIL CONTINUITY	02
	Z-045	SPECIAL URBAN DESIGN REGULATIONS C5-1	03
	Z-046	SPECIAL URBAN DESIGN REGULATIONS C5-3	02
	Z-047	STREETSCAPE TREE PLANTING	01
	Z-048	REAR YARD & REAR YARD EQUIVALENTS-SITE PLAN AND SECTION	01
	Z-049	RESIDENTIAL RECREATIONAL SPACE	01
	Z-050	C5-1 HEIGHT AND SETBACK-SITE PLAN, SECTIONS AND ELEVATIONS	01
	Z-051	ZONING ROOF PLAN AND VIEW POINTS	01
	Z-052	SECTION 81-27 ANALYSIS PLAN AND SECTION ANGLES SCORING VIEWPOINT 1	01
	Z-053	SECTION 81-27 ANALYSIS PLAN AND SECTION ANGLES SCORING VIEWPOINT 2	01
	Z-054	SECTION 81-27 ANALYSIS PLAN AND SECTION ANGLES SCORING VIEWPOINT 3	01
	Z-055	SECTION 81-27 ANALYSIS PLAN AND SECTION ANGLES SCORING VIEWPOINT 4	01
	Z-056	SECTION 81-27 ANALYSIS PLAN AND SECTION ANGLES SCORING VIEWPOINT 5	01
	Z-057	SECTION 81-27 ANALYSIS PLAN AND SECTION ANGLES SCORING VIEWPOINT 6	01
	A-001	GENERAL NOTES, STANDARDS AND ABBREVIATIONS	02
	A-006	PARTITION SCHEDULE - 1	02
	A-007	PARTITION SCHEDULE - 2	02
	A-008	FIRE STOPPING DETAILS	01
	A-009	FIRE STOPPING DETAILS	02
	A-010	SITE PLAN / ROOF PLAN	02
	A-011	GRIDLINES SETTING OUT PLAN	01
	A-020	CODE COMPLIANCE NOTES - 1	01
	A-021	CODE COMPLIANCE NOTES - 2	02
	A-022	CODE COMPLIANCE NOTES - 3 ACCESSIBILITY	01
	A-031	SUB CELLAR 3 FLOOR PLAN / BUILDING CODE NOTES (B.O.H. SUPPORT)	02
5	A-032	SUB CELLAR 2 FLOOR PLAN / BUILDING CODE NOTES (B.O.H. SUPPORT)	02
6	A-033	SUB CELLAR 1 FLOOR PLAN / BUILDING CODE NOTES (RETAIL)	02
7	A-034	CELLAR FLOOR PLAN / BUILDING CODE NOTES (RETAIL)	02
8	A-035	GROUND FLOOR PLAN / BUILDING CODE NOTES (LOBBY)	04
9	A-036	GROUND FLOOR INTERMEDIATE STAIR TRANSFER PLAN / BUILDING CODE NOTES	03
10	A-037	2ND FLOOR PLAN / BUILDING CODE NOTES (RETAIL)	02
11	A-038	3RD FLOOR PLAN / BUILDING CODE NOTES (RETAIL)	02
12	A-039	4TH FLOOR PLAN / BUILDING CODE NOTES (RETAIL)	02
13	A-040	5TH FLOOR PLAN / BUILDING CODE NOTES (RETAIL)	02
14	A-041	6TH FLOOR PLAN / BUILDING CODE NOTES (MECHANICAL)	02
15	A-042	7TH FLOOR PLAN / BUILDING CODE NOTES (MECHANICAL)	03
16	A-043	8TH FLOOR PLAN / BUILDING CODE NOTES (RESIDENTIAL AMENITIES)	03
	A-044	9TH FLOOR PLAN / BUILDING CODE NOTES (MECHANICAL)	02
	A-045	10TH FLOOR PLAN / BUILDING CODE NOTES (RESIDENTIAL AMENITIES)	02
	A-046	10TH INTERMEDIATE, 1, 2, AND 11TH FLOOR BMU PLAN / BUILDING CODE NOTES (STAIR TRANSFER)	02
	A-047	12TH FLOOR PLAN / BUILDING CODE NOTES (MECHANICAL)	02
	A-048	13TH FLOOR PLAN / BUILDING CODE NOTES (RESIDENTIAL - TIER 1A)	02
	A-049	14TH-16TH FLOOR PLAN / BUILDING CODE NOTES (RESIDENTIAL - TIER 1A)	02
	A-050	17TH-18TH FLOOR PLAN / BUILDING CODE NOTES (RESIDENTIAL - TIER 1A)	01
	A-051	19TH FLOOR PLAN / BUILDING CODE NOTES (RESIDENTIAL - TIER 1A)	01
	A-052	20TH FLOOR PLAN / BUILDING CODE NOTES (RESIDENTIAL - TIER 1C SIMPLEX)	02
	A-053	21ST FLOOR PLAN / BUILDING CODE NOTES (RESIDENTIAL - TIER 1C)	02
	A-054	22ND-25TH FLOOR PLAN / BUILDING CODE NOTES (RESIDENTIAL - TIER 1)	01
	A-055	26TH FLOOR PLAN / BUILDING CODE NOTES (RESIDENTIAL - TIER 1)	01
	A-056	27TH FLOOR PLAN / BUILDING CODE NOTES (MECHANICAL)	02
	A-057	28TH FLOOR PLAN / BUILDING CODE NOTES (RESIDENTIAL - TIER 2 SIMPLEX)	02
	A-058	29TH-44TH FLOOR PLAN / BUILDING CODE NOTES (RESIDENTIAL - TIER 2)	02
	A-059	45TH FLOOR PLAN / BUILDING CODE NOTES (RESIDENTAL - TIER 2)	01
	A-060	46TH FLOOR PLAN / BUILDING CODE NOTES (MECHANICAL)	02
	A-061	47TH FLOOR PLAN / BUILDING CODE NOTES (RESIDENTIAL - TIER 3)	02
	A-062	48TH-66TH FLOOR PLAN / BUILDING CODE NOTES (RESIDENTIAL - TIER 3)	02
	A-063	67TH FLOOR PLAN / BUILDING CODE NOTES (MECHANICAL)	02
	A-064	67TH INTERMEDIATE FLOOR PLAN FLOOR PLAN / BUILDING CODE NOTES (MECHANICAL)	02
	A-065	68TH FLOOR PLAN / BUILDING CODE NOTES (AMENITIES - TIER 4)	01
	A-066	69TH FLOOR PLAN / BUILDING CODE NOTES (DUPLEX A - LOWER)	02
	A-067	70TH FLOOR PLAN / BUILDING CODE NOTES (DUPLEX A - UPPER)	02
	A-068	71ST FLOOR PLAN / BUILDING CODE NOTES (RESIDENTIAL - TIER 4)	02
	A-069	72ND-88TH FLOOR PLAN / BUILDING CODE NOTES (RESIDENTIAL - TIER 4)	02
	A-070	89TH FLOOR PLAN / BUILDING CODE NOTES (RESIDENTIAL - TIER 4)	01
	A-071	90TH FLOOR PLAN / BUILDING CODE NOTES (RESIDENTIAL - TIER 4)	01
	A-072	91ST FLOOR PLAN / BUILDING CODE NOTES (PENTHOUSE L1)	02
	A-073	92ND FLOOR PLAN / BUILDING CODE NOTES (PENTHOUSE L2)	02
	A-074	93RD FLOOR PLAN / BUILDING CODE NOTES (PENTHOUSE L3 / MECHANICAL)	02
	A-075	94TH AND 94TH INTERMEDIATE FLOOR PLAN / BUILDING CODE NOTES (PENTHOUSE L4 / MECHANICAL)	02
	A-076	95TH FLOOR PLAN / BUILDING CODE NOTES (EMR)	02
	A-077	96TH FLOOR PLAN / BUILDING CODE NOTES (DAMPER)	02
	A-079	97TH AND 98TH INTERMEDIATE FLOOR PLAN / BUILDING CODE NOTES (MECHANICAL)	02
	A-080	99TH FLOOR AND ROOF PLAN / BUILDING CODE NOTES (ROOF)	02
	A-081	OVERALL ROOF PLAN	02
	A-090	ENERGY CONSERVATION CODE - ENVELOPE AREAS	02
	A-091	ENERGY CONSERVATION CODE - ROOF AREAS	01
	A-101	SUB CELLAR 3 FLOOR PLAN (B.O.H. SUPPORT) (MFD-SUB CELLAR 3)	02
	A-102	SUB CELLAR 2 FLOOR PLAN (B.O.H. SUPPORT) (MFD-SUB CELLAR 2)	02
	A-103	SUB CELLAR 1 FLOOR PLAN (RETAIL) (MFD-SUB CELLAR 1)	02
	A-104	CELLAR FLOOR PLAN (RETAIL) (MFD-CELLAR)	02
17	A-105	GROUND FLOOR PLAN (LOBBY) (MFD-GROUND FLOOR)	04
18	A-106	GROUND FLOOR PLAN INTERMEDIATE (STAIR TRANSFER) (MFD-GROUND FLOOR INTERMEDIATE)	03
19	A-107	2ND FLOOR PLAN (RETAIL) (MFD-2ND FLOOR)	02
	A-108	3RD FLOOR PLAN (RETAIL) (MFD-3RD FLOOR)	02
	A-109	4TH FLOOR PLAN (RETAIL) (MFD-4TH FLOOR)	02
	A-110	5TH FLOOR PLAN (RETAIL) (MFD-5TH FLOOR)	02
	A-111	6TH FLOOR PLAN (MECHANICAL) (MFD-6TH FLOOR)	02
	A-112	7TH FLOOR PLAN (MECHANICAL) (MFD-7TH FLOOR)	02
	A-113	8TH FLOOR PLAN (RESIDENTIAL AMENITIES) (MFD-14TH FLOOR)	02
	A-114	8TH FLOOR PLAN (RESIDENTIAL AMENITIES) (MFD-14TH FLOOR)	02
	A-115	9TH FLOOR PLAN (MECHANICAL) (MFD-15TH FLOOR)	02
	A-116	9TH FLOOR PLAN (MECHANICAL) (MFD-15TH FLOOR)	02
	A-117	10TH FLOOR PLAN (RESIDENTIAL AMENITIES) (MFD-16TH FLOOR)	02
	A-118	10TH FLOOR INTERMEDIATE 1 PLAN (MFD-17TH FLOOR)	02
	A-119	10TH FLOOR INTERMEDIATE 2 PLAN (MFD-18TH FLOOR)	02
	A-120	11TH FLOOR BMU PLAN (MFD-19TH FLOOR)	02
	A-121	12TH FLOOR PLAN (MECHANICAL) (MFD-20TH FLOOR)	02
	A-122	12TH FLOOR PLAN (MECHANICAL) (MFD-20TH FLOOR)	02
	A-123	DELETED	00
	A-124	DELETED	00
	A-125	13TH FLOOR PLAN (RESIDENTIAL - TIER 1) (MFD-32ND FLOOR)	02
	A-126	13TH FLOOR PLAN (RESIDENTIAL - TIER 1) (MFD-32ND FLOOR)	02
	A-127	14TH-16TH FLOOR PLAN (RESIDENTIAL - TIER 1) (MFD-33RD-35TH FLOOR)	02
	A-128	14TH-16TH FLOOR PLAN (RESIDENTIAL - TIER 1) (MFD-33RD-35TH FLOOR)	02
	A-129	17TH-18TH FLOOR PLAN (RESIDENTIAL - TIER 1) (MFD-36TH-37TH FLOOR)	02
	A-130	17TH-18TH FLOOR PLAN (RESIDENTIAL - TIER 1) (MFD-36TH-37TH FLOOR)	02
	A-131	19TH FLOOR PLAN (RESIDENTIAL - TIER 1) (MFD-38TH FLOOR)	02
	A-132	19TH FLOOR PLAN (RESIDENTIAL - TIER 1) (MFD-38TH FLOOR)	02
	A-133	20TH FLOOR PLAN (RESIDENTIAL - TIER 1) (MFD-39TH FLOOR)	02
	A-134	20TH FLOOR PLAN (RESIDENTIAL - TIER 1) (MFD-39TH FLOOR)	02
	A-135	21ST FLOOR PLAN (RESIDENTIAL - TIER 1) (MFD-43RD FLOOR)	02
	A-136	21ST FLOOR PLAN (RESIDENTIAL - TIER 1) (MFD-43RD FLOOR)	02
	A-137	22ND-25TH FLOOR PLAN (RESIDENTIAL - TIER 1) (MFD-45TH-48TH FLOOR)	02
	A-138	22ND-25TH FLOOR PLAN (RESIDENTIAL - TIER 1) (MFD-45TH-48TH FLOOR)	02
	A-139	26TH FLOOR PLAN (RESIDENTIAL - TIER 1) (MFD-49TH FLOOR)	02
	A-140	26TH FLOOR PLAN (RESIDENTIAL - TIER 1) (MFD-49TH FLOOR)	02
	A-141	27TH FLOOR PLAN (MECHANICAL) (MFD-50TH FLOOR)	02
	A-142	27TH FLOOR PLAN (MECHANICAL) (MFD-50TH FLOOR)	02
	A-143	28TH FLOOR PLAN (RESIDENTIAL - TIER 2) (MFD-53RD FLOOR)	02
	A-144	28TH FLOOR PLAN (RESIDENTIAL - TIER 2) (MFD-53RD FLOOR)	02
	A-145	29TH FLOOR PLAN (RESIDENTIAL - TIER 2) (MFD-54TH FLOOR)	02
	A-146	30TH-44TH FLOOR PLAN (RESIDENTIAL - TIER 2) (MFD-55TH-69TH FLOOR)	02
	A-147	45TH FLOOR PLAN (RESIDENTIAL - TIER 2) (MFD-70TH FLOOR)	02
	A-148	46TH FLOOR PLAN (MECHANICAL) (MFD-71ST FLOOR)	02
	A-149	47TH FLOOR PLAN (RESIDENTIAL - TIER 3) (MFD-77TH FLOOR)	02
	A-150	48TH-65TH FLOOR PLAN (RESIDENTIAL - TIER 3) (MFD-78TH-95TH FLOOR)	02
	A-151	66TH FLOOR PLAN (RESIDENTIAL - TIER 3) (MFD-96TH FLOOR)	02
	A-152	67TH FLOOR PLAN (MECHANICAL) (MFD-97TH FLOOR)	02
	A-153	67TH INTERMEDIATE FLOOR PLAN (MFD-98TH FLOOR)	02
	A-154	68TH FLOOR PLAN (RESIDENTIAL AMENITIES) (MFD-100TH FLOOR)	01
	A-155	69TH FLOOR PLAN (RESIDENTIAL - TIER 4) (MFD-107TH FLOOR)	02
	A-156	70TH FLOOR PLAN (RESIDENTIAL - TIER 4) (MFD-108TH FLOOR)	02
	A-157	71ST FLOOR PLAN (RESIDENTIAL - TIER 4) (MFD-109TH FLOOR)	02
	A-158	72ND-88TH FLOOR PLAN (RESIDENTIAL - TIER 4) (MFD-110TH-126TH FLOOR)	02
	A-159	89TH FLOOR PLAN (RESIDENTIAL - TIER 4) (MFD-127TH FLOOR)	01
	A-160	90TH FLOOR PLAN (RESIDENTIAL - TIER 4) (MFD-128TH FLOOR)	01
	A-161	91ST FLOOR PLAN (RESIDENTIAL - TIER 4) (MFD-129TH FLOOR)	02
	A-162	92ND FLOOR PLAN (RESIDENTIAL - TIER 4) (MFD-130TH FLOOR)	02
	A-163	93RD FLOOR PLAN (RESIDENTIAL - TIER 4) (MFD-131ST FLOOR)	02
	A-164	94TH FLOOR (MECHANICAL) PLAN (MFD-132ND FLOOR)	02

DWG. NO	SHEET NO.	DRAWING TITLE	REV
	A-165	95TH FLOOR PLAN (EMR) (MFD-133RD FLOOR)	02
	A-166	96TH FLOOR PLAN (DAMPER) (MFD-134TH FLOOR)	02
	A-167	97TH FLOOR PLAN (MECHANICAL) (MFD-135TH FLOOR)	02
	A-168	98TH FLOOR PLAN (MECHANICAL) (MFD-136TH FLOOR)	01
	A-169	99TH FLOOR PLAN (ROOF) (MFD-137TH FLOOR ROOF)	01
	A-170	BMU TRACK LEVEL FLOOR PLAN (MFD-COOLING TOWERS/BMU)	01
	A-201	AXONOMETRIC VIEWS	01
	A-202	OVERALL BUILDING ELEVATIONS	02
	A-203	FACADE MAINTENANCE SYSTEM BUILDING ELEVATION	00
	A-210	PARTIAL ELEVATION - NORTH	03
	A-211	PARTIAL ELEVATION - NORTH	01
	A-212	PARTIAL ELEVATION - NORTH	02
	A-213	PARTIAL ELEVATIONS - NORTH	02
	A-214	PARTIAL ELEVATIONS - NORTH	02
	A-215	PARTIAL ELEVATION - SOUTH	03
	A-216	PARTIAL ELEVATION - SOUTH	02
	A-217	PARTIAL ELEVATION - SOUTH	02
	A-218	PARTIAL ELEVATIONS - SOUTH	02
	A-219	PARTIAL ELEVATIONS - SOUTH	02
	A-220	PARTIAL ELEVATION - EAST	02
	A-221	PARTIAL ELEVATION - EAST	02
	A-222	PARTIAL ELEVATION - EAST	02
	A-223	PARTIAL ELEVATION - EAST	02
	A-224	PARTIAL ELEVATION - EAST	02
	A-225	PARTIAL ELEVATION - WEST	02
	A-226	PARTIAL ELEVATION - WEST	02
	A-227	PARTIAL ELEVATION - WEST	02
	A-228	PARTIAL ELEVATION - WEST	02
	A-229	PARTIAL ELEVATION - WEST	02
	A-230	TOP OF HOUSE INNER PARAPET ELEVATIONS	01
	A-231	TOP OF HOUSE INNER PARAPET ELEVATIONS	00
	A-232	TOP OF HOUSE SECTIONS	00
	A-301	BUILDING STACKING SECTIONS	01
	A-302	NORTH-SOUTH BUILDING SECTION	02
	A-303	NORTH-SOUTH BUILDING SECTION	01
20	A-304	EAST-WEST BUILDING SECTION	03
	A-305	EAST-WEST BUILDING SECTION	01
	A-306	OVERALL BUILDING SECTIONS	01
	A-307	PARTIAL SECTION - NORTH SOUTH - SC3 TO 9TH FLOOR	02
	A-308	PARTIAL SECTION - NORTH SOUTH - 8TH FLOOR TO 15TH FLOOR	02
	A-309	PARTIAL SECTION - NORTH SOUTH	01
	A-310	PARTIAL SECTION - NORTH SOUTH - 85TH FLOOR TO TOP OF TOWER	02
	A-311	PARTIAL SECTION - NORTH SOUTH - SC3 TO 9TH FLOOR	03
	A-312	PARTIAL SECTION - NORTH SOUTH - 8TH FLOOR TO 15TH FLOOR	02
	A-313	PARTIAL SECTION - NORTH SOUTH	02
	A-314	PARTIAL SECTION - NORTH SOUTH - 87TH FLOOR TO TOP OF TOWER	02
21	A-316	PARTIAL SECTION - EAST WEST - SC3 TO 9TH FLOOR	03
	A-317	PARTIAL SECTION - EAST WEST - 8TH FLOOR TO 15TH FLOOR	02
	A-318	PARTIAL SECTION - EAST WEST - 17TH FLOOR TO 30TH FLOOR	02
	A-319	PARTIAL SECTION - EAST WEST	02
22	A-322	PARTIAL SECTION - EAST WEST - SC3 TO 9TH FLOOR	03
	A-323	PARTIAL SECTION - EAST WEST - 8TH FLOOR TO 15TH FLOOR	01
	A-324	PARTIAL SECTION - EAST WEST - 17TH FLOOR TO 30TH FLOOR	01
	A-325	PARTIAL SECTION - EAST WEST	02
	A-360	STAIRS ST-K AND ST-G SECTIONS	03
	A-361	STAIRS ST-J AND ST-H SECTIONS	03
	A-362	STAIRS ST-A AND ST-B SECTIONS	03
	A-363	STAIRS ST-C AND ST-J SECTIONS	03
	A-364	STAIRS ST-D SECTIONS	02
	A-365	STAIRS ST-E SECTIONS	02
23	A-366	STAIRS ST-F SECTIONS	02
	A-367	STAIRS ST-B AND ST-B1 SECTIONS	02
	A-368	STAIRS ST-B SECTIONS	02
	A-369	STAIRS ST-B AND ST-A SECTIONS	02
	A-370	STAIRS ST-A SECTIONS	02
	A-371	STAIRS ST-A AND ST-B SECTIONS	02
	A-372	STAIRS ST-A AND ST-B SECTIONS	02
	A-373	STAIRS ST-A AND ST-B SECTIONS	02
	A-374	STAIRS ST-A AND ST-B SECTIONS	02
	A-376	STAIR ST-K, ST-G, ST-D, ST-A, ST-B1 MID LANDING PLANS	01
	A-377	STAIRS ST-J, ST-H, ST-E, ST-A MID LANDING PLANS	01
	A-378	STAIRS ST-C, ST-F, ST-A, ST-B MID LANDING PLANS	01
	A-379	STAIRS ST-A AND ST-B MID LANDING PLANS	01
24	A-380	PODIUM ELEVATORS M-1 & M-2 ENLARGED SECTIONS	02
25	A-381	PODIUM ELEVATORS N-1 & S-1 ENLARGED SECTIONS	02
26	A-382	PODIUM ELEVATORS P-1 & P-4 ENLARGED SECTIONS	02
	A-383	TOWER ELEVATORS R-1, R-3 & R-4 ENLARGED SECTIONS	02
	A-384	TOWER ELEVATORS R-1, R-3 & R-4 ENLARGED SECTIONS	02
	A-385	TOWER ELEVATORS R-1, R-3 & R-4 ENLARGED SECTIONS	02
	A-386	TOWER ELEVATORS R-1, R-3 & R-4 ENLARGED SECTIONS	01
	A-387	TOWER ELEVATORS R-1, R-3, R-4 & T-1 ENLARGED SECTIONS	02
	A-388	TOWER ELEVATORS RL-1, RL-2 & RL-3 ENLARGED SECTIONS	02
	A-391	VT-100	02
	A-392	VT-200	02
	A-393	VT-300	02
	A-394	VT-400	02
	A-395	VT-500	02
	A-401	SUB CELLAR 3 PART PLAN (SOUTH-EAST) (MFD-SUB CELLAR 3)	02
	A-402	SUB CELLAR 3 PART PLAN (NORTH-EAST) (MFD-SUB CELLAR 3)	02
	A-403	SUB CELLAR 3 PART PLAN (NORTH-WEST) (MFD-SUBCELLAR 3)	01
	A-404	SUB CELLAR 3 PART PLAN (SOUTH-WEST) (MFD-SUBCELLAR 3)	02
	A-407	SUB CELLAR 2 PART PLAN (SOUTH-EAST) (MFD-SUBCELLAR 2)	02
	A-408	SUB CELLAR 2 PART PLAN (NORTH-EAST) (MFD-SUBCELLAR 2)	02
	A-409	SUB CELLAR 2 PART PLAN (NORTH-WEST) (MFD-SUBCELLAR 2)	02
	A-410	SUB CELLAR 2 PART PLAN (SOUTH-WEST) (MFD-SUBCELLAR 2)	02
	A-413	SUB CELLAR 1 PART PLAN (SOUTH-EAST) (MFD-SUBCELLAR 1)	02
	A-414	SUB CELLAR 1 PART PLAN (NORTH-EAST) (MFD-SUBCELLAR 1)	02
	A-415	SUB CELLAR 1 PART PLAN (NORTH-WEST) (MFD-SUBCELLAR 1)	02
	A-416	SUB CELLAR 1 PART PLAN (SOUTH-WEST) (MFD-SUBCELLAR 1)	02
	A-419	CELLAR PART PLAN (SOUTH-EAST) (MFD-CELLAR)	02
	A-420	CELLAR PART PLAN (NORTH-EAST) (MFD-CELLAR)	02
	A-421	CELLAR PART PLAN (NORTH-WEST) (MFD-CELLAR)	02
	A-422	CELLAR PART PLAN (SOUTH-WEST) (MFD-CELLAR)	02
	A-423	CELLAR PART PLAN (WEST) (MFD-CELLAR)	02
	A-425	GROUND FLOOR PART PLAN (SOUTH-EAST) (MFD-GROUND FLOOR)	03
	A-426	GROUND FLOOR PART PLAN (NORTH-EAST) (MFD-GROUND FLOOR)	03
27	A-427	GROUND FLOOR PART PLAN (NORTH-WEST) (MFD-GROUND FLOOR)	02
28	A-428	GROUND FLOOR PART PLAN (SOUTH-WEST) (MFD-GROUND FLOOR)	02
29	A-429	GROUND FLOOR PART PLAN (WEST) (MFD-GROUND FLOOR)	02
30	A-430	GROUND FLOOR PLAN INTERMEDIATE (STAIR TRANSFER) (MFD-GROUND FLOOR INTERMEDIATE)	03
	A-431	2ND FLOOR PART PLAN (SOUTH-EAST) (MFD-2ND FLOOR)	02
	A-432	2ND FLOOR PART PLAN (NORTH-EAST) (MFD-2ND FLOOR)	02
	A-433	2ND FLOOR PART PLAN (NORTH-WEST) (MFD-2ND FLOOR)	02
	A-434	2ND FLOOR PART PLAN (SOUTH-WEST) (MFD-2ND FLOOR)	02
31	A-435	2ND FLOOR PART PLAN (WEST) (MFD-2ND FLOOR)	02
	A-437	3RD FLOOR PART PLAN (SOUTH-EAST) (MFD-3RD FLOOR)	02
	A-438	3RD FLOOR PART PLAN (NORTH-EAST) (MFD-3RD FLOOR)	02
	A-439	3RD FLOOR PART PLAN (NORTH-WEST) (MFD-3RD FLOOR)	02
	A-440	3RD FLOOR PART PLAN (SOUTH-WEST) (MFD-3RD FLOOR)	02
	A-441	3RD FLOOR PART PLAN (WEST) (MFD-3RD FLOOR)	02
	A-443	4TH FLOOR PART PLAN (SOUTH-EAST) (MFD-4TH FLOOR)	02
	A-444	4TH FLOOR PART PLAN (NORTH-EAST) (MFD-4TH FLOOR)	02
	A-445	4TH FLOOR PART PLAN (NORTH-WEST) (MFD-4TH FLOOR)	02
	A-446	4TH FLOOR PART PLAN (SOUTH-WEST) (MFD-4TH FLOOR)	02
	A-447	4TH FLOOR PART PLAN (WEST) (MFD-4TH FLOOR)	02
	A-449	5TH FLOOR PART PLAN (SOUTH-EAST) (MFD-5TH FLOOR)	02
	A-450	5TH FLOOR PART PLAN (NORTH-EAST) (MFD-5TH FLOOR)	02
	A-451	5TH FLOOR PART PLAN (NORTH-WEST) (MFD-5TH FLOOR)	02
	A-452	5TH FLOOR PART PLAN (SOUTH-WEST) (MFD-5TH FLOOR)	02
	A-453	5TH FLOOR PART PLAN (WEST) (MFD-5TH FLOOR)	02
	A-455	6TH FLOOR PART PLAN (SOUTH-EAST) (MFD-6TH FLOOR)	02
	A-456	6TH FLOOR PART PLAN (NORTH-EAST) (MFD-6TH FLOOR)	01
	A-457	6TH FLOOR PART PLAN (NORTH-WEST) (MFD-6TH FLOOR)	02
	A-458	6TH FLOOR PART PLAN (SOUTH-WEST) (MFD-6TH FLOOR)	02
	A-459	6TH FLOOR PART PLAN (WEST) (MFD-6TH FLOOR)	02
	A-460	6TH FLOOR INTERMEDIATE PART PLAN (STAIR TRANSFER) (MFD-6TH FLOOR INTERMEDIATE)	02
	A-461	7TH FLOOR PART PLAN (SOUTH-EAST) (MFD-7TH FLOOR)	02
	A-462	7TH FLOOR PART PLAN (NORTH-EAST) (MFD-7TH FLOOR)	02
	A-463	7TH FLOOR PART PLAN (NORTH-WEST) (MFD-7TH FLOOR)	02
	A-464	7TH FLOOR PART PLAN (SOUTH-WEST) (MFD-7TH FLOOR)	02
	A-465	7TH FLOOR AND 7TH FLOOR INTERMEDIATE PART PLAN (WEST) (MFD-7TH FLOOR AND 7TH FLOOR INTERMEDIATE)	02
	A-466	7TH FLOOR INTERMEDIATE PART PLAN (STAIR TRANSFER) (MDF-7TH FLOOR INTERMEDIATE)	02
	A-467	8TH FLOOR PART PLAN (EXTERIOR AMENITIES) (SOUTH-EAST) (MFD-14TH FLOOR)	02
	A-468	8TH FLOOR PART PLAN (EXTERIOR AMENITIES) (NORTH-EAST) (MFD-14TH FLOOR)	02
	A-469	8TH FLOOR PART PLAN (EXTERIOR AMENITIES) (NORTH-WEST) (MFD-14TH FLOOR)	02
	A-470	8TH FLOOR PART PLAN (EXTERIOR AMENITIES) (SOUTH-WEST) (MFD-14TH FLOOR)	02
	A-471	8TH FLOOR PART PLAN (WEST) (MFD-14TH FLOOR)	02
	A-472	DELETED	01
	A-473	DELETED	01
	A-474	DELETED	01
	A-475	9TH FLOOR PART PLAN (SOUTH-WEST) (MFD-15TH FLOOR)	02
	A-476	9TH FLOOR PART PLAN (WEST) (MFD-15TH FLOOR)	02
	A-501	ELEVATOR PIT, SUMP PIT & EJECTOR PIT DETAILS	02
	A-502	TOWER ELEVATOR ENLARGED PIT PLANS AND DETAILS	01
	A-503	MISC. BOH DETAILS	00
	A-504	8TH FLOOR EXTERIOR POOL DETAILS	00
	A-509	LOADING BERTHS SECTIONS & ELEVATIONS	01
	A-510	LOADING DOCK DETAILS	02
	A-515	LEVEL 7 CON EDISON VAULTS SECTIONS AND DETAILS	01
	A-555	RESIDENTIAL GARBAGE CHUTE DETAILS	02
	A-560	TYPICAL CONCRETE STAIRS AND WALL MOUNTED HANDRAIL DETAILS	02
	A-561	TYPICAL CONCRETE THREE QUARTER LANDING STAIR DETAILS	02
	A-563	TYPICAL STEEL AND CONCRETE STAIR TRANSITION DETAILS	01
	A-565	TYPICAL STEEL HALF LANDING STAIR DETAILS	02
	A-566	TYPICAL STAIR HANDRAIL / GUARDRAIL DETAILS	01
	A-567	TYPICAL STAIR DETAILS	01
	A-568	TYPICAL STAIR MARKING DETAILS	00
	A-569	TYPICAL BOH STEEL STAIR DETAILS	02
	A-570	TYPICAL SHEAR WALL OPENING DETAILS	02
	A-572	TYPICAL WASHROOM CHASE WALL SECTION DETAILS	02
	A-573	SHAFT DETAILS	02
	A-574	SHAFT DETAILS	02
	A-577	MISCELLANEOUS DETAILS	02
	A-578	MISCELLANEOUS DETAILS	01
	A-579	MISCELLANEOUS DETAILS	02
	A-585	ELEVATOR AND ESCALATOR DETAILS	01
	A-586	ELEVATOR ENTRANCE DETAILS	01
	A-588	ELEVATOR SHAFT DETAILS	01
	A-589	ELEVATOR SHAFT DETAILS	01
	A-601	DOOR SCHEDULE SC3 TO 12TH FLOOR	02
	A-602	DOOR SCHEDULE LEVEL 13 TO 50	02
	A-603	DOOR SCHEDULE LEVEL 51 TO 92	01
	A-604	DOOR SCHEDULE LEVEL 93 AND ABOVE	02
	A-605	EXTERIOR DOORS	02

DWG. NO	SHEET NO.	DRAWING TITLE	REV
	A-610	RESIDENTIAL INTERIOR DOOR SCHEDULE AND DOOR TYPES LEGEND	02
	A-611	DOOR FRAME DETAILS	02
	A-612	DOOR HEAD & JAMB DETAILS	01
	A-613	DELETED	00
	A-614	FINISH SCHEDULE	01
	A-615	ROOM FINISH SCHEDULE	02
	A-616	ROOM FINISH SCHEDULE & FINISH SCHEME LEGENDS	01
	A-617	RESIDENTIAL ROOM FINISH SCHEDULE	00
	A-620	RESIDENTIAL & BOH APPLIANCE SCHEDULE	01
	A-621	RESIDENTIAL PLUMBING FIXTURE SCHEDULE	01
	A-622	ACCESSORY & CABINET HARDWARE SCHEDULE AND BOH PLUMBING FIXTURE SCHEDULE	00
	A-661	ELEVATOR STACK DIAGRAM	02
	A-700	TYPICAL CEILING DETAILS	02
	A-701	SUB CELLAR 3 REFLECTED CEILING PLAN (B.O.H. SUPPORT) (MFD-SUB CELLAR 3)	02
	A-702	SUB CELLAR 2 REFLECTED CEILING PLAN (B.O.H. SUPPORT) (MFD-SUB CELLAR 2)	02
	A-703	SUB CELLAR 1 REFLECTED CEILING PLAN (RETAIL) (MFD-SUB CELLAR 1)	02
	A-704	CELLAR REFLECTED CEILING PLAN (RETAIL) (MFD-CELLAR)	02
32	A-705	GROUND FLOOR REFLECTED CEILING PLAN (LOBBY) (MFD-GROUND FLOOR)	02
33	A-706	GROUND FLOOR INTERMEDIATE REFLECTED CEILING PLAN (STAIR TRANSFER) (MFD-GROUND FLOOR INTERMEDIATE)	02
	A-707	2ND FLOOR REFLECTED CEILING PLAN (RETAIL)	02
	A-708	3RD FLOOR REFLECTED CEILING PLAN (RETAIL)	02
	A-709	4TH FLOOR REFLECTED CEILING PLAN (RETAIL)	02
	A-710	5TH & 7TH FLOOR REFLECTED CEILING PLAN (RETAIL)	02
	A-713	DELETED	01
	A-714	8TH FLOOR REFLECTED CEILING PLAN (RESIDENTIAL AMENITIES)	02
	A-717	10TH FLOOR REFLECTED CEILING PLAN (RESIDENTIAL AMENITIES)	02
	A-723	DELETED	00
	A-724	DELETED	00
	A-725	13TH FLOOR REFLECTED CEILING PLAN (RESIDENTIAL - TIER 1)	02
	A-726	13TH FLOOR REFLECTED CEILING PLAN (RESIDENTIAL - TIER 1)	02
	A-727	14TH-18TH FLOOR REFLECTED CEILING PLAN (RESIDENTIAL - TIER 1)	02
	A-728	14TH-18TH FLOOR REFLECTED CEILING PLAN (RESIDENTIAL - TIER 1)	02
	A-729	DELETED	00
	A-730	DELETED	00
	A-731	19TH FLOOR REFLECTED CEILING PLAN (RESIDENTIAL - TIER 1)	02
	A-732	19TH FLOOR REFLECTED CEILING PLAN (RESIDENTIAL - TIER 1)	02
	A-733	20TH FLOOR REFLECTED CEILING PLAN (RESIDENTIAL - TIER 1)	02
	A-734	20TH FLOOR REFLECTED CEILING PLAN (RESIDENTIAL - TIER 1)	02
	A-735	21ST-25TH FLOOR REFLECTED CEILING PLAN (RESIDENTIAL - TIER 1)	02
	A-736	21ST-25TH FLOOR REFLECTED CEILING PLAN (RESIDENTIAL - TIER 1)	02
	A-737	DELETED	00
	A-738	DELETED	00
	A-739	26TH FLOOR REFLECTED CEILING PLAN (RESIDENTIAL - TIER 1)	02
	A-740	26TH FLOOR REFLECTED CEILING PLAN (RESIDENTIAL - TIER 1)	02
	A-743	27TH-28TH FLOOR REFLECTED CEILING PLAN (RESIDENTIAL - TIER 2)	02
	A-745	29TH-44TH FLOOR REFLECTED CEILING PLAN (RESIDENTIAL - TIER 2)	02
	A-746	DELETED	00
	A-747	45TH FLOOR REFLECTED CEILING PLAN (RESIDENTIAL - TIER 2)	02
	A-749	47TH-65TH FLOOR REFLECTED CEILING PLAN (RESIDENTIAL - TIER 3)	02
	A-750	DELETED	00
	A-751	66TH FLOOR REFLECTED CEILING PLAN (RESIDENTIAL - TIER 3)	02
	A-754	68TH FLOOR REFLECTED CEILING PLAN (RESIDENTIAL AMENITIES)	01
	A-755	69TH FLOOR REFLECTED CEILING PLAN (RESIDENTIAL - TIER 4)	02
	A-756	70TH FLOOR REFLECTED CEILING PLAN (RESIDENTIAL - TIER 4)	02
	A-757	71ST-87TH FLOOR REFLECTED CEILING PLAN (RESIDENTIAL - TIER 4)	02
	A-758	88TH FLOOR REFLECTED CEILING PLAN (RESIDENTIAL - TIER 4)	01
	A-759	89TH FLOOR REFLECTED CEILING PLAN (RESIDENTIAL - TIER 4)	01
	A-760	90TH FLOOR REFLECTED CEILING PLAN (RESIDENTIAL - TIER 4)	01
	A-761	91ST FLOOR REFLECTED CEILING PLAN (RESIDENTIAL - TIER 4)	02
	A-762	92ND FLOOR REFLECTED CEILING PLAN (RESIDENTIAL - TIER 4)	02
	A-763	93RD & 94TH FLOOR REFLECTED CEILING PLAN (RESIDENTIAL - TIER 4)	02
	A-770	SUB CELLAR 3 PART REFLECTED CEILING PLAN (SOUTH)	02
	A-771	SUB CELLAR 3 PART REFLECTED CEILING PLAN (NORTH)	02
	A-772	SUB CELLAR 2 PART REFLECTED CELING PLAN (SOUTH-EAST)	02
	A-773	PART REFLECTED CEILING PLANS	02
	A-774	CELLAR PART REFLECTED CEILING PLAN	02
	A-775	DELETED	00
	A-776	PART REFLECTED CEILING PLANS	02
	A-801	CURTAIN WALL ZONES	02
	A-802	PODIUM ZONES AND MATERIAL DESIGNATION	02
	A-803	TOWER ZONE AND MATERIAL DESIGNATION & ROOF TYPE ASSEMBLIES	02
	A-804	EXTERIOR WALL DETAILS - PODIUM - NORTH	02
	A-805	EXTERIOR WALL DETAILS - PODIUM - NORTH	02
	A-806	EXTERIOR WALL DETAILS - PODIUM - NORTH	02
	A-807	EXTERIOR WALL DETAILS - PODIUM - NORTH AND EAST	02
	A-809	EXTERIOR WALL DETAILS - PODIUM - SOUTH	02
	A-810	EXTERIOR WALL DETAILS - PODIUM - SOUTH	01
	A-811	EXTERIOR WALL DETAILS - PODIUM - SOUTH	02
	A-812	EXTERIOR WALL DETAILS - PODIUM - WEST	02
	A-813	EXTERIOD DETAILS - PODIUM	01
	A-814	PODIUM - EXTERIOR DETAILS - L1 TO L7 NORTH	01
	A-815	EXTERIOR WALL TYPICAL DETAILS PODIUM	02
	A-816	PODIUM - EXTERIOR PLAN DETAILS SOUTH - GROUND LEVEL	01
	A-817	PODIUM - EXTERIOR PLAN DETAILS SOUTH - LEVELS 2 - 8	01
	A-818	PODIUM - SECTION DETAILS -SOUTH	01
	A-819	PODIUM - DETAILS	01
	A-820	PODIUM - DETAILS	01
	A-821	8TH FLOOR TERRACE CANOPIES	00
	A-822	8TH FLOOR TERRACE CANOPIES	00
	A-823	EXTERIOR WALL TYPICAL DETAILS - PODIUM	02
	A-824	8TH FLOOR - BAR CANOPY	00
	A-825	EXTERIOR WALL DETAILS - LEVEL 08 SECONDARY CLADDING	02
	A-826	EXTERIOR WALL DETAILS - LEVEL 08 SECONDARY CLADDING	02
	A-827	EXTERIOR WALL DETAILS - LEVEL 08 SECONDARY CLADDING	01
	A-828	EXTERIOR WALL DETAILS - T1 - NORTH	02
	A-829	EXTERIOR WALL DETAILS - T1 - EAST	02
	A-830	EXTERIOR WALL DETAILS - T1 - SOUTH	02
	A-831	EXTERIOR WALL DETAILS - T1 - WEST	02
	A-832	EXTERIOR WALL DETAILS - T1 - NORTH - EAST	02
	A-833	EXTERIOR WALL DETAILS - T1 - SOUTH	02
	A-834	EXTERIOR WALL DETAILS - T1 - WEST	02
	A-836	EXTERIOR WALL DETAILS - T1 - NORTH	02
	A-837	EXTERIOR WALL DETAILS - T1 - EAST	02
	A-838	EXTERIOR WALL DETAILS - T1 - SOUTH - WEST	02
	A-839	EXTERIOR WALL DETAILS - T1 - SOUTH EAST	02
	A-840	EXTERIOR WALL DETAILS - T1 - NORTH	02
	A-841	EXTERIOR WALL DETAILS - T1 - EAST	02
	A-842	EXTERIOR WALL DETAILS - T1 - SOUTH	02
	A-843	EXTERIOR WALL DETAILS - T1 - SOUTH WEST	02
	A-845	EXTERIOR WALL DETAILS - T2 - NORTH	02
	A-846	EXTERIOR WALL DETAILS - T2 - EAST	02
	A-847	EXTERIOR WALL DETAILS - T2 - SOUTH	02
	A-848	EXTERIOR WALL DETAILS - T2 - WEST	02
	A-850	EXTERIOR WALL DETAILS - T3 - NORTH - EAST	02
	A-851	EXTERIOR WALL DETAILS - T3 - NORTH - EAST	02
	A-852	EXTERIOR WALL DETAILS - T3 - SOUTH	02
	A-853	EXTERIOR WALL DETAILS - T3 - WEST	02
	A-854	EXTERIOR WALL DETAILS - T1 - T2 - T-3 - TERRACES	00
	A-855	EXTERIOR WALL DETAILS - T4 - NORTH	02
	A-856	EXTERIOR WALL DETAILS - T4 - EAST	02
	A-857	EXTERIOR WALL DETAILS - T4 - SOUTH	02
	A-858	EXTERIOR WALL DETAILS - T4 - WEST	02
	A-859	EXTERIOR WALL DETAILS - T4 - NORTH	02
	A-860	EXTERIOR WALL DETAILS - T4 - EAST	02
	A-861	EXTERIOR WALL DETAILS - T4 - SOUTH	02
	A-862	EXTERIOR WALL DETAILS - T4 WEST	02
	A-864	EXTERIOR WALL DETAILS - T4 - NORTH - EAST	02
	A-865	EXTERIOR WALL DETAILS - T4 - SOUTH - WEST	02
	A-866	EXTERIOR WALL DETAILS - T4 - NORTH - EAST	02
	A-867	EXTERIOR WALL DETAILS - T4 - NORTH - EAST	02
	A-868	EXTERIOR WALL DETAILS - T4 - SOUTH - WEST	02
	A-869	EXTERIOR WALL DETAILS - T4 - SOUTH - WEST	02
	A-870	EXTERIOR WALL DETAILS - T4 - TERRACES	00
	A-871	SECONDARY CLADDING DETAILS	01
	A-872	SECONDARY CLADDING DETAILS	01
	A-873	EXTERIOR DOOR DETAILS	01
	A-874	EXTERIOR DOOR DETAILS	00
	A-875	RESIDENTIAL SOUTH ENTRANCE - PLAN AND SECTION DETAILS	00
	A-876	RESIDENTIAL NORTH ENTRANCE - PLAN AND SECTION DETAILS	00
	A-877	SOUTH RESIDENTIAL ENTRANCE - WALL SECTIONS	00
	A-878	ROOF TYPE - RT-3	00
	A-879	ROOF DETAILS	01
	A-880	ROOF DETAILS	02
	A-881	T1 DETAILS	02
	A-882	T1 DETAILS	02
	A-883	T1 DETAILS	02
	A-884	T1 DETAILS	00
	A-885	GUTTER DETAILS	02
	A-886	GUTTER DETAILS	00
	A-887	GUTTER DETAILS	00
	A-888	GUTTER DETAILS	00
	A-889	T1 DETAILS	00
	A-891	LANDMARK FACADE & DETAILS	00
	A-892	LANDMARK FACADE & DETAILS	00
	A-896	EXTERIOR DOOR ELEVATIONS	00
	A-897	EXTERIOR DOOR ELEVATIONS	00
	A-898	EXTERIOR DOOR ELEVATIONS	00
	A-899	EXTERIOR DOOR ELEVATIONS	00
	A-901	SC3 - PACKAGE ROOM	02
	A-902	SC2 - BOH INTERIOR PLAN DETAL AND RCP	02
	A-903	SC3 & SC2- BOH INTERIOR ELEVATION	02
	A-904	SC3 & SC2- BOH INTERIOR ELEVATION	02
	A-905	SC3 & SC2- BOH INTERIOR ELEVATION	00
	A-910	BOH DETAILS	01
	A-911	MAIN LOBBY PLAN	02
	A-912	MAIN LOBBY ELEVATIONS	01
	A-913	MAIN LOBBY ELEVATIONS	02
	A-914	MAIN LOBBY ELEVATIONS	01
	A-915	SERVICE LOBBY ELEVATIONS	01
	A-916	DELETED	00
	A-917	MAIN LOBBY RCP	01
	A-930	SCREENING ROOM ELEVATIONS	01
	A-931	RECEPTION ELEVATIONS	01
	A-932	LOUNGE ELEVATIONS	01
	A-933	TWEEN LOUNGE/CORRIDOR ELEVATION	01
	A-934	8TH FLOOR CONFERENCE ROOM AND KITCHEN PREP ELEVATIONS	01
	A-935	10TH FLOOR INDOOR POOL ELEVATIONS	01
	A-936	10TH FLOOR INDOOR POOL ELEVATIONS	01
	A-937	10TH FLOOR INDOOR POOL & HOT TUB SECTIONS	01
	A-938	10TH FLOOR GYM ELEVATIONS	01
	A-939	10TH FLOOR GYM ELEVATIONS	01
	A-940	10TH FLOOR GYM ELEVATIONS	01
	A-941	68TH AMENITY FLOOR BALLROOM ELEVATIONS	00

DWG. NO	SHEET NO.	DRAWING TITLE	REV
	A-942	68TH AMENITY FLOOR BAR/DINING ROOM ELEVATIONS	00
	A-950	KIT-A (LV 13-26) KIT-B (LV 13-19, 21-26) PLANS AND ELEVATIONS	02
	A-951	KIT-C (LV 13-19) KTT-D (LV 13-19) PLANS AND ELEVATIONS	02
	A-952	KIT-B (LV 20) KTT-E (LV 13-18) KIT-F (LV 13-19) KTT-E2 (LV 19) PLANS AND ELEVATIONS	02
	A-953	KIT-C (LV 21-25) KIT-C (LV 26) KIT-D (21-26) KIT-A (LV 29-45) PLANS AND ELEVATIONS	02
	A-954	KIT-A (LV 28) KIT-B (LV 29-45) PLANS AND ELEVATIONS	02
	A-955	KIT-C (LV 29-45) KIT-A (LV 47-66) PLANS AND ELEVATIONS	02
	A-956	KIT-B (LV 47-66) KIT-A (LV 69) PLANS AND ELEVATIONS	02
	A-957	KIT-A (LV 71-88) BUTLER'S PANTRY (LV 20) PLANS AND ELEVATIONS	02
	A-958	KIT-A (LV 89) KIT-A (LEVEL 93) PLANS AND ELEVATIONS	02
	A-959	DELETED	00
	A-960	WASHROOM PLANS AND ELEVATIONS	02
	A-961	WASHROOM PLANS AND ELEVATIONS	02
	A-962	WASHROOM PLANS AND ELEVATIONS	02
	A-963	WASHROOM PLANS AND ELEVATIONS	02
	A-964	8TH FLOOR LOCKER RMS PLANS AND ELEVATIONS	02
	A-965	8TH FLOOR LOCKER RMS ELEVATIONS	01
	A-966	8TH FLOOR LOCKER RMS ELEV AND DETAILS	01
	A-967	8TH FLOOR LOCKER RMS RCP AND DETAILS	01
	A-968	TREATMENT RM PLANS AND ELEVATIONS	02
	A-969	10TH FLOOR MALE AND FEMALE WASHROOM PLANS AND ELEVATIONS	02
	A-970	TYPE-A BATHROOMS SB-A1,SB-A2,SB-A3	02
	A-971	DELETED	01
	A-972	DELETED	01
	A-973	ADAPTABLE BATHROOMS MB-C1,MB-C2	02
	A-974	ADAPTABLE BATHROOMS MB-C3,MB-C4	02
	A-975	ADAPTABLE BATHROOMS MB-C05,MB-C06	02
	A-976	ADAPTABLE BATHROOMS MB-C07,MB-C08	02
	A-977	ADAPTABLE BATHROOMS MB-C09,MB-C10	02
	A-978	ADAPTABLE BATHROOMS MB-C11	02
	A-979	ADAPTABLE BATHROOMS MB-C1B, MB-C1C	01
	A-980	ADAPTABLE BATHROOMS SB-C1	00
	A-981	ADAPTABLE BATHROOMS TB-C1, TB-C2	02
	A-982	ADAPTABLE BATHROOMS TB-C4,TB-C05,TB-C06	02
	A-983	ADAPTABLE BATHROOMS TB-C07,TB-C08,TB-C09	02
	A-984	ADAPTABLE BATHROOMS TB-C10, TB-C05B, TB-C11	02
	A-985	ADAPTABLE BATHROOMS QB-C1,QB-C2	00
	A-986	ADAPTABLE BATHROOMS QB-C3,QB-C4	00
	A-987	ADAPTABLE BATHROOMS QB-C05,QB-C06, QB-C07	00
	A-988	ADAPTABLE BATHROOMS PR-C1, PR-C2	02
	A-989	RESIDENTIAL BATHROOM SIZE MATRIX	00
	A-990	AMENITIES KITCHEN ELEVATIONS	00
	G-101	GENERAL ARRANGEMENT PLAN SUB CELLAR 2 1780 BROADWAY LANDMARK	02
	G-102	GENERAL ARRANGEMENT PLAN SUB CELLAR 1 1780 BROADWAY LANDMARK	02
	G-103	GENERAL ARRANGEMENT PLAN CELLAR 1780 BROADWAY LANDMARK	02
	G-104	GENERAL ARRANGEMENT PLAN GROUND FLOOR 1780 BROADWAY LANDMARK	02
	G-105	GENERAL ARRANGEMENT PLAN 2ND FLOOR 1780 BROADWAY LANDMARK	02
	G-106	GENERAL ARRANGEMENT PLAN 3RD FLOOR 1780 BROADWAY LANDMARK	02
	G-107	GENERAL ARRANGEMENT PLAN 4TH FLOOR 1780 BROADWAY LANDMARK	02
	G-108	GENERAL ARRANGEMENT PLAN 5TH FLOOR 1780 BROADWAY LANDMARK	02
	G-109	GENERAL ARRANGEMENT PLAN 6TH FLOOR 1780 BROADWAY LANDMARK	02
	G-110	GENERAL ARRANGEMENT PLAN 7TH FLOOR 1780 BROADWAY LANDMARK	02
	G-111	GENERAL ARRANGEMENT PLAN 8TH FLOOR 1780 BROADWAY LANDMARK	02
	G-112	GENERAL ARRANGEMENT PLAN 9TH FLOOR 1780 BROADWAY LANDMARK	02
	G-295	1780 BROADWAY - LANDMARK SECTIONS	01
	G-300	1780 BROADWAY WEST FACADE - EXISTING AND PROPOSED ELEVATIONS	02
	G-301	1780 BROADWAY NORTH FACADE - EXISTING AND PROPOSED ELEVATIONS	02
	G-302	1780 BROADWAY WEST FACADE - EXISTING AND PROPOSED STOREFRONTS	02
	G-303	1780 BROADWAY NORTH FACADE - ESISTING AND PROPOSED WINDOW DETAILS	02
	G-304	1780 BROADWAY WEST FACADE - PROPOSED CENTER AND SIDE BAY WINDOWS	02
	G-305	1780 BROADWAY WEST FACADE - PROPOSED 12TH FLOOR WINDOWS AND WINDOW SCHEDULE	02
	G-306	1780 BROADWAY TYPICAL FACADE MASONARY DETAILS	02
	G-307	1780 BROADWAY WEST FACADE - 12TH FLOOR WROUGHT IRON RAILING DETAILS	02
	G-308	1780 BROADWAY WEST FACADE - STOREFRONT DETAILS	02
	G-309	1780 BROADWAY WEST FACADE - SIDE ENTRY DETAILS	02
	G-310	1780 BROADWAY HISTORIC IMAGE REFERENCES	02
	G-351	1780 BROADWAY WEST FACADE - ENTRANCE DETAILS	02
	G-800	1780 BROADWAY - FACADE DETAILS	01
	G-801	1780 BROADWAY - FACADE DETAILS	01
	G-802	1780 BROADWAY - FACADE DETAILS	01
	G-803	1780 BROADWAY - FACADE DETAILS	01

SHEETS NOT IN CURRENT SET

DEPT OF BLDGS 121328205 Job Number

ES026611204 Scan Code

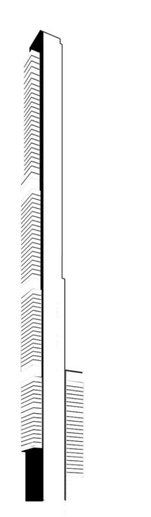

KEY PLAN:

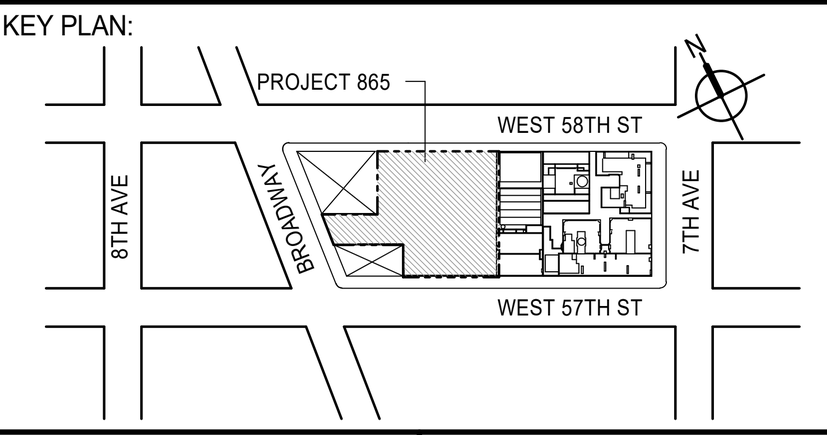

PROJECT NORTH

TRUE NORTH

DEVELOPER:
EXTELL DEVELOPMENT COMPANY
805 THIRD AVENUE, 7TH FLOOR
New York, NY 10022 USA
TEL: 212 712 6000 FAX: 212 712 6100

DESIGN ARCHITECT: Base Building Shell & Core
ADRIAN SMITH + GORDON GILL ARCHITECTURE
111 WEST MONROE STREET SUITE 2300
CHICAGO IL 60603
TEL: 312 920 1888 FAX: 312 920 1775

INTERIOR DESIGNER: Residential
Rottet Architecture and Design Studio, PLLC
298 Fifth Ave, 7th Floor
New York, NY 10001
TEL: 646 998 7000 FAX:

ARCHITECT OF RECORD: Base Building Shell, Core, & Residential
AAI ARCHITECTS, P.C.
401 Wellington St. W., 3rd Floor
Toronto, ON M5V 1E7 Canada
TEL: 416 967 1500 FAX: 416 967 7150

STRUCTURAL ENGINEERS:
WSP CANTOR SEINUK
228 EAST 45th Street
New York, NY 10017 USA
TEL: 212 687 9888 FAX: 646 487 5501

MEP ENGINEERS:
AKF GROUP
165 Broadway, 22nd Floor
New York, NY 10006 USA
TEL: 212 354 5656 FAX: 212 354 5668

GEOTECHNICAL ENGINEERS:
Langan Engineering & Environmental Services
21 Penn Plaza - 360 West 31st Street, 8th Floor
New York, NY 10001-2727
TEL: 212 479 5400 FAX: 212 479 5444

CODE CONSULTANTS:
Construction Consulting Associates
100 Church Street
New York, NY 10007
TEL: 212 385 1818 FAX: 212 385 1911

CURTAINWALL CONSULTANT:
AJLP Consulting
40 Worth Street. Suite 826
New York, NY 10013
TEL: 212 757 5659 FAX: 646 219 8508

LANDMARK/PRESERVATION CONSULTANT:
Jan Hird Pokorny Associates, Inc.
39 West 37th Street, 12A
New York, NY 10018
TEL: 212 759 6462 FAX: 212 759 6540

No.	DESCRIPTION	DATE
6	CD PROGRESS ISSUE 4	01 JUN 15
	D.O.B. AMENDMENT 1	24 JUL 15
7	CD PROGRESS ISSUE 5	10 AUG 15
	D.O.B. AMENDMENT 2	21 SEP 15
8	CD PROGRESS ISSUE 6	02 NOV 15
9	CMU, DRYWALL, HOLLOW METAL DOORS UP TO 12F	14 JAN 16
10	CD PROGRESS ISSUE 7	29 JAN 16
11	CD PROGRESS ISSUE 8 MEP – GMP SET	18 MAR 16
12	CD ISSUE 8 - GMP SET	31 MAR 16
13	CD BULLETIN ISSUE - 1	22 APR 16
14	CD BULLETIN ISSUE - 2	11 MAY 16
15	ASI ISSUE - 1	18 MAY 16
16	CD BULLETIN ISSUE - 3	25 MAY 16
17	CD BULLETIN ISSUE - 4	15 JUL 16
18	CD BULLETIN ISSUE - 5	12 AUG 16
19	CD BULLETIN ISSUE - 6	26 AUG 16
20	CD BULLETIN ISSUE - 7	14 SEP 16
	D.O.B. AMENDMENT 3	03 OCT 16
21	ASI ISSUE - 8	22 NOV 16
22	ASI ISSUE - 11	16 DEC 16
23	ASI ISSUE - 14	11 JAN 17
24	CD BULLETIN ISSUE - 9	13 FEB 17
25	ASI ISSUE - 19	24 MAR 17
26	ASI ISSUE - 20	21 APR 17
27	ASI ISSUE - 21	05 JUN 17
28	ASI ISSUE - 22	20 JUL 17
29	ASI ISSUE - 25	15 SEP 17
30	CD BULLETIN ISSUE - 10	13 NOV 17
	D.O.B. AMENDMENT 4	12 DEC 17

D.O.B. SUBMISSION

Discrepancies must be reported immediately to the Architect before proceeding. Only figured dimensions are to be used. Contractors must check all dimensions on site. This drawing is protected by copyright.

ALL DIMENSIONS ARE SHOWN IN IMPERIAL.

CONSULTANT:

AAI ARCHITECTS, P.C.

PROJECT:

217 WEST 57TH STREET
NEW YORK, NY

DRAWING TITLE:

DRAWING LIST

SEAL & SIGNATURE:

REGISTERED ARCHITECT WIEPKE DAVID JANSEN No. 028881 STATE OF NEW YORK

DATE: 15 OCT 14
PROJECT No: 1216-00
DRAWN: Author
CHK: Checker
SCALE: 12" = 1'-0"
REV: 30
DWG No: **G-001.04**
DOB PAGE No: 1 of 33

DOB EMPLOYEE STAMP:

DOB B-SCAN:

FILE NAME:
PLOT DATE: 12/13/2017 4:05:38 PM

36" x 48" Arch E -SHEET SIZE

ZONING CALCULATIONS

Map 8c	**BLOCK / LOTS :**		1029 / 14, 19, 23, 27, 36, 37, 43, 47 and 50	

1. ZONING DISTRICTS
C5-1
C5-3 MID
C6-6 MID

2. LOT AREA

C5-1	44,686 SF
C5-3 MID	31,171 SF
C6-6 MID	15,058 SF
Sub-Total MID	46,229 SF
Total	90,915 SF

32-00 **3. USES PERMITTED**

C5-1	UG 1-6, 9-11
C5-3 MID	UG 1-6, 9-11
C6-6 MID	UG 1-12

4. USES PROPOSED

Existing to Remain:	C5-1	UG 3 - School
	C5-3 / C6-6 MID	UG 2 - Residential
		UG 4 - Not for Profit without Sleeping Accomodation
		UG 6 - Commercial
Proposed New Building :	C5-1 / C5-3 MID	UG 2 - Residential
		UG 6 - Retail
		UG 10 - Large Retail

81-21 **5. FLOOR AREA PERMITTED**

A) FAR PERMITTED

	1. C5-1	
33-122	Commercial	4 FAR
34-112	Residential	10 FAR
	w/ Inclusionary Housing Bonus	12 FAR
33-123	Community Facility	10 FAR
23-95	Inclusionary Housing Provided	
	Off-Site New Construction	25,533.5 SF
23-951	Bonus Rate 3.5 FAR	25,533.5 SF X 3.5 = 89,367 SF
	Floor Area Permitted	(44,686 X 10) + 89,367 SF = 536,227 SF
	FAR Permitted	536,227 SF / 44,686 = 12 FAR
	2. C5-3 MID and C6-6 MID (zones are identical for Zoning Bulk purposes)	
81-211	Commercial	15 FAR
81-241	Residential	10 FAR
	w/ Residential Recreational Space Bonus	12 FAR
33-123	Community Facility	15 FAR

B) FLOOR AREA PERMITTED

1. C5-1		
Commercial	44,686 SF X 4 FAR	178,744 SF
Residential	44,686 SF X 12 FAR	536,232 SF *
Community Facility	44,686 SF X 10 FAR	446,860 SF
Maximum FA Permitted		**536,232 SF**
2. C5-3 MID and C6-6 MID (zones are identical)		
Commercial	46,229 SF X 15 FAR	693,435 SF
Residential	46,229 SF X 10 FAR	462,290 SF *
Residential with Recreation Space	46,229 SF X 12 FAR	554,748 SF
Community Facility	46,229 SF X 15 FAR	693,435 SF
Maximum FA Permitted		**693,435 SF**
3. Total Zoning Lot		
Maximum Commercial		872,179 SF
Maximum Residential		1,090,980 SF *
Maximum Community Facility		1,140,295 SF
Maximum FA Permitted		**1,229,667 SF**

*** Note : Residential 10 FAR identical between Districts and may be located in any Zone**

6. FLOOR AREA PROPOSED (See Floor Area Schedule Z-003)

1. C5-1	
Existing Buildings :	
Retail	3,527 SF
Residential	82,603 SF
Community Facility	71,010 SF
Total	**157,140 SF**
New Building :	
Retail	73,780 SF
Residential	536,241 SF
Total	**610,022 SF**
Total C5-1 Zone :	
Retail	77,308 SF
Residential	618,844 SF
Community Facility	71,010 SF
Total	**767,162 SF**
2. C5-3 MID and C6-6 MID	
Existing Buildings :	
Retail	5,638 SF
Residential	157,145 SF
Community Facility	26,397 SF
Total	**189,180 SF**
New Building :	
Retail	97,463 SF
Residential	159,036 SF
Total	**256,499 SF**
Total C5-3 MID and C6-6 MID Zones :	
Retail	103,101 SF
Residential	316,181 SF
Community Facility	26,397 SF
Total	**445,679 SF**
3. Total Zoning Lot	
Existing Buildings :	
Retail	9,165 SF
Residential	239,748 SF
Community Facility	97,407 SF
Total	**346,320 SF**
New Building :	
Retail	171,244 SF
Residential	695,277 SF
Total	**866,521 SF**
Total Zoning Lots :	
Retail	180,409 SF
Residential	935,025 SF
Community Facility	97,407 SF
Total	**1,212,841 SF**

23-22 7. DWELLING UNITS PERMITTED (See Floor Area Schedule)

A) Maximum Floor Area			1,212,841 SF
B) Non-Residential Floor Area	180,409 SF	+ 97,407 SF	277,816 SF
C) Floor Area for Dwelling Units	1,212,841 SF	- 277,816 SF	935,025 SF
D) Maximum Dwelling Units	935,025 SF	/ 790 SF per unit	1184 D.U.
E) Proposed	179 D.U.	+ 170 Existing D.U.	349 D.U.

36-62 **8. REQUIRED OFF-STREET LOADING**

	Berths Required	Total
A) Retail Floor Area		
0 - 25,000 SF	0	0
Next 15,000 SF (25,001 - 40,000 SF)	1	1
Next 60,000 SF (40,001 - 100,000 SF)	1	2
Each additional 150,000 (100,001 - 250,000 SF)	1	3 ...

New Retail Floor Area Provided	Berths Required
Above Grade Retail Floor Area = 168,513 SF	
Below Grade Retail Sales Only Floor Area = 68,549 SF (see 3 and 4 / Z-008.00)	
Total New Retail Floor Area = 237,062 SF	3

	Berths Required	Total
B) Residential		
None Required	0	0
Off-Street Loading Berths Required	3	3
OFF-STREET LOADING BERTHS PROVIDED	3	COMPLIES
36-681 Size of required Berths	(see 1 / Z-045)	COMPLIES

13-00 **9. ACCESSORY OFF-STREET PARKING**

13-41 A) None Required

PARKING PROVIDED — None — COMPLIES

36-70 **10. BICYCLE PARKING**

36-73	Required Bicycle Parking (15 SF / Bicycle) :		
	Residential : 1 Bicycle per 2 Dwelling Units	179 D.U. / 2 = 90 BICYCLES	
36-71	Retail : 1 Bicycle / 10,000 SF	239,780 SF / 10,000 = 24 BICYCLES	
	Total Bicycles required	90 + 24 = 114	
	Total Bicycle Parking Space required	(90 X 9 SF) + (24 X 15 SF) = 1170 SF	
	BICYCLE PARKING SPACE PROVIDED	1215 SF (See Z-045)	COMPLIES

37-30 **11. STREETSCAPE**

	A) Street Wall Continuity - C5-3 - West 57th Street		COMPLIES
81-43	Street Wall Continuity	See Z-041	
	B) Street Wall Continuity - C5-3 - Broadway		COMPLIES
81-43	Street Wall Continuity	See Z-042	
	C) Street Wall Continuity - C5-1 - West 58th Street		COMPLIES
37-36	Sign Regulations	See Z-043	
	D) Retail Continuity - C5-1 and C5-3		COMPLIES
37-36	Sign Regulations	See Z-043	
37-37	Street Wall Articulation	See Z-044	
81-42	Glazing Requirements	See Z-044	
37-35	Retail Continuity - C5-1	See Z-044	
81-42	Retail Continuity - C5-3 / C6-6 MID	See Z-044	
26-00 / 37-00	E) Special Urban Design Requirements C5-1		COMPLIES
26-15 / 81-44	Curb Cuts	See Z-045	
26-16	Central Refuse Storage Area	See Z-045	
26-00 / 37-00	F) Special Urban Design Requirements C5-3		COMPLIES
37-50 / 81-45	Pedestrian Circulation Space	See Z-046	
81-47	Major Building Entrances	See Z-046	
81-46	Waiver of Relocation of Subway Stair at Seventh Avenue to be Requested Pursuant to Section 37-44		

26-41 **12. STREETSCAPE TREE PLANTING**

33-03	A) Required number of trees : One every 25' of Street Frontage of the Zoning Lot		
	Length of Street Frontage	1,099.61'	
26-41	Trees Required (one street tree / 25')	1,099.61' / 25' = 44 Trees	
	TREES PROVIDED 2 Existing Trees + 42 New Off Site Trees = 44 Trees (see Z-047)		COMPLIES

33-28
23-532 **13. YARD EQUIVALENTS**

REAR YARD PROVIDED — Yes (see Z-048) — COMPLIES

81-241c) **14. RESIDENTIAL RECREATIONAL SPACE**

Residential floor area in C5-3 / C6-6 zones exceed 10 FAR. Recreational space is required in C5-3 / C6-6.

A) Recreational Space Required — 5,000 SF

RESIDENTIAL RECREATIONAL SPACE PROVIDED — 7,724 SF (see Z-049) — COMPLIES

81-27 **15. HEIGHT AND SETBACK**

	C5-1 Height and Setback Regulations		COMPLIES
33-432	A) Maximum Height of Front Walls and Required Setbacks		
23-65	B) Tower Regulations		
35-63 b)	C) Special Tower Regulations for Mixed Buildings		
32-42	C5-1 HEIGHT AND SETBACK PROVIDED	See Z-050	COMPLIES
	C5-3 Height and Setback Regulations		
81-27	A) Alternative Height and Setback Regulations - Daylight Evaluation		
	B) Analysis Plan and Section Angles Scoring Schedules		
	C) Analysis Plan and Section Angles Scoring Charts		
	C5-3 HEIGHT AND SETBACK PROVIDED	See Z-051 to Z-057.00	COMPLIES

DEPT OF BLDGS 121328205 Job Number
ES125626618 Scan Code

KEY PLAN:

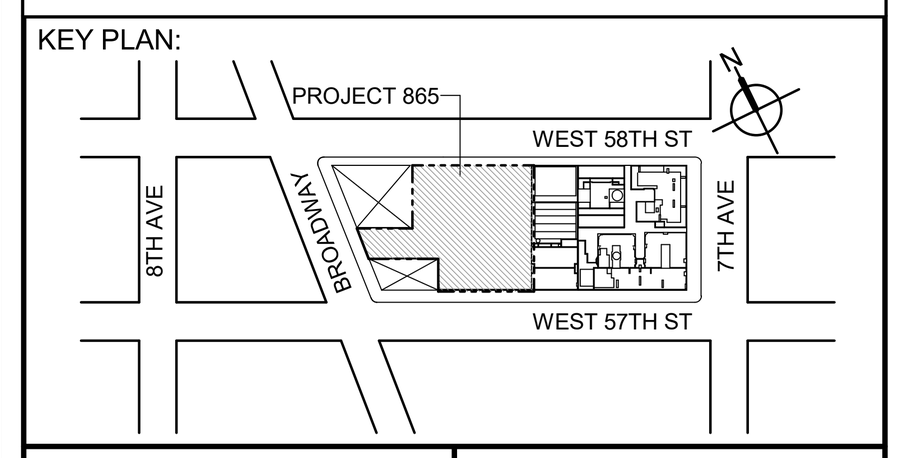

PROJECT NORTH — TRUE NORTH

DEVELOPER:
EXTELL DEVELOPMENT COMPANY
805 THIRD AVENUE, 7TH FLOOR
New York, NY 10022 USA
TEL: 212 712 6000 FAX: 212 712 6100

DESIGN ARCHITECT: Base Building Shell & Core
ADRIAN SMITH + GORDON GILL ARCHITECTURE
111 WEST MONROE STREET SUITE 2300
CHICAGO IL 60603
TEL: 312 920 1888 FAX: 312 920 1775

ARCHITECT OF RECORD: Base Building Shell & Core
AAI ARCHITECTS, P.C.
401 Wellington St. W., 3rd Floor
Toronto, ON M5V 1E7 Canada
TEL: 416 967 1500 FAX: 416 967 7150

STRUCTURAL ENGINEERS:
WSP CANTOR SEINUK
228 EAST 45th Street
New York, NY 10017 USA
TEL: 212 687 9888 FAX: 646 487 5501

MEP ENGINEERS:
AKF GROUP
1501 Broadway
New York, NY 10036 USA
TEL: 212 354 5656 FAX: 212 354 5668

GEOTECHNICAL ENGINEERS:
Langan Engineering & Environmental Services
21 Penn Plaza - 360 West 31st Street, 8th Floor
New York, NY 10001-2727
TEL: 212 479 5400 FAX: 212 479 5444

CODE CONSULTANTS:
Construction Consulting Associates
100 Church Street
New York, NY 10007
TEL: 212 385 1818 FAX: 212 385 1911

CURTAINWALL CONSULTANT:
AJLP Consulting
40 Worth Street. Suite 826
New York, NY 10013
TEL: 212 757 5659 FAX: 646 219 8508

LANDMARK/PRESERVATION CONSULTANT:
Higgins Quasebarth & Partners LLC
11 Hanover Square, 16th Floor
New York, NY 1005
TEL: 212 274 9468 FAX: 646 274 9380

LANDMARK/PRESERVATION CONSULTANT:
Jan Hird Pokorny Associates, Inc.
39 West 37th Street, 12A
New York, NY 10018
TEL: 212 759 6462 FAX: 212 759 6540

No.	DESCRIPTION:	DATE:
1	D.O.B. SUBMISSION	05 DEC 14
2	D.O.B. SUBMISSION	18 FEB 15
	D.O.B. SUBMISSION	27 APR 14
	D.O.B. AMENDMENT 2	21 SEP 15
	D.O.B. AMENDMENT 3	03 OCT 16
	D.O.B. AMENDMENT 4	12 DEC 17

D.O.B. SUBMISSION

Discrepancies must be reported immediately to the Architect before proceeding. Only figured dimensions are to be used. Contractors must check all dimensions on site. This drawing is protected by copyright.

ALL DIMENSIONS ARE SHOWN IN IMPERIAL.

CONSULTANT:
AAI ARCHITECTS, P.C.

PROJECT:
217 WEST 57TH STREET
NEW YORK, NY

DRAWING TITLE:
ZONING CALCULATIONS

SEAL & SIGNATURE:



DATE:	05 DEC 14
PROJECT No:	1216-00
DRAWN: Author	REV: 2
CHK: Checker	
SCALE: 1/64" = 1'-0"	
DWG No:	**Z-002.03**
DOB PAGE No:	2 of 33

DOB EMPLOYEE STAMP: — DOB B-SCAN:

FILE NAME: C:\Revit Local Files\X-Misc\AAI-TWR-ZONING-CD_agelothp.rvt
PLOT DATE: 1/12/2018 1:54:34 PM

36" x 48" Arch E -SHEET SIZE

DEPT OF BLDGS 121328205 Job Number

ES622184019 Scan Code

NEW BUILDING FLOOR AREA: ABOVE GRADE

FLOOR AREA ABOVE GRADE	MARKETING FLOOR DESIGNATIONS		ZONE C5-1 GROSS	ZONE C5-1 DEDUCTIONS	ZONE C5-1 ZFA	ZONE C5-3 MID GROSS	ZONE C5-3 MID DEDUCTIONS	ZONE C5-3 MID ZFA	TOTAL GROSS	TOTAL DEDUCTIONS	TOTAL ZFA	DWELLING UNITS
GROUND FLOOR	GROUND FLOOR	RESIDENTIAL	3,960	106	3,854	4,244	168	4,076	8,204	274	7,930	
GROUND FLOOR	GROUND FLOOR	RETAIL	16,565	2,985	13,579	16,866	532	16,334	33,431	3,517	29,914	
TOTAL			20,524	3,091	17,433	21,110	700	20,410	41,635	3,791	37,843	
2ND FLOOR	2ND FLOOR	RESIDENTIAL	919	106	813	251	197	53	1,170	304	866	
2ND FLOOR	2ND FLOOR	RETAIL	16,279	393	15,886	20,591	715	19,876	36,870	1,108	35,762	
TOTAL			17,198	499	16,699	20,842	913	19,929	38,040	1,412	36,628	
3RD FLOOR	3RD FLOOR	RESIDENTIAL	933	120	813	443	390	53	1,377	510	867	
3RD FLOOR	3RD FLOOR	RETAIL	16,297	448	15,849	20,901	537	20,364	37,198	985	36,213	
TOTAL			17,230	569	16,662	21,344	927	20,417	38,575	1,495	37,079	
4TH FLOOR	4TH FLOOR	RESIDENTIAL	936	123	813	443	390	53	1,379	513	866	
4TH FLOOR	4TH FLOOR	RETAIL	16,294	451	15,843	20,399	528	19,871	36,693	979	35,714	
TOTAL			17,230	574	16,656	20,842	917	19,925	38,072	1,492	36,581	
5TH FLOOR	5TH FLOOR	RESIDENTIAL	936	123	813	451	397	53	1,386	520	867	
5TH FLOOR	5TH FLOOR	RETAIL	13,071	448	12,623	20,894	510	20,384	33,965	958	33,007	
TOTAL			14,007	571	13,436	21,344	907	20,438	35,351	1,478	33,873	
6TH FLOOR MEP	6TH FLOOR	RESIDENTIAL	5,447	5,447	0	6,157	5,651	506	11,604	11,098	506	
6TH FLOOR MEP	6TH FLOOR	RETAIL	8,626	8,626	0	14,507	14,507	0	23,133	23,133	0	
TOTAL			14,073	14,073	0	20,664	20,158	506	34,737	34,231	506	
7TH FLOOR MEP	7TH FLOOR	RESIDENTIAL	14,073	14,073	0	20,664	19,946	718	34,736	34,019	718	
8TH FLOOR	14TH FLOOR	RESIDENTIAL	7,533	354	7,180	5,155	130	5,025	12,688	484	12,205	
8TH FLOOR	14TH FLOOR	RETAIL	0	0	0	954	321	634	954	321	634	
TOTAL			7,533	354	7,180	6,110	451	5,659	13,643	805	12,838	
9TH FLOOR	15TH FLOOR	RESIDENTIAL	7,463	7,463	0	3,691	3,691	0	11,155	11,155	0	
10TH FLOOR	16TH FLOOR	RESIDENTIAL	7,463	346	7,117	3,691	62	3,629	11,155	408	10,746	
10TH FLOOR INTER 1	17TH FLOOR	RESIDENTIAL	7,463	7,463	0	3,691	3,691	0	11,155	11,155	0	
10TH FLOOR INTER 2	18TH FLOOR	RESIDENTIAL	7,457	7,457	0	3,691	3,691	0	11,148	11,148	0	
11TH FLOOR BMU	19TH FLOOR	RESIDENTIAL	7,463	7,463	0	3,691	3,691	0	11,155	11,155	0	
12TH FLOOR MEP	20TH FLOOR	RESIDENTIAL	9,403	9,403	0	4,239	4,239	0	13,643	13,643	0	
13TH FLOOR	32ND FLOOR	RESIDENTIAL	9,387	1,057	8,329	4,239	1,041	3,199	13,626	2,098	11,528	4 DWELLING UNITS
14TH FLOOR	33RD FLOOR	RESIDENTIAL	9,387	701	8,686	4,239	286	3,953	13,626	987	12,639	6 DWELLING UNITS
15TH FLOOR	34TH FLOOR	RESIDENTIAL	9,387	705	8,682	4,239	286	3,953	13,626	991	12,635	6 DWELLING UNITS
16TH FLOOR	35TH FLOOR	RESIDENTIAL	9,387	705	8,681	4,239	286	3,953	13,626	991	12,635	6 DWELLING UNITS
17TH FLOOR	36TH FLOOR	RESIDENTIAL	9,387	705	8,681	4,239	279	3,960	13,626	984	12,642	6 DWELLING UNITS
18TH FLOOR	37TH FLOOR	RESIDENTIAL	9,387	705	8,681	4,239	280	3,960	13,626	985	12,641	6 DWELLING UNITS
19TH FLOOR	38TH FLOOR	RESIDENTIAL	9,387	715	8,672	4,239	288	3,951	13,626	1,003	12,623	6 DWELLING UNITS
20TH FLOOR	39TH FLOOR	RESIDENTIAL	9,387	647	8,740	2,024	115	1,909	11,410	762	10,649	2 DWELLING UNITS
21ST FLOOR	43RD FLOOR	RESIDENTIAL	9,387	688	8,699	2,024	166	1,857	11,410	854	10,556	4 DWELLING UNITS
22ND FLOOR	45TH FLOOR	RESIDENTIAL	9,387	688	8,699	2,024	167	1,857	11,410	855	10,556	4 DWELLING UNITS
23RD FLOOR	46TH FLOOR	RESIDENTIAL	9,387	688	8,699	2,024	167	1,857	11,410	854	10,556	4 DWELLING UNITS
24TH FLOOR	47TH FLOOR	RESIDENTIAL	9,387	688	8,699	2,024	167	1,857	11,410	854	10,556	4 DWELLING UNITS
25TH FLOOR	48TH FLOOR	RESIDENTIAL	9,387	688	8,699	2,024	167	1,857	11,410	854	10,556	4 DWELLING UNITS
26TH FLOOR	49TH FLOOR	RESIDENTIAL	9,387	701	8,686	2,024	167	1,856	11,410	868	10,542	4 DWELLING UNITS
27TH FLOOR MEP	50TH FLOOR	RESIDENTIAL	9,202	9,202	0	1,973	1,973	0	11,175	11,175	0	
28TH FLOOR	53RD FLOOR	RESIDENTIAL	7,061	502	6,559	2,024	116	1,908	9,084	617	8,467	1 DWELLING UNITS
29TH FLOOR	54TH FLOOR	RESIDENTIAL	7,061	475	6,586	2,024	142	1,882	9,084	616	8,468	3 DWELLING UNITS
30TH FLOOR	55TH FLOOR	RESIDENTIAL	7,061	457	6,604	2,024	142	1,882	9,084	598	8,486	3 DWELLING UNITS
31ST FLOOR	56TH FLOOR	RESIDENTIAL	7,061	457	6,604	2,024	142	1,882	9,084	598	8,486	3 DWELLING UNITS
32ND FLOOR	57TH FLOOR	RESIDENTIAL	7,061	475	6,586	2,024	142	1,882	9,084	616	8,468	3 DWELLING UNITS
33RD FLOOR	58TH FLOOR	RESIDENTIAL	7,061	457	6,604	2,024	142	1,882	9,084	598	8,486	3 DWELLING UNITS
34TH FLOOR	59TH FLOOR	RESIDENTIAL	7,061	457	6,604	2,024	142	1,882	9,084	598	8,486	3 DWELLING UNITS
35TH FLOOR	60TH FLOOR	RESIDENTIAL	7,061	475	6,586	2,024	142	1,882	9,084	616	8,468	3 DWELLING UNITS
36TH FLOOR	61ST FLOOR	RESIDENTIAL	7,061	457	6,604	2,024	142	1,882	9,084	598	8,486	3 DWELLING UNITS
37TH FLOOR	62ND FLOOR	RESIDENTIAL	7,061	457	6,604	2,024	142	1,882	9,084	598	8,486	3 DWELLING UNITS
38TH FLOOR	63RD FLOOR	RESIDENTIAL	7,061	475	6,586	2,024	142	1,882	9,084	616	8,468	3 DWELLING UNITS
39TH FLOOR	64TH FLOOR	RESIDENTIAL	7,061	457	6,604	2,024	142	1,882	9,084	598	8,486	3 DWELLING UNITS
40TH FLOOR	65TH FLOOR	RESIDENTIAL	7,061	457	6,604	2,024	142	1,882	9,084	598	8,486	3 DWELLING UNITS
41ST FLOOR	66TH FLOOR	RESIDENTIAL	7,061	475	6,586	2,024	142	1,882	9,084	616	8,468	3 DWELLING UNITS
42ND FLOOR	67TH FLOOR	RESIDENTIAL	7,061	457	6,604	2,024	142	1,882	9,084	598	8,486	3 DWELLING UNITS
43RD FLOOR	68TH FLOOR	RESIDENTIAL	7,061	457	6,604	2,024	142	1,882	9,084	598	8,486	3 DWELLING UNITS
44TH FLOOR	69TH FLOOR	RESIDENTIAL	7,061	475	6,586	2,024	142	1,882	9,084	616	8,468	3 DWELLING UNITS
45TH FLOOR	70TH FLOOR	RESIDENTIAL	7,061	465	6,596	2,024	144	1,880	9,084	608	8,476	3 DWELLING UNITS
46TH FLOOR MEP	71ST FLOOR	RESIDENTIAL	6,929	6,929	0	1,960	1,960	0	8,889	8,889	0	
47TH FLOOR	77TH FLOOR	RESIDENTIAL	6,764	422	6,342	2,024	103	1,921	8,788	525	8,263	2 DWELLING UNITS
48TH FLOOR	78TH FLOOR	RESIDENTIAL	6,644	440	6,204	1,874	110	1,764	8,518	550	7,968	2 DWELLING UNITS
49TH FLOOR	79TH FLOOR	RESIDENTIAL	6,644	422	6,222	1,874	110	1,764	8,518	532	7,986	2 DWELLING UNITS
50TH FLOOR	80TH FLOOR	RESIDENTIAL	6,644	422	6,222	1,874	110	1,764	8,518	532	7,986	2 DWELLING UNITS
51ST FLOOR	81ST FLOOR	RESIDENTIAL	6,644	440	6,204	1,874	110	1,764	8,518	550	7,968	2 DWELLING UNITS
52ND FLOOR	82ND FLOOR	RESIDENTIAL	6,644	422	6,222	1,874	110	1,764	8,518	532	7,986	2 DWELLING UNITS
53RD FLOOR	83RD FLOOR	RESIDENTIAL	6,644	422	6,222	1,874	110	1,764	8,518	532	7,986	2 DWELLING UNITS
54TH FLOOR	84TH FLOOR	RESIDENTIAL	6,644	440	6,204	1,874	110	1,764	8,518	550	7,968	2 DWELLING UNITS
55TH FLOOR	85TH FLOOR	RESIDENTIAL	6,644	422	6,222	1,874	110	1,764	8,518	532	7,986	2 DWELLING UNITS
56TH FLOOR	86TH FLOOR	RESIDENTIAL	6,644	422	6,222	1,874	110	1,764	8,518	532	7,986	2 DWELLING UNITS
57TH FLOOR	87TH FLOOR	RESIDENTIAL	6,644	440	6,204	1,874	110	1,764	8,518	550	7,968	2 DWELLING UNITS
58TH FLOOR	88TH FLOOR	RESIDENTIAL	6,644	422	6,222	1,874	110	1,764	8,518	532	7,986	2 DWELLING UNITS
59TH FLOOR	89TH FLOOR	RESIDENTIAL	6,644	422	6,222	1,874	110	1,764	8,518	532	7,986	2 DWELLING UNITS
60TH FLOOR	90TH FLOOR	RESIDENTIAL	6,644	440	6,204	1,874	110	1,764	8,518	550	7,968	2 DWELLING UNITS
61ST FLOOR	91ST FLOOR	RESIDENTIAL	6,644	422	6,222	1,874	110	1,764	8,518	532	7,986	2 DWELLING UNITS
62ND FLOOR	92ND FLOOR	RESIDENTIAL	6,644	422	6,222	1,874	110	1,764	8,518	532	7,986	2 DWELLING UNITS
63RD FLOOR	93RD FLOOR	RESIDENTIAL	6,644	440	6,204	1,874	110	1,764	8,518	550	7,968	2 DWELLING UNITS
64TH FLOOR	94TH FLOOR	RESIDENTIAL	6,644	422	6,222	1,874	110	1,764	8,518	532	7,986	2 DWELLING UNITS
65TH FLOOR	95TH FLOOR	RESIDENTIAL	6,644	422	6,222	1,874	110	1,764	8,518	532	7,986	2 DWELLING UNITS
66TH FLOOR	96TH FLOOR	RESIDENTIAL	6,644	432	6,212	1,874	112	1,762	8,518	544	7,974	2 DWELLING UNITS
67TH FLOOR MEP	97TH FLOOR	RESIDENTIAL	6,553	6,553	0	1,823	1,823	0	8,377	8,377	0	
67TH FLOOR INTER	98TH FLOOR	RESIDENTIAL	6,595	6,595	0	1,766	1,766	0	8,361	8,361	0	
68TH FLOOR	100TH FLOOR	RESIDENTIAL	6,646	278	6,369	1,875	178	1,697	8,522	456	8,066	
69TH FLOOR	107TH FLOOR	RESIDENTIAL	6,285	319	5,966	1,873	127	1,746	8,158	445	7,712	1 DWELLING UNITS
70TH FLOOR	108TH FLOOR	RESIDENTIAL	6,284	2,032	4,252	1,874	728	1,145	8,158	2,760	5,397	
71ST FLOOR	109TH FLOOR	RESIDENTIAL	6,329	360	5,968	1,507	133	1,374	7,835	493	7,342	1 DWELLING UNITS
72ND FLOOR	110TH FLOOR	RESIDENTIAL	6,329	361	5,967	1,507	132	1,374	7,835	493	7,342	1 DWELLING UNITS
73RD FLOOR	111TH FLOOR	RESIDENTIAL	6,329	361	5,967	1,507	132	1,374	7,835	493	7,342	1 DWELLING UNITS
74TH FLOOR	112TH FLOOR	RESIDENTIAL	6,329	361	5,967	1,507	132	1,374	7,835	493	7,342	1 DWELLING UNITS
75TH FLOOR	113TH FLOOR	RESIDENTIAL	6,329	361	5,967	1,507	132	1,374	7,835	493	7,342	1 DWELLING UNITS
76TH FLOOR	114TH FLOOR	RESIDENTIAL	6,329	361	5,967	1,507	132	1,374	7,835	493	7,342	1 DWELLING UNITS
77TH FLOOR	115TH FLOOR	RESIDENTIAL	6,329	361	5,967	1,507	132	1,374	7,835	493	7,342	1 DWELLING UNITS
78TH FLOOR	116TH FLOOR	RESIDENTIAL	6,329	361	5,967	1,507	132	1,374	7,835	493	7,342	1 DWELLING UNITS
79TH FLOOR	117TH FLOOR	RESIDENTIAL	6,329	361	5,967	1,507	132	1,374	7,835	493	7,342	1 DWELLING UNITS
80TH FLOOR	118TH FLOOR	RESIDENTIAL	6,329	361	5,967	1,507	132	1,374	7,835	493	7,342	1 DWELLING UNITS
81ST FLOOR	119TH FLOOR	RESIDENTIAL	6,329	361	5,967	1,507	132	1,374	7,835	493	7,342	1 DWELLING UNITS
82ND FLOOR	120TH FLOOR	RESIDENTIAL	6,329	361	5,967	1,507	132	1,374	7,835	493	7,342	1 DWELLING UNITS
83RD FLOOR	121ST FLOOR	RESIDENTIAL	6,329	361	5,967	1,507	132	1,374	7,835	493	7,342	1 DWELLING UNITS
84TH FLOOR	122ND FLOOR	RESIDENTIAL	6,329	361	5,967	1,507	132	1,374	7,835	493	7,342	1 DWELLING UNITS
85TH FLOOR	123RD FLOOR	RESIDENTIAL	6,329	361	5,967	1,507	132	1,374	7,835	493	7,342	1 DWELLING UNITS
86TH FLOOR	124TH FLOOR	RESIDENTIAL	6,329	361	5,967	1,507	132	1,374	7,835	493	7,342	1 DWELLING UNITS
87TH FLOOR	125TH FLOOR	RESIDENTIAL	6,329	361	5,967	1,507	132	1,374	7,835	493	7,342	1 DWELLING UNITS
88TH FLOOR	126TH FLOOR	RESIDENTIAL	6,329	360	5,969	1,507	134	1,373	7,835	493	7,342	1 DWELLING UNITS
89TH FLOOR	127TH FLOOR	RESIDENTIAL	6,329	343	5,985	1,507	134	1,372	7,835	477	7,358	1 DWELLING UNITS
90TH FLOOR	128TH FLOOR	RESIDENTIAL	6,329	2,068	4,261	1,507	796	711	7,835	2,864	4,971	
91ST FLOOR	129TH FLOOR	RESIDENTIAL	6,329	379	5,950	1,507	119	1,388	7,835	498	7,337	1 DWELLING UNITS
92ND FLOOR	130TH FLOOR	RESIDENTIAL	6,329	2,091	4,238	1,507	138	1,368	7,835	2,229	5,606	
93RD FLOOR	131ST FLOOR	RESIDENTIAL	6,317	398	5,918	1,504	109	1,394	7,820	507	7,313	
94TH FLOOR MEP	132ND FLOOR	RESIDENTIAL	4,865	4,865	0	1,319	1,319	0	6,184	6,184	0	
95TH FLOOR EMR	133RD FLOOR	RESIDENTIAL	4,808	4,808	0	1,319	1,319	0	6,127	6,127	0	
96TH FLOOR DAMPER	134TH FLOOR	RESIDENTIAL	4,808	4,808	0	1,319	1,319	0	6,127	6,127	0	
97TH FLOOR MEP	135TH FLOOR	RESIDENTIAL	4,808	4,808	0	1,319	1,319	0	6,127	6,127	0	
98TH FLOOR MEP	136TH FLOOR	RESIDENTIAL	4,808	4,808	0	1,319	1,319	0	6,127	6,127	0	
99TH FLOOR ROOF	137TH FLOOR	RESIDENTIAL	155	155	0	143	143	0	298	298	0	

		ZONE C5-1			ZONE C5-3 MID			TOTAL			
		GROSS	DEDUCTIONS	ZFA	GROSS	DEDUCTIONS	ZFA	GROSS	DEDUCTIONS	ZFA	
ABOVE GRADE TOTAL	RESIDENTIAL	691,251	155,009	536,241	232,921	73,885	159,036	924,172	228,894	695,277	
	RETAIL	87,132	13,352	73,780	115,111	17,649	97,463	202,244	31,091	171,243	
	TOTAL	778,383	168,361	610,022	348,032	91,534	256,499	1,126,415	259,895	866,520	179 TOTAL DWELLING UNITS

NOTE: RESIDENTIAL FLOOR AREA UP TO 10 F.A.R. MAY BE LOCATED IN EITHER ZONE WITHOUT RESTRICTION

NEW BUILDING FLOOR AREA: BELOW GRADE

FLOOR AREA BELOW GRADE		ZONE C5-1 GROSS	ZONE C5-1 DEDUCTIONS	ZONE C5-1 ZFA	ZONE C5-3 MID GROSS	ZONE C5-3 MID DEDUCTIONS	ZONE C5-3 MID ZFA	TOTAL GROSS	TOTAL DEDUCTIONS	TOTAL ZFA
SUB CELLAR 3	RESIDENTIAL	9,174	9,174	0	8,622	8,622	0	17,796	17,796	0
TOTAL		9,174	9,174	0	8,622	8,622	0	17,796	17,796	0
SUB CELLAR 2	RESIDENTIAL	4,375	4,375	0	9,583	9,583	0	13,958	13,958	0
SUB CELLAR 2	RETAIL	15,206	15,206	0	7,729	7,729	0	22,935	22,935	0
TOTAL		19,581	19,581	0	17,313	17,313	0	36,894	36,894	0
SUB CELLAR 1	RESIDENTIAL	639	639	0	471	471	0	1,111	1,111	0
SUB CELLAR 1	RETAIL	18,942	18,942	0	16,841	16,841	0	35,783	35,783	0
TOTAL		19,581	19,581	0	17,313	17,313	0	36,894	36,894	0
CELLAR	RESIDENTIAL	2,835	2,835	0	2,538	2,538	0	5,373	5,373	0
CELLAR	RETAIL	16,746	16,746	0	18,585	18,585	0	35,331	35,331	0
TOTAL		19,581	19,581	0	21,123	21,123	0	40,704	40,704	0
		GROSS	DEDUCTIONS	ZFA	GROSS	DEDUCTIONS	ZFA	GROSS	DEDUCTIONS	ZFA
BELOW GRADE TOTAL	RESIDENTIAL	17,024	17,024	0	21,215	21,215	0	38,238	38,238	0
	RETAIL	50,894	50,894	0	43,155	43,155	0	94,050	94,050	0
	TOTAL	67,918	67,918	0	64,370	64,370	0	132,288	132,288	0

		GROSS	DEDUCTIONS	ZFA	GROSS	DEDUCTIONS	ZFA	GROSS	DEDUCTIONS	ZFA
ABOVE & BELOW GRADE TOTAL	RESIDENTIAL	708,274	172,033	536,241	254,135	95,099	159,036	962,410	267,132	695,277
	RETAIL	138,027	64,246	73,780	158,267	60,804	97,463	296,293	125,050	171,243
	TOTAL	846,301	236,279	610,022	412,402	155,904	256,499	1,258,703	392,183	866,520

EXISTING BUILDING FLOOR AREA SCHEDULE

LOT 23 C5-1 AND C5-3 MID ZONE — 215 WEST 57TH STREET, NEW YORK

FLOOR AREA ABOVE GRADE		ZONE C5-1 GROSS	ZONE C5-1 DEDUCTIONS	ZONE C5-1 ZFA	ZONE C5-3 MID GROSS	ZONE C5-3 MID DEDUCTIONS	ZONE C5-3 MID ZFA	TOTAL GROSS	TOTAL DEDUCTIONS	TOTAL ZFA
1ST FLOOR	COMMUNITY FACILITY	7,531	0	7,531	7,417	50	7,367	14,948	50	14,898
2ND FLOOR	COMMUNITY FACILITY			0	5,524	50	5,474	5,524	50	5,474
MEZZ	COMMUNITY FACILITY			0	407		407	407	0	407
3RD FLOOR	COMMUNITY FACILITY			0	5,524	50	5,474	5,524	50	5,474
4TH FLOOR	COMMUNITY FACILITY			0	5,524	50	5,474	5,524	50	5,474
MEZZ	COMMUNITY FACILITY			0	279		279	279	0	279
5TH FLOOR	COMMUNITY FACILITY			0	2,306	384	1,922	2,306	384	1,922
		GROSS	DEDUCTIONS	ZFA	GROSS	DEDUCTIONS	ZFA	GROSS	DEDUCTIONS	ZFA
ABOVE GRADE TOTAL	COMMUNITY FACILITY	7,531	0	7,531	26,981	584	26,397	34,512	584	33,928
	RESIDENTIAL	0	0	0	0	0	0	0	0	0
	RETAIL	0	0	0	0	50	0	0	0	0
TOTAL GROSS		7,531	0	7,531	26,981	634	26,397	34,512	584	33,928

LOT 27 C5-3 / C6-6 ZONE — 201 - 211 WEST 57TH STREET, NEW YORK

FLOOR AREA ABOVE GRADE		ZONE C5-1 GROSS	ZONE C5-1 DEDUCTIONS	ZONE C5-1 ZFA	ZONE C5-3 / C6-6 MID GROSS	ZONE C5-3 / C6-6 MID DEDUCTIONS	ZONE C5-3 / C6-6 MID ZFA	TOTAL GROSS	TOTAL DEDUCTIONS	TOTAL ZFA
1ST FLOOR	RESIDENTIAL			0	8,613	335	8,278	8,613	335	8,278
	RETAIL			0	5,866	228	5,638	5,866	228	5,638
	TOTAL	0	0	0	14,479	563	13,916	14,479	563	13,916
2ND FLOOR	RESIDENTIAL			0	16,618	563	16,055	16,618	563	16,055
3RD FLOOR	RESIDENTIAL			0	15,236	563	14,673	15,236	563	14,673
4TH FLOOR	RESIDENTIAL			0	16,599	563	16,036	16,599	563	16,036
5TH FLOOR	RESIDENTIAL			0	14,290	563	13,727	14,290	563	13,727
6TH FLOOR	RESIDENTIAL			0	16,599	563	16,036	16,599	563	16,036
7TH FLOOR	RESIDENTIAL			0	15,254	563	14,691	15,254	563	14,691
8TH FLOOR	RESIDENTIAL			0	16,618	563	16,055	16,618	563	16,055
9TH FLOOR	RESIDENTIAL			0	15,254	563	14,691	15,254	563	14,691
10TH FLOOR	RESIDENTIAL			0	14,308	563	13,745	14,308	563	13,745
11TH FLOOR	RESIDENTIAL			0	12,637	563	12,074	12,637	563	12,074
12TH FLOOR	RESIDENTIAL			0	1,087	0	1,087	1,087	0	1,087
		GROSS	DEDUCTIONS	ZFA	GROSS	DEDUCTIONS	ZFA	GROSS	DEDUCTIONS	ZFA
ABOVE GRADE TOTAL	COMMUNITY FACILITY	0	0	0	0	0	0	0	0	0
	RESIDENTIAL	0	0	0	163,113	5,968	157,145	163,113	5,968	157,145
	RETAIL	0	0	0	5,866	228	5,638	5,866	228	5,638
TOTAL GROSS		0	0	0	168,979	6,196	162,783	168,979	6,196	162,783

LOT 36 C5-1 ZONE — 200 WEST 58TH STREET, NEW YORK

FLOOR AREA ABOVE GRADE		ZONE C5-1 GROSS	ZONE C5-1 DEDUCTIONS	ZONE C5-1 ZFA	ZONE C5-3 / C6-6 MID GROSS	ZONE C5-3 / C6-6 MID DEDUCTIONS	ZONE C5-3 / C6-6 MID ZFA	TOTAL GROSS	TOTAL DEDUCTIONS	TOTAL ZFA
1ST FLOOR	RESIDENTIAL	3,599	108	3,491			0	3,599	108	3,491
	RETAIL	3,636	109	3,527			0	3,636	109	3,527
	TOTAL	7,235	217	7,018	0	0	0	7,235	217	7,018
2ND FLOOR	RESIDENTIAL	7,097	217	6,880			0	7,097	217	6,880
3RD FLOOR	RESIDENTIAL	7,097	217	6,880			0	7,097	217	6,880
4TH FLOOR	RESIDENTIAL	7,097	217	6,880			0	7,097	217	6,880
5TH FLOOR	RESIDENTIAL	7,097	217	6,880			0	7,097	217	6,880
6TH FLOOR	RESIDENTIAL	7,097	217	6,880			0	7,097	217	6,880
7TH FLOOR	RESIDENTIAL	7,097	217	6,880			0	7,097	217	6,880
8TH FLOOR	RESIDENTIAL	7,097	217	6,880			0	7,097	217	6,880
9TH FLOOR	RESIDENTIAL	7,097	217	6,880			0	7,097	217	6,880
10TH FLOOR	RESIDENTIAL	7,097	217	6,880			0	7,097	217	6,880
11TH FLOOR	RESIDENTIAL	7,097	217	6,880			0	7,097	217	6,880
12TH FLOOR	RESIDENTIAL	7,097	217	6,880			0	7,097	217	6,880
13TH FLOOR	RESIDENTIAL	3,503	75	3,428			0	3,503	75	3,428
		GROSS	DEDUCTIONS	ZFA	GROSS	DEDUCTIONS	ZFA	GROSS	DEDUCTIONS	ZFA
ABOVE GRADE TOTAL	COMMUNITY FACILITY	0	0	0	0	0	0	0	0	0
	RESIDENTIAL	85,169	2,566	82,603	0	0	0	85,169	2,566	82,603
	RETAIL	3,636	109	3,527	0	0	0	3,636	109	3,527
TOTAL GROSS		88,805	2,675	86,130	0	0	0	88,805	2,675	86,130

LOT 37 C5-1 ZONE — 202 - 206 WEST 58TH STREET, NEW YORK

FLOOR AREA ABOVE GRADE		ZONE C5-1 GROSS	ZONE C5-1 DEDUCTIONS	ZONE C5-1 ZFA	ZONE C5-3 / C6-6 MID GROSS	ZONE C5-3 / C6-6 MID DEDUCTIONS	ZONE C5-3 / C6-6 MID ZFA	TOTAL GROSS	TOTAL DEDUCTIONS	TOTAL ZFA
1ST FLOOR	COMMUNITY FACILITY	7,531	33	7,498			0	7,531	33	7,498
2ND FLOOR	COMMUNITY FACILITY	6,028	33	5,995			0	6,028	33	5,995
3RD FLOOR	COMMUNITY FACILITY	6,028	33	5,995			0	6,028	33	5,995
MEZZ	COMMUNITY FACILITY	778	320	458			0	778	320	458
4TH FLOOR	COMMUNITY FACILITY	6,028	33	5,995			0	6,028	33	5,995
5TH FLOOR	COMMUNITY FACILITY	5,233	33	5,200			0	5,233	33	5,200
6TH FLOOR	COMMUNITY FACILITY	5,233	33	5,200			0	5,233	33	5,200
7TH FLOOR	COMMUNITY FACILITY	3,733	33	3,700			0	3,733	33	3,700
8TH FLOOR	COMMUNITY FACILITY	3,733	33	3,700			0	3,733	33	3,700
9TH FLOOR	COMMUNITY FACILITY	3,733	33	3,700			0	3,733	33	3,700
10TH FLOOR	COMMUNITY FACILITY	3,733	33	3,700			0	3,733	33	3,700
11TH FLOOR	COMMUNITY FACILITY	3,733	33	3,700			0	3,733	33	3,700
12TH FLOOR	COMMUNITY FACILITY	3,156	33	3,123			0	3,156	33	3,123
13TH FLOOR	COMMUNITY FACILITY	2,914	33	2,881			0	2,914	33	2,881
14TH FLOOR	COMMUNITY FACILITY	2,668	33	2,635			0	2,668	33	2,635
15TH FLOOR	COMMUNITY FACILITY	2,506	2,506	0			0	2,506	2,506	0
		GROSS	DEDUCTIONS	ZFA	GROSS	DEDUCTIONS	ZFA	GROSS	DEDUCTIONS	ZFA
ABOVE GRADE TOTAL	COMMUNITY FACILITY	66,768	3,289	63,479	0	0	0	66,768	3,289	63,479
	RESIDENTIAL	0	0	0	0	0	0	0	0	0
	RETAIL	0	0	0	0	0	0	0	0	0
TOTAL GROSS		66,768	3,289	63,479	0	0	0	66,768	3,289	63,479

KEY PLAN:

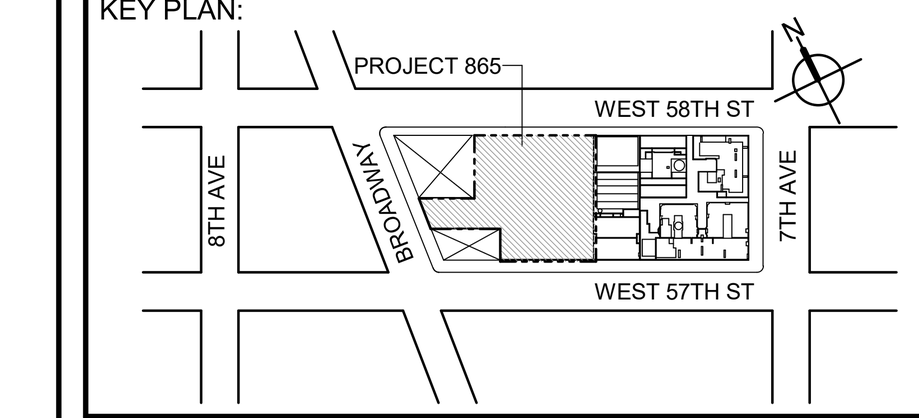

PROJECT NORTH

TRUE NORTH

DEVELOPER:
EXTELL DEVELOPMENT COMPANY
805 THIRD AVENUE, 7TH FLOOR
New York, NY 10022 USA
TEL: 212 712 6000 FAX: 212 712 6100

DESIGN ARCHITECT: Base Building Shell & Core
ADRIAN SMITH + GORDON GILL ARCHITECTURE
111 WEST MONROE STREET SUITE 2300
CHICAGO IL 60603
TEL: 312 920 1888 FAX: 312 920 1775

ARCHITECT OF RECORD: Base Building Shell & Core
AAI ARCHITECTS, P.C.
401 Wellington St. W., 3rd Floor
Toronto, ON M5V 1E7 Canada
TEL: 416 967 1500 FAX: 416 967 7150

STRUCTURAL ENGINEERS:
WSP CANTOR SEINUK
228 EAST 45th Street
New York, NY 10017 USA
TEL: 212 687 9888 FAX: 646 487 5501

MEP ENGINEERS:
AKF GROUP
1501 Broadway
New York, NY 10036 USA
TEL: 212 354 5656 FAX: 212 354 5668

GEOTECHNICAL ENGINEERS:
Langan Engineering & Environmental Services
21 Penn Plaza - 360 West 31st Street, 8th Floor
New York, NY 10001-2727
TEL: 212 479 5400 FAX: 212 479 5444

CODE CONSULTANTS:
Construction Consulting Associates
100 Church Street
New York, NY 10007
TEL: 212 385 1818 FAX: 212 385 1911

CURTAINWALL CONSULTANT:
AJLP Consulting
40 Worth Street. Suite 826
New York, NY 10013
TEL: 212 757 5659 FAX: 646 219 8508

LANDMARK/PRESERVATION CONSULTANT:
Higgins Quasebarth & Partners LLC
11 Hanover Square, 16th Floor
New York, NY 1005
TEL: 212 274 9468 FAX: 646 274 9380

LANDMARK/PRESERVATION CONSULTANT:
Jan Hird Pokorny Associates, Inc.
39 West 37th Street, 12A
New York, NY 10018
TEL: 212 759 6462 FAX: 212 759 6540

No.	DESCRIPTION:	DATE:
1	D.O.B. SUBMISSION	05 DEC 14
2	D.O.B. SUBMISSION	18 FEB 15
	D.O.B. SUBMISSION	27 APR 14
	D.O.B. AMENDMENT 2	21 SEP 15
	D.O.B. AMENDMENT 3	03 OCT 16
	D.O.B. AMENDMENT 4	12 DEC 17

D.O.B. SUBMISSION

Discrepancies must be reported immediately to the Architect before proceeding. Only figured dimensions are to be used. Contractors must check all dimensions on site. This drawing is protected by copyright.

ALL DIMENSIONS ARE SHOWN IN IMPERIAL.

CONSULTANT:

AAI ARCHITECTS, P.C.

PROJECT:

217 WEST 57TH STREET
NEW YORK, NY

DRAWING TITLE:

FLOOR AREA SCHEDULE

SEAL & SIGNATURE: REGISTERED ARCHITECT WIEPKE DAVID JANSEN No. 028881 STATE OF NEW YORK

DATE:	05 DEC 14
PROJECT No:	1216-00
DRAWN: Author	REV: 2
CHK: Checker	
SCALE:	
DWG No:	Z-003.03
DOB PAGE No:	3 of 33

DOB EMPLOYEE STAMP:

DOB B-SCAN:

FILE NAME: C:\Revit Local Files\X-Misc\AAI-TWR-ZONING-CD_agelothp.rvt
PLOT DATE: 1/12/2018 1:54:22 PM

DEPT OF BLDGS 421258305 Job Number
E3417000086 Scan Code

GROUND FLOOR AREA CALCULATIONS ZONE C5-1				
USE	No.	*GFA	*DEDUCTIONS	* ZFA (SF)
RESIDENTIAL		3,960	106	3,854
RETAIL		15,622	2,985	12,636
TOTAL		19,581	3,091	16,490

GROUND FLOOR AREA CALCULATIONS ZONE C5-3 MID				
USE	No.	*GFA	*DEDUCTIONS	* ZFA (SF)
RESIDENTIAL		4,244	168	4,076
RETAIL		16,866	532	16,334
TOTAL		21,110	700	20,410

GROUND FLOOR INTERMEDIATE AREA CALCULATIONS ZONE C5-1				
USE	No.	*GFA	*DEDUCTIONS	* ZFA (SF)
RETAIL	B	943	0	943
TOTAL		943	0	943

GROUND FLOOR AREA CALCULATIONS ZONE C5-1 AND C5-3 MID			
USE	*GFA	*DEDUCTIONS	* ZFA (SF)
RESIDENTIAL	8,204	274	7,930
RETAIL	33,431	3,517	29,914
TOTAL	41,635	3,791	37,843

GROUND FLOOR DEDUCTIONS ZONE C5-1					
USE	TYPE	No.	LENGTH	WIDTH	AREA (SF)
RESIDENTIAL	M	1.1	3' - 11"	8' - 6"	33.6
RESIDENTIAL	P	1.2	1' - 3"	1' - 8"	2.1
RESIDENTIAL	P	1.3	1' - 5"	7' - 4"	10.4
RESIDENTIAL	P	1.4	1' - 9"	8' - 2"	14.5
RESIDENTIAL	M	1.5	3' - 4"	8' - 2"	27.3
RESIDENTIAL	P	1.6	2' - 9"	3' - 9"	10.4
RESIDENTIAL	P	1.7	1' - 4"	2' - 9"	3.8
RESIDENTIAL	P	1.8	1' - 8"	2' - 2"	3.6
SUBTOTAL					105.7
USE	TYPE	No.	LENGTH	WIDTH	AREA (SF)
RETAIL	L*	1.9	46' - 6"	57' - 4"	2,664.0
RETAIL	M	1.10	5' - 8"	12' - 8"	71.5
RETAIL	P	1.11	4' - 8"	4' - 11"	22.8
RETAIL	P	1.12	1' - 3"	1' - 3"	1.6
RETAIL	P	1.13	1' - 4"	1' - 4"	1.8
RETAIL	P	1.14	1' - 4"	1' - 4"	1.8
RETAIL	P	1.15	1' - 4"	1' - 4"	1.8
RETAIL	O	1.16	3' - 10"	17' - 1"	65.8
RETAIL	O	1.17	9' - 0"	17' - 1"	154.1
SUBTOTAL					2,985.3

* PERMITTED FLOOR AREA DEDUCTION FOR REQUIRED LOADING BERTHS: 200% OF 12' X 37' X 3 NOS. = 2,664 SF

GROUND FLOOR DEDUCTIONS ZONE C5-3 MID					
USE	TYPE	No.	LENGTH	WIDTH	AREA (SF)
RESIDENTIAL	P	1.18	2' - 8"	4' - 2"	11.2
RESIDENTIAL	P	1.19	2' - 4"	5' - 3"	12.3
RESIDENTIAL	M	1.20	0' - 6"	1' - 0"	0.5
RESIDENTIAL	P	1.21	1' - 0"	2' - 9"	2.9
RESIDENTIAL	P	1.22	2' - 7"	3' - 3"	8.3
RESIDENTIAL	E	1.23	3' - 4"	9' - 6"	31.6
RESIDENTIAL	M	1.24	4' - 5"	17' - 1"	75.8
RESIDENTIAL	M	1.25	3' - 3"	7' - 11"	26.9
SUBTOTAL					168.3
USE	TYPE	No.	LENGTH	WIDTH	AREA (SF)
RETAIL	M	1.26	2' - 3"	3' - 0"	6.8
RETAIL	M	1.27	2' - 9"	4' - 9"	12.9
RETAIL	M	1.28	9' - 2"	15' - 9"	144.4
RETAIL	E	1.29	2' - 10"	10' - 7"	30.2
RETAIL	P	1.30	0' - 9"	6' - 9"	5.2
RETAIL	M	1.31	1' - 1"	1' - 8"	1.7
RETAIL	P	1.32	1' - 3"	1' - 4"	1.7
RETAIL	P	1.33	1' - 4"	1' - 4"	1.8
RETAIL	P	1.34	1' - 4"	1' - 4"	1.8
RETAIL	P	1.35	1' - 4"	1' - 4"	1.8
RETAIL	M	1.36	2' - 2"	2' - 8"	5.8
RETAIL	P	1.37	4' - 0"	4' - 6"	18.0
RETAIL	P	1.38	1' - 8"	1' - 8"	2.6
RETAIL	O	1.39	3' - 10"	23' - 1"	89.0
RETAIL	O	1.40	9' - 0"	23' - 1"	208.2
SUBTOTAL					531.9

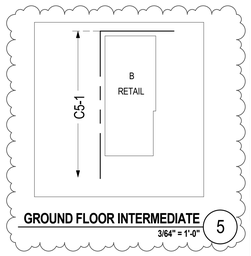

GROUND FLOOR INTERMEDIATE 5
3/64" = 1'-0"

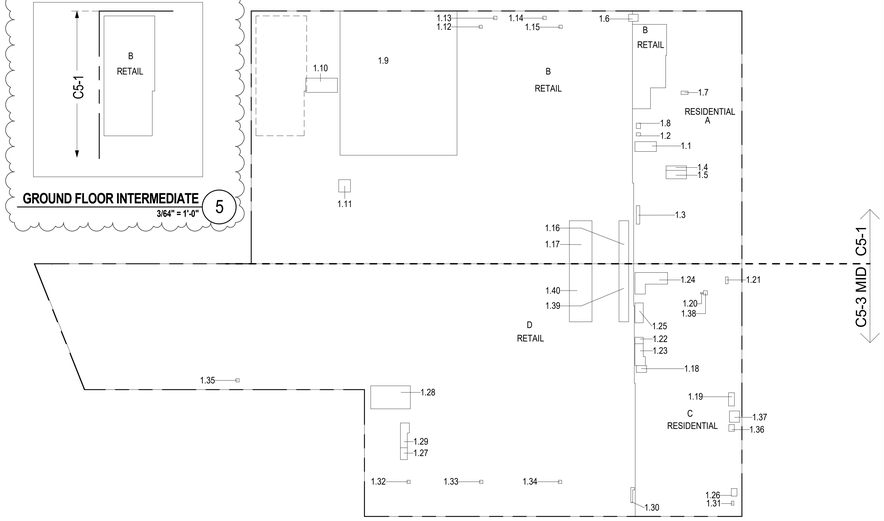

GROUND FLOOR (MFD: GROUND FLOOR) GROSS AREA PLAN AND DEDUCTIONS 1
3/64" = 1'-0"

ZONING AND DEDUCT LEGEND

DEDUCTIONS

M - MECHANICAL ROOM / RISER
E - ELECTRICAL SHAFT / RISER
P - PLUMBING RISER
BG - BELOW GRADE
O - OPENING TO BELOW
L - LOADING BAYS
ST - 44" RESI STAIR SHAFT (INCLUDING 8" PERIMETER)
G - GAP FROM ADJACENT BUILDING

DEVELOPMENT LOT LINE

* WHERE APPLICABLE, DOCUMENTED AND CALCULATED AREAS HAVE BEEN ROUNDED TO ITS NEXT SIGNIFICANT DIGIT.

** LENGTH AND WIDTH DIMENSIONS FOR COMPLEX SHAPES HAVE BEEN SIMPLIFIED TO ILLUSTRATE ONLY LARGEST OVERALL DIMENSION RESPECTIVELY. AREA DOCUMENTED IS THE EXACT AREA OF THE COMPLEX SHAPE

*** ELECTRICAL DEDUCTIONS ARE ONLY FOR ELECTRICAL RISERS. AND CLOSETS. NO DEDUCTIONS TAKEN FOR TELEPHONE CLOSETS

2ND FLOOR AREA CALCULATIONS ZONE C5-1				
USE	No.	*GFA	*DEDUCTIONS	* ZFA (SF)
RESIDENTIAL		919	106	813
RETAIL		16,279	393	15,886
TOTAL		17,198	499	16,699

2ND FLOOR AREA CALCULATIONS ZONE C5-3 MID				
USE	No.	*GFA	*DEDUCTIONS	* ZFA (SF)
RESIDENTIAL		251	197	53
RETAIL		20,591	715	19,876
TOTAL		20,842	913	19,929

2ND FLOOR AREA CALCULATIONS ZONE C5-1 AND C5-3 MID			
USE	*GFA	*DEDUCTIONS	* ZFA (SF)
RESIDENTIAL	1,170	304	866
RETAIL	36,870	1,108	35,762
TOTAL	38,040	1,412	36,628

2ND FLOOR DEDUCTIONS ZONE C5-1					
USE	TYPE	No.	LENGTH	WIDTH	AREA (SF)
RESIDENTIAL	M	2.1	3' - 4"	7' - 11"	26.6
RESIDENTIAL	P	2.2	1' - 9"	7' - 4"	13.0
RESIDENTIAL	ST	2.3	0' - 8"	6' - 8"	4.4
RESIDENTIAL	ST	2.4	0' - 8"	16' - 1"	10.7
RESIDENTIAL	ST	2.5	0' - 8"	16' - 1"	10.7
RESIDENTIAL	ST	2.6	0' - 8"	6' - 8"	4.4
RESIDENTIAL	ST	2.7	0' - 8"	7' - 0"	4.4
RESIDENTIAL	ST	2.8	0' - 8"	14' - 7"	9.7
RESIDENTIAL	ST	2.9	0' - 8"	14' - 2"	9.7
RESIDENTIAL	P	2.10	1' - 7"	7' - 11"	12.6
SUBTOTAL					106.3
USE	TYPE	No.	LENGTH	WIDTH	AREA (SF)
RETAIL	M	2.11	2' - 11"	8' - 8"	25.5
RETAIL	M	2.12	3' - 4"	3' - 10"	12.9
RETAIL	M	2.13	8' - 3"	12' - 8"	104.2
RETAIL	P	2.14	2' - 3"	2' - 9"	6.0
RETAIL	M	2.15	2' - 9"	3' - 1"	8.4
RETAIL	P	2.16	1' - 10"	3' - 10"	7.0
RETAIL	P	2.17	2' - 2"	4' - 3"	9.0
RETAIL	O	2.18	3' - 10"	17' - 1"	65.8
RETAIL	O	2.19	9' - 0"	17' - 1"	154.1
SUBTOTAL					392.8

2ND FLOOR DEDUCTIONS ZONE C5-3 MID					
USE	TYPE	No.	LENGTH	WIDTH	AREA (SF)
RESIDENTIAL	ST	2.20	0' - 8"	6' - 8"	4.4
RESIDENTIAL	ST	2.21	0' - 8"	1' - 6"	1.0
RESIDENTIAL	M	2.22	4' - 3"	16' - 11"	72.4
RESIDENTIAL	P	2.23	2' - 6"	3' - 5"	8.5
RESIDENTIAL	P	2.24	2' - 5"	3' - 1"	7.4
RESIDENTIAL	E	2.25	3' - 1"	8' - 9"	27.1
RESIDENTIAL	E	2.26	3' - 6"	10' - 3"	35.6
RESIDENTIAL	P	2.27	3' - 0"	5' - 3"	15.6
RESIDENTIAL	ST	2.28	0' - 8"	1' - 6"	1.0
RESIDENTIAL	M	2.29	3' - 1"	8' - 0"	24.5
SUBTOTAL					197.5
USE	TYPE	No.	LENGTH	WIDTH	AREA (SF)
RETAIL	G	2.30	0' - 8"	44' - 9"	29.8
RETAIL	G	2.31	0' - 7"	105' - 3"	63.3
RETAIL	G	2.32	0' - 8"	45' - 2"	30.1
RETAIL	M	2.33	3' - 10"	14' - 7"	55.3
RETAIL	M	2.34	3' - 7"	9' - 5"	34.1
RETAIL	M	2.35	9' - 2"	15' - 9"	144.4
RETAIL	P	2.36	1' - 5"	6' - 5"	9.0
RETAIL	P	2.37	2' - 9"	4' - 6"	12.5
RETAIL	G	2.38	0' - 11"	29' - 4"	26.1
RETAIL	G	2.39	0' - 7"	23' - 2"	13.5
RETAIL	O	2.40	3' - 10"	23' - 1"	89.0
RETAIL	O	2.41	9' - 0"	23' - 1"	208.2
SUBTOTAL					715.4

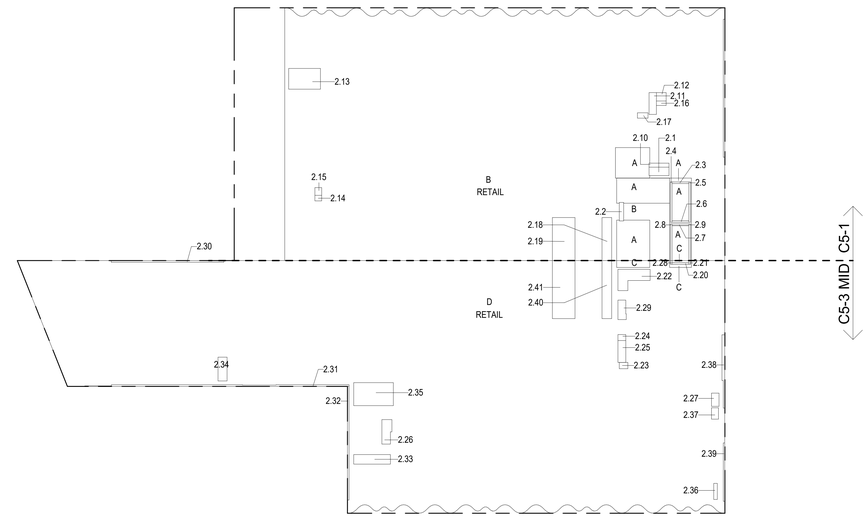

2ND FLOOR (MFD:2ND FLOOR) GROSS FLOOR AREA PLAN AND DECUCTIONS 2
3/64" = 1'-0"

3RD FLOOR AREA CALCULATIONS ZONE C5-1				
USE	No.	*GFA	*DEDUCTIONS	* ZFA (SF)
RESIDENTIAL		933	120	813
RETAIL		16,297	448	15,849
TOTAL		17,230	569	16,662

3RD FLOOR AREA CALCULATIONS ZONE C5-3 MID				
USE	No.	*GFA	*DEDUCTIONS	* ZFA (SF)
RESIDENTIAL		443	390	53
RETAIL		20,399	537	19,862
TOTAL		20,842	927	19,915

3RD FLOOR BROADWAY FACADE AREA CALCULATIONS ZONE C5-3 MID				
USE	No.	*GFA	*DEDUCTIONS	* ZFA (SF)
RETAIL	E	502	0	502
TOTAL		502	0	502

3RD FLOOR AREA CALCULATIONS ZONE C5-1 AND C5-3 MID			
USE	*GFA	*DEDUCTIONS	* ZFA (SF)
RESIDENTIAL	1,377	510	867
RETAIL	37,198	985	36,213
TOTAL	38,575	1,495	37,079

3RD FLOOR FLOOR DEDUCTIONS ZONE C5-1					
USE	TYPE	No.	LENGTH	WIDTH	AREA (SF)
RESIDENTIAL	M	3.1	2' - 10"	7' - 11"	22.7
RESIDENTIAL	P	3.2	1' - 9"	7' - 4"	13.0
RESIDENTIAL	ST	3.3	0' - 8"	6' - 8"	4.4
RESIDENTIAL	ST	3.4	0' - 8"	16' - 1"	10.7
RESIDENTIAL	ST	3.5	0' - 8"	16' - 1"	10.7
RESIDENTIAL	ST	3.6	0' - 8"	6' - 8"	4.4
RESIDENTIAL	ST	3.7	0' - 8"	6' - 8"	4.4
RESIDENTIAL	ST	3.8	0' - 8"	14' - 7"	9.7
RESIDENTIAL	ST	3.9	0' - 8"	14' - 7"	9.7
RESIDENTIAL	M	3.10	2' - 5"	7' - 6"	17.9
RESIDENTIAL	P	3.11	1' - 7"	7' - 11"	12.6
SUBTOTAL					120.3
USE	TYPE	No.	LENGTH	WIDTH	AREA (SF)
RETAIL	P	3.12	2' - 3"	2' - 9"	6.0
RETAIL	M	3.13	2' - 9"	3' - 1"	8.4
RETAIL	M	3.14	7' - 6"	7' - 10"	58.4
RETAIL	M	3.15	8' - 3"	12' - 8"	104.2
RETAIL	M	3.16	4' - 4"	11' - 11"	51.5
RETAIL	O	3.17	3' - 10"	17' - 1"	65.8
RETAIL	O	3.18	9' - 0"	17' - 1"	154.1
SUBTOTAL					448.4

3RD FLOOR FLOOR DEDUCTIONS ZONE C5-3 MID					
USE	TYPE	No.	LENGTH	WIDTH	AREA (SF)
RESIDENTIAL	M	3.19	3' - 1"	7' - 9"	24.0
RESIDENTIAL	P	3.20	2' - 5"	3' - 1"	7.4
RESIDENTIAL	P	3.21	3' - 0"	5' - 3"	15.6
RESIDENTIAL	P	3.22	2' - 6"	3' - 5"	8.5
RESIDENTIAL	ST	3.23	0' - 8"	6' - 8"	4.4
RESIDENTIAL	ST	3.24	0' - 8"	1' - 6"	1.0
RESIDENTIAL	ST	3.25	0' - 8"	1' - 6"	1.0
RESIDENTIAL	E	3.26	3' - 5"	14' - 5"	49.5
RESIDENTIAL	E	3.27	3' - 1"	8' - 9"	27.1
RESIDENTIAL	M	3.28	3' - 8"	9' - 5"	34.3
RESIDENTIAL	M	3.29	9' - 2"	15' - 9"	144.4
RESIDENTIAL	M	3.30	4' - 3"	16' - 11"	72.4
SUBTOTAL					389.7
USE	TYPE	No.	LENGTH	WIDTH	AREA (SF)
RETAIL	G	3.31	0' - 8"	45' - 2"	30.1
RETAIL	G	3.32	0' - 7"	105' - 3"	63.3
RETAIL	G	3.33	0' - 8"	44' - 9"	29.8
RETAIL	G	3.34	0' - 7"	23' - 2"	13.5
RETAIL	G	3.35	0' - 11"	29' - 4"	26.1
RETAIL	M	3.36	3' - 10"	14' - 7"	55.3
RETAIL	P	3.37	1' - 5"	6' - 5"	9.0
RETAIL	P	3.38	2' - 9"	4' - 6"	12.5
RETAIL	O	3.39	3' - 10"	23' - 1"	89.0
RETAIL	O	3.40	9' - 0"	23' - 1"	208.2
SUBTOTAL					536.9

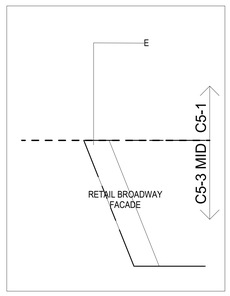

3RD FLOOR - BROADWAY FACADE 4
3/64" = 1'-0"

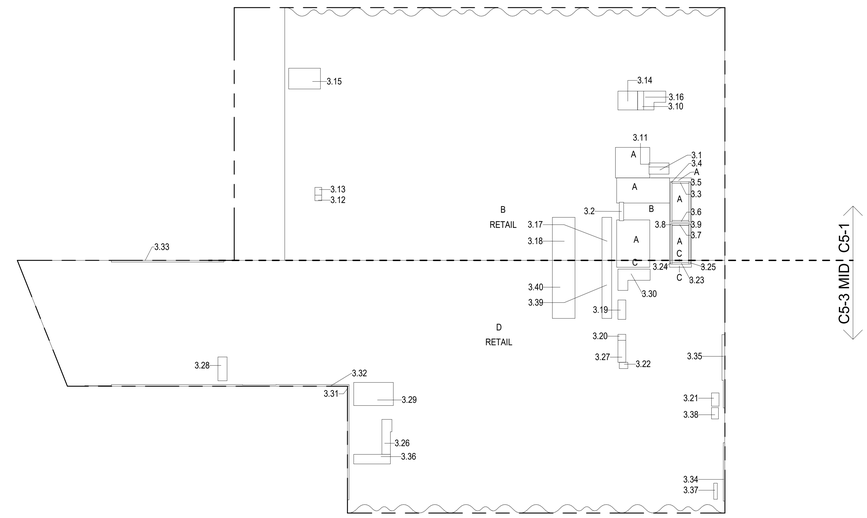

3RD FLOOR (MFD:3RD FLOOR) GROSS FLOOR AREA PLAN AND DEDUCTIONS 3
3/64" = 1'-0"

KEY PLAN:

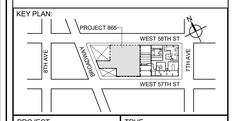

PROJECT NORTH | TRUE NORTH

DEVELOPER:
EXTELL DEVELOPMENT COMPANY
805 THIRD AVENUE, 7TH FLOOR
New York, NY 10022 USA
TEL: 212 712 6000 FAX: 212 712 6100

DESIGN ARCHITECT: Base Building Shell & Core
ADRIAN SMITH + GORDON GILL ARCHITECTURE
111 WEST MONROE STREET SUITE 2300
CHICAGO IL 60603
TEL: 312 920 1888 FAX: 312 920 1775

ARCHITECT OF RECORD: Base Building Shell & Core
AAI ARCHITECTS, P.C.
401 Wellington St. W., 3rd Floor
Toronto, ON M5V 1E7 Canada
TEL: 416 967 1500 FAX: 416 967 7150

STRUCTURAL ENGINEERS:
WSP CANTOR SEINUK
228 EAST 45th Street
New York, NY 10017 USA
TEL: 212 687 9888 FAX: 646 487 5501

MEP ENGINEERS:
AKF GROUP
1501 Broadway
New York, NY 10036 USA
TEL: 212 354 5656 FAX: 212 354 5668

GEOTECHNICAL ENGINEERS:
Langan Engineering & Environmental Services
21 Penn Plaza - 360 West 31st Street, 8th Floor
New York, NY 10001-2727
TEL: 212 479 5400 FAX: 212 479 5444

CODE CONSULTANTS:
Construction Consulting Associates
100 Church Street
New York, NY 10007
TEL: 212 385 1818 FAX: 212 385 1911

CURTAINWALL CONSULTANT:
AJLP Consulting
40 Worth Street, Suite 826
New York, NY 10013
TEL: 212 757 5659 FAX: 646 219 8508

LANDMARK/PRESERVATION CONSULTANT:
Higgins Quasebarth & Partners LLC
11 Hanover Square, 16th Floor
New York, NY 1005
TEL: 212 274 9468 FAX: 646 274 9380

LANDMARK/PRESERVATION CONSULTANT:
Jan Hird Pokorny Associates, Inc.
39 West 37th Street, 12A
New York, NY 10018
TEL: 212 759 6462 FAX: 212 759 6540

No.	DESCRIPTION:	DATE:
1	D.O.B. SUBMISSION	05 DEC 14
2	D.O.B. SUBMISSION	18 FEB 15
	D.O.B. SUBMISSION	27 APR 14
	D.O.B. AMENDMENT 2	21 SEP 15
	D.O.B. AMENDMENT 3	03 OCT 16
	D.O.B. AMENDMENT 4	12 DEC 17

0 10' - 8" 21' - 4" 42' - 8"

D.O.B. SUBMISSION

Discrepancies must be reported immediately to the Architect before proceeding. Only figured dimensions are to be used. Contractors must check all dimensions on site. This drawing is protected by copyright.

ALL DIMENSIONS ARE SHOWN IN IMPERIAL.

CONSULTANT:
AAI ARCHITECTS, P.C.

PROJECT:
217 WEST 57TH STREET
NEW YORK, NY

DRAWING TITLE:
ZONING FLOOR AREA PLAN AND DEDUCTIONS
GROUND, 2ND, 3RD FLOOR

SEAL & SIGNATURE:

DATE:	05 DEC 14
PROJECT No:	1216-00
DRAWN: Author	REV:
CHK: Checker	2
SCALE: 3/64" = 1'-0"	
DWG No:	Z-009.03
DOB PAGE No:	4 of 33

DOB EMPLOYEE STAMP: DOB B-SCAN:

36" x 48" Arch E - SHEET SIZE
FILE NAME: C:\Revit Local Files\X-Files\AAI-TWR-ZONING-CD_ajaisingh.rvt
PLOT DATE: 11/15/2018 9:48:27 AM

DEPT OF BLDGS 421258305 Job Number | E1516490436 Scan Code

36" x 48" Arch E - SHEET SIZE

OCCUPANT LOADS SUMMARY SUBCELLAR 2 FLOOR PLAN

OCCUPANCY	OCCUPANCY GROUP	AREA	OCCUPANCY LOAD FACTOR	OCCUPANT LOAD
ASSEMBLY	A-2	1,242 SF	15 SF	83
RESIDENTIAL MANAGER OFFICE	B	195 SF	15 SF	13
MEN'S LOCKERS	B	402 SF	50 SF	9
STAFF LOCKERS	B	237 SF	50 SF	5
WOMEN'S LOCKERS	B	180 SF	50 SF	4
BUSINESS	B	9,039 SF	100 SF	91
STAFF ROOM	B	327 SF	100 SF	4
WASHROOM	B	64 SF	100 SF	1
MECHANICAL	F-2	404 SF	50 SF	9
MECHANICAL	F-2	278 SF	50 SF	6
AC MER FOR BOH	F-2	221 SF	300 SF	1
AC MER FOR CORRIDOR	F-2	109 SF	300 SF	1
MECHANICAL	F-2	156 SF	300 SF	1
PIT	F-2	160 SF	300 SF	1
SUCTION TANK ROOM	F-2	1,391 SF	300 SF	5
UTILITY	F-2	48 SF	300 SF	1
PANTRY	R-2	1,248 SF	200 SF	7
ACCESSORY W/C	S-1	250 SF	300 SF	1
ACCESSORY W/C	S-1	60 SF	300 SF	1
BUILDING STORAGE	S-1	1,087 SF	300 SF	4
JANITOR	S-1	30 SF	300 SF	1
RETAIL BICYCLE STORAGE	S-1	385 SF	300 SF	2
STORAGE	S-1	971 SF	300 SF	4
STORAGE	S-1	92 SF	300 SF	1
STORAGE / BOH	S-1	8,886 SF	300 SF	30
WORKSHOP	S-1	1,086 SF	300 SF	4
Grand total				230

EXIT STAIR SUMMARY - BC TABLE 1005.1

STAIR DESIGNATION	STAIR WIDTH (IN)	STAIRWAYS (INCHES PER OCCUPANT)	STAIR CAPACITY	STAIR LOAD
			TOTAL (638)	TOTAL (291)
STAIR - G	44"	0.3	146	83
STAIR - H	60"	0.3	200	92
STAIR - J	44"	0.3	146	91
STAIR - K	44"	0.3	146	25

EXIT SELF CLOSING DOOR SUMMARY - BC TABLE 1005.1

DOOR DESIGNATION	DOOR CLEAR WIDTH (IN)	DOORWAY (INCHES PER OCCUPANT)	DOOR CAPACITY	DOOR LOAD
			TOTAL (710)	TOTAL (291)
STAIR - G - DOOR	34"	0.2	170	83
STAIR - H - DOOR	40"	0.2	200	92
STAIR - J - DOOR	34"	0.2	170	91
STAIR - K - DOOR	34"	0.2	170	25

EXIT STAIR TREADS AND RISERS - BC TABLE 1009

STAIR DESIGNATION	TREAD (IN)	RISER (IN)	NO. RISERS (FLOOR TO FLOOR)	MAX. FLIGHT VERTICAL RISE
STAIR - G	11"	6.79"	21	81.43"
STAIR - H	11"	6.75"	24	74.25"
STAIR - J	11"	6.79"	21	74.64"
STAIR - K	11"	6.79"	21	61.07"

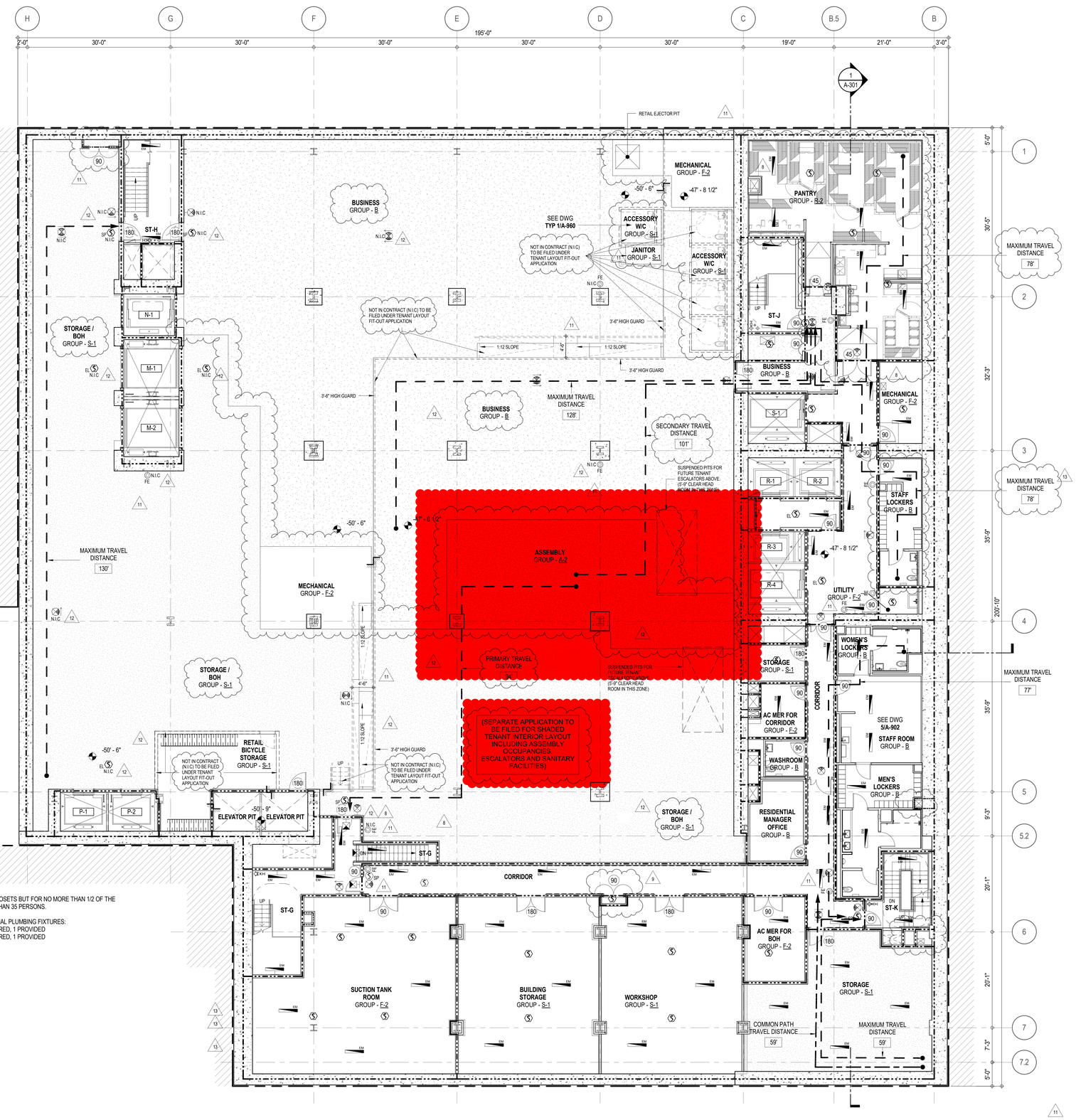

SUB CELLAR 3 & SUB CELLAR 2 PLUMBING FIXTURES - PER PC TABLE 403.1

OCCUPANCY	OCC. GRP.	NUMBER OF OCCUPANTS		REQUIRED WATER CLOSETS		REQUIRED LAVATORIES		PROVIDED WATER CLOSETS		PROVIDED LAVATORIES	
		M50%	F50%	M	F	M	F	M	F	M	F
ASSEMBLY (RETAIL SC2)	A-2	42	42	1	1	1		5**		5**	
OCCUPANCY B (RETAIL SC2)	B	47	47	3		2					
OCCUPANCY S-1 (RETAIL SC2)	S-1	15	15	0.30		0.30					
MECHANICAL (RETAIL SC2)	F-2	8	8	0.15		0.15					
OCCUPANCY B	B	18	18	2		1		2	1	2	1
OCCUPANCY S-1	S-1	23	23	0.45		0.45		2 **		2**	
OCCUPANCY S-2	S-2	3	3	0.06		0.06					
OCCUPANCY R-2	R-2	4	4	0.04		0.04					
STORAGE/ MECHANICAL	F-2	13	13	0.26		0.26					

* URINALS MAY BE PROVIDED IN LIEU OF WATER CLOSETS BUT FOR NO MORE THAN 1/2 OF THE REQUIRED NO. OF WATER CLOSETS WHEN MORE THAN 35 PERSONS.

* TABLE 403.1 REQUIRES THE FOLLOWING ADDITIONAL PLUMBING FIXTURES:
DRINKING FOUNTAINS (1 PER 1000 P.): 1 REQUIRED, 1 PROVIDED
SERVICE SINK: 1 REQUIRED, 1 PROVIDED

** SHARED UNISEX BATHROOM

LENGTH OF TRAVEL DISTANCE (WITH SPRINKLER SYSTEM)

OCCUPANCY GROUP	MAX. TRAVEL DISTANCE (BC TABLE 1015.1)	COMMON PATH OF EGRESS TRAVEL (BC 1013.3)	DEAD END (BC 1016.3)
F-2	250'	100'	50'
S-1	200'	100'	20'
B	300'	100'	50'
A-2 ACCESSORY TO R-1 (BC TABLE 1024.7)	150' (PRIMARY) / 250' SECONDARY	75'	20'

EGRESS AND FIRE RATING LEGEND

- ONE HOUR RATED PARTITION
- TWO HOUR RATED PARTITION
- THREE HOUR RATED PARTITION
- FOUR HOUR RATED PARTITION
- NON RATED SMOKE SEPARATION
- COMMON TRAVEL DISTANCE
- DEAD END
- MAXIMUM TRAVEL DISTANCE
- MAXIMUM TRAVEL DISTANCE WITHIN DWELLING UNIT

SYMBOLS LEGEND

- ILLUMINATED EXIT SIGN (ARROW INDICATES DIRECTION)
- ILLUMINATED EXIT SIGN (ARROW INDICATES DIRECTION)
- WALL MOUNTED/ILLUMINATED EXIT SIGN (ARROW INDICATES DIRECTION)
- ILLUMINATED EXIT SIGN
- WALL MOUNTED ILLUMINATED NO EXIT SIGN
- WALL MOUNTED ILLUMINATED NO EXIT SIGN (ROOF ACCESS ONLY)
- ILLUMINATED NO EXIT SIGN
- ILLUMINATED NO EXIT SIGN (ROOF ACCESS ONLY)
- FEC FIRE EXTINGUISHER CABINET
- SPRINKLER HEAD (REFER TO FP DRAWINGS)
- STANDPIPE
- SPRINKLER RISER
- SIAMESE CONNECTION
- SMOKE DETECTOR
- SC SMOKE /CARBON MONOXIDE DETECTOR
- EM CEILING MOUNTED EMERGENCY LIGHT
- EM WALL MOUNTED EMERGENCY LIGHT
- 90 DOOR RATING (MINUTES)

FILE NAME: C:\Revit Local Files\Archive\EXTELL-985-AAI-TWR-DOB_aqwhfqz.rvt
PLOT DATE: 1/12/2017 2:46:03 PM

KEY PLAN:

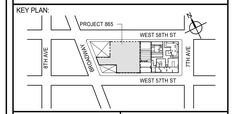

PROJECT NORTH | TRUE NORTH

DEVELOPER:
EXTELL DEVELOPMENT COMPANY
805 THIRD AVENUE, 7TH FLOOR
New York, NY 10022 USA
TEL: 212 712 6000 FAX: 212 712 6100

DESIGN ARCHITECT: Base Building Shell & Core
ADRIAN SMITH + GORDON GILL ARCHITECTURE
111 WEST MONROE STREET SUITE 2300
CHICAGO IL 60603
TEL: 312 920 1888 FAX: 312 920 1775

INTERIOR DESIGNER: Residential
Rottet Architecture and Design Studio, PLLC
298 Fifth Ave, 7th Floor
New York, NY 10001
TEL: 646 998 7000 FAX:

ARCHITECT OF RECORD: Base Building Shell, Core, & Residential
AAI ARCHITECTS, P.C.
401 Wellington St. W., 3rd Floor
Toronto, ON M5V 1E7 Canada
TEL: 416 967 1500 FAX: 416 967 7150

STRUCTURAL ENGINEERS:
WSP CANTOR SEINUK
228 EAST 45th Street
New York, NY 10017 USA
TEL: 212 687 9888 FAX: 646 487 5501

MEP ENGINEERS:
AKF GROUP
165 Broadway, 22nd Floor
New York, NY 10006 USA
TEL: 212 354 5656 FAX: 212 354 5668

GEOTECHNICAL ENGINEERS:
Langan Engineering & Environmental Services
21 Penn Plaza - 360 West 31st Street, 8th Floor
New York, NY 10001-2727
TEL: 212 479 5400 FAX: 212 479 5444

CODE CONSULTANTS:
Construction Consulting Associates
100 Church Street
New York, NY 10007
TEL: 212 385 1818 FAX: 212 385 1911

CURTAINWALL CONSULTANT:
AJLP Consulting
40 Worth Street. Suite 826
New York, NY 10013
TEL: 212 757 5659 FAX: 646 219 8508

LANDMARK/PRESERVATION CONSULTANT:
Jan Hird Pokorny Associates, Inc.
39 West 37th Street, 12A
New York, NY 10018
TEL: 212 759 6462 FAX: 212 759 6540

No.	DESCRIPTION	DATE
1	CD PROGRESS ISSUE 1	15 OCT 14
2	D.O.B. SUBMISSION	05 DEC 14
3	CD PROGRESS ISSUE 2	19 DEC 14
4	D.O.B. SUBMISSION	18 FEB 15
5	CD PROGRESS ISSUE 3	09 MAR 15
	D.O.B. SUBMISSION	27 APR 15
6	CD PROGRESS ISSUE 4	01 JUN 15
7	CD PROGRESS ISSUE 5	10 AUG 15
	D.O.B. AMENDMENT 2	21 SEP 15
8	CD PROGRESS ISSUE 6	02 NOV 15
9	CMU, DRYWALL, HOLLOW METAL DOORS UP TO 12F	14 JAN 16
10	CD PROGRESS ISSUE 7	29 JAN 16
11	CD ISSUE 8 - GMP SET	31 MAR 16
12	CD BULLETIN ISSUE - 6	26 AUG 16
13	CD BULLETIN ISSUE - 9	13 FEB 17
	D.O.B. AMENDMENT 4	12 DEC 17

0 4'-0" 8'-0" 16'-0"

D.O.B. SUBMISSION

Discrepancies must be reported immediately to the Architect before proceeding. Only figured dimensions are to be used. Contractors must check all dimensions on site. This drawing is protected by copyright.

ALL DIMENSIONS ARE SHOWN IN IMPERIAL.

CONSULTANT: AAI ARCHITECTS, P.C.

PROJECT:
217 WEST 57TH STREET
NEW YORK, NY

DRAWING TITLE:
SUB CELLAR 2 FLOOR PLAN

SEAL & SIGNATURE: REGISTERED ARCHITECT ADRIAN DAVID GOODSMITH 026881 STATE OF NEW YORK

DATE:	15 OCT 14
PROJECT No:	1216-00
DRAWN: Author	REV: 13
CHK: Checker	
SCALE: 1/8" = 1'-0"	
DWG No:	A-032.02
DOB PAGE No:	5 of 33

DOB EMPLOYEE STAMP: | DOB B-SCAN:

OCCUPANT LOADS SUMMARY SUBCELLAR 1 FLOOR PLAN				
VV	OCCUPANCY GROUP	AREA	OCCUPANCY LOAD FACTOR	OCCUPANT LOAD
RETAIL	M	14,830 SF	60 SF	** 248
STORAGE	S-1	5,201 SF	300 SF	** 18
KITCHEN	A-2	5,037 SF	200 SF	** 26
ASSEMBLY	A-2	3,377 SF	15 SF	** 226
STORAGE	S-1	2,159 SF	300 SF	** 8
STORAGE	S-1	263 SF	300 SF	** 1
Grand total				527

EXIT STAIR SUMMARY - BC TABLE 1005.1

STAIR DESIGNATION	STAIR WIDTH (IN)	STAIRWAYS (INCHES PER OCCUPANT)	STAIR CAPACITY	STAIR LOAD
			TOTAL (600)	TOTAL (527)
STAIR - G	60"	0.3	200	** 176
STAIR - H	60"	0.3	200	** 176
STAIR - J	60"	0.3	200	** 175

EXIT SELF CLOSING DOOR SUMMARY - BC TABLE 1005.1

DOOR DESIGNATION	DOOR CLEAR WIDTH (IN)	DOORWAY (INCHES PER OCCUPANT)	DOOR CAPACITY	DOOR LOAD
			TOTAL (600)	TOTAL (527)
STAIR - G - DOOR	40"	0.2	200	** 176
STAIR - H - DOOR	40"	0.2	200	** 176
STAIR - J - DOOR	40"	0.2	200	** 175

EXIT STAIR TREADS AND RISERS - BC TABLE 1009

STAIR DESIGNATION	TREAD (IN)	RISER (IN)	NO. RISERS (FLOOR TO FLOOR)	MAX. FLIGHT VERTICAL RISE
STAIR - G	11"	6.93"	29	55.45"
STAIR - H	11"	6.93"	31	55.48"
STAIR - J	11"	6.93"	29	55.45"

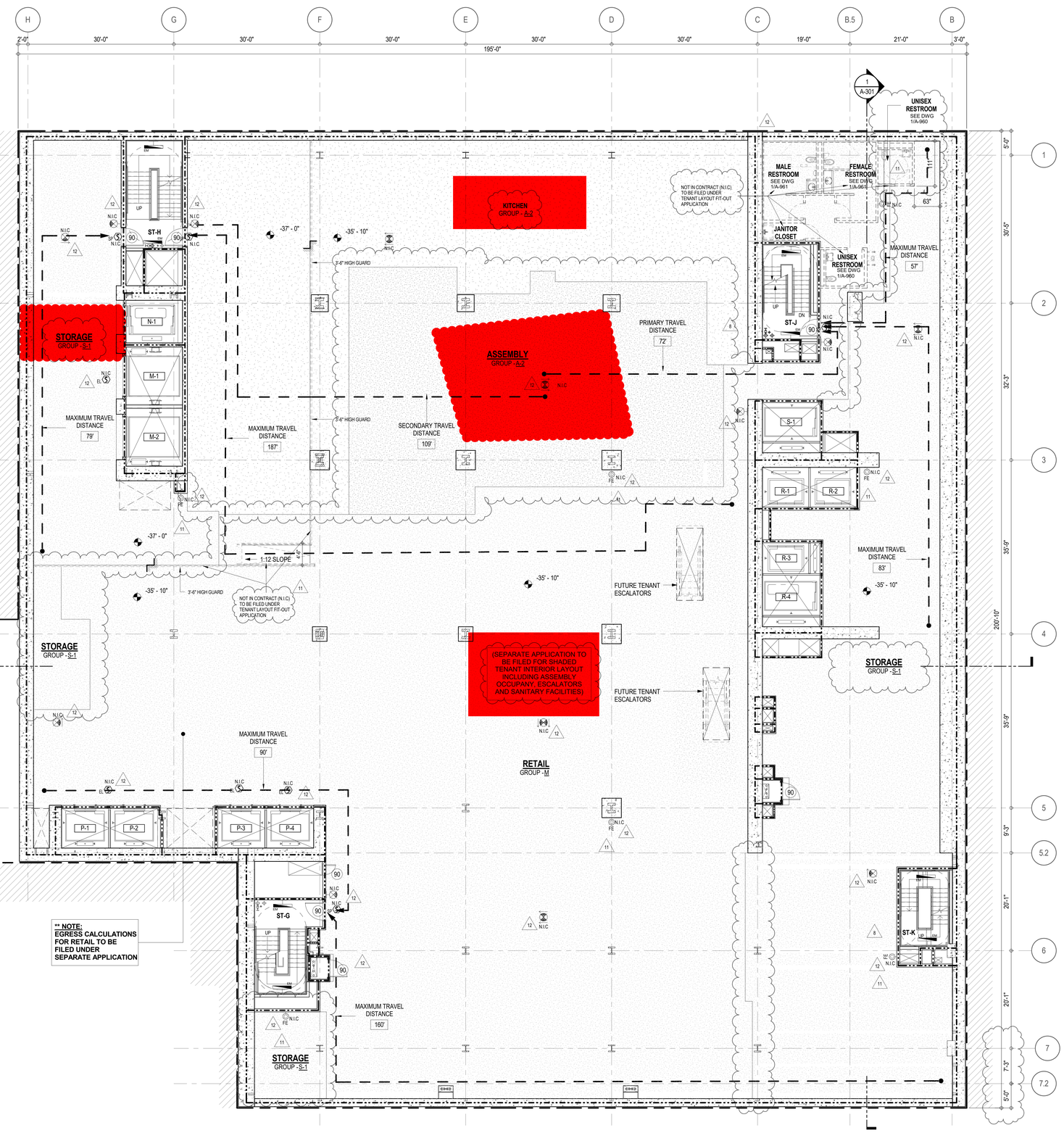

SUB CELLAR 1 PLUMBING FIXTURES - PER PC TABLE 403.1

OCCUPANCY	OCC. GRP.	NUMBER OF OCCUPANTS (585)		REQUIRED WATER CLOSETS		REQUIRED LAVATORIES		PROVIDED WATER CLOSETS		PROVIDED LAVATORIES	
		M50%	F50%	M	F	M	F	M	F	M	F
ASSEMBLY	A-2	126	126	2	2	1.26		2	1	1	1
RETAIL	M	124	124	0.50		0.33					
OCCUPANCY S-1	S-1	14	14	0.27		0.27		2 **		2 **	

* URINALS MAY BE PROVIDED IN LIEU OF WATER CLOSETS BUT FOR NO MORE THAN 1/2 OF THE REQUIRED NO. OF WATER CLOSETS WHEN MORE THAN 35 PERSONS.

* TABLE 403.1 REQUIRES THE FOLLOWING ADDITIONAL PLUMBING FIXTURES:
DRINKING FOUNTAINS (1 PER 1000 P.): 1 REQUIRED, 1 PROVIDED
SERVICE SINK: 1 REQUIRED, 1 PROVIDED

** SHARED UNISEX BATHROOM

LENGTH OF TRAVEL DISTANCE (WITH SPRINKLER SYSTEM)

OCCUPANCY GROUP	MAX. TRAVEL DISTANCE (BC TABLE 1015.1)	COMMON PATH OF EGRESS TRAVEL (BC 1013.3)	DEAD END (BC 1016.3)
M	200'	75'	20'
A-2 ACCESSORY TO R-1 (BC TABLE 1024.7)	150' (PRIMARY) / 250' SECONDARY	75'	20'

EGRESS AND FIRE RATING LEGEND

- ONE HOUR RATED PARTITION
- TWO HOUR RATED PARTITION
- THREE HOUR RATED PARTITION
- FOUR HOUR RATED PARTITION
- NON RATED SMOKE SEPARATION
- COMMON TRAVEL DISTANCE
- DEAD END
- MAXIMUM TRAVEL DISTANCE
- MAXIMUM TRAVEL DISTANCE WITHIN DWELLING UNIT

SYMBOLS LEGEND

- ILLUMINATED EXIT SIGN (ARROW INDICATES DIRECTION)
- ILLUMINATED EXIT SIGN (ARROW INDICATES DIRECTION)
- WALL MOUNTED ILLUMINATED EXIT SIGN (ARROW INDICATES DIRECTION)
- ILLUMINATED EXIT SIGN
- WALL MOUNTED ILLUMINATED NO EXIT SIGN
- WALL MOUNTED ILLUMINATED NO EXIT SIGN (ROOF ACCESS ONLY)
- ILLUMINATED NO EXIT SIGN
- ILLUMINATED NO EXIT SIGN (ROOF ACCESS ONLY)
- FEC FIRE EXTINGUISHER CABINET
- SPRINKLER HEAD (REFER TO FP DRAWINGS)
- STANDPIPE
- SPRINKLER RISER
- SIAMESE CONNECTION
- SMOKE DETECTOR
- SC SMOKE /CARBON MONOXIDE DETECTOR
- EL CEILING MOUNTED EMERGENCY LIGHT
- EL WALL MOUNTED EMERGENCY LIGHT
- 90 DOOR RATING (MINUTES)

KEY PLAN:

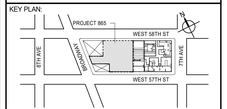

PROJECT NORTH / TRUE NORTH

DEVELOPER:
EXTELL DEVELOPMENT COMPANY
805 THIRD AVENUE, 7TH FLOOR
New York, NY 10022 USA
TEL: 212 712 6000 FAX: 212 712 6100

DESIGN ARCHITECT: Base Building Shell & Core
ADRIAN SMITH + GORDON GILL ARCHITECTURE
111 WEST MONROE STREET SUITE 2300
CHICAGO IL 60603
TEL: 312 920 1888 FAX: 312 920 1775

INTERIOR DESIGNER: Residential
Rottet Architecture and Design Studio, PLLC
298 Fifth Ave, 7th Floor
New York, NY 10001
TEL: 646 998 7000 FAX:

ARCHITECT OF RECORD: Base Building Shell, Core, & Residential
AAI ARCHITECTS, P.C.
401 Wellington St. W., 3rd Floor
Toronto, ON M5V 1E7 Canada
TEL: 416 967 1500 FAX: 416 967 7150

STRUCTURAL ENGINEERS:
WSP CANTOR SEINUK
228 EAST 45th Street
New York, NY 10017 USA
TEL: 212 687 9888 FAX: 646 487 5501

MEP ENGINEERS:
AKF GROUP
165 Broadway, 22nd Floor
New York, NY 10006 USA
TEL: 212 354 5656 FAX: 212 354 5668

GEOTECHNICAL ENGINEERS:
Langan Engineering & Environmental Services
21 Penn Plaza - 360 West 31st Street, 8th Floor
New York, NY 10001-2727
TEL: 212 479 5400 FAX: 212 479 5444

CODE CONSULTANTS:
Construction Consulting Associates
100 Church Street
New York, NY 10007
TEL: 212 385 1818 FAX: 212 385 1911

CURTAINWALL CONSULTANT:
AJLP Consulting
40 Worth Street. Suite 826
New York, NY 10013
TEL: 212 757 5659 FAX: 646 219 8508

LANDMARK/PRESERVATION CONSULTANT:
Jan Hird Pokorny Associates, Inc.
39 West 37th Street, 12A
New York, NY 10018
TEL: 212 759 6462 FAX: 212 759 6540

No.	DESCRIPTION	DATE
1	CD PROGRESS ISSUE 1	15 OCT 14
2	D.O.B. SUBMISSION	05 DEC 14
3	CD PROGRESS ISSUE 2	19 DEC 14
4	D.O.B. SUBMISSION	18 FEB 15
5	CD PROGRESS ISSUE 3	09 MAR 15
	D.O.B. SUBMISSION	27 APR 15
6	CD PROGRESS ISSUE 4	01 JUN 15
7	CD PROGRESS ISSUE 5	10 AUG 15
	D.O.B. AMENDMENT 2	21 SEP 15
8	CD PROGRESS ISSUE 6	02 NOV 15
9	CMU, DRYWALL, HOLLOW METAL DOORS UP TO 12F	14 JAN 16
10	CD PROGRESS ISSUE 7	29 JAN 16
11	CD ISSUE 8 - GMP SET	31 MAR 16
12	CD BULLETIN ISSUE - 6	26 AUG 16
	D.O.B. AMENDMENT 4	12 DEC 17

0 4'-0" 8'-0" 16'-0"

D.O.B. SUBMISSION

Discrepancies must be reported immediately to the Architect before proceeding. Only figured dimensions are to be used. Contractors must check all dimensions on site. This drawing is protected by copyright.

ALL DIMENSIONS ARE SHOWN IN IMPERIAL.

CONSULTANT: AAI ARCHITECTS, P.C.

PROJECT:
217 WEST 57TH STREET
NEW YORK, NY

DRAWING TITLE:
SUB CELLAR 1 FLOOR PLAN

SEAL & SIGNATURE: REGISTERED ARCHITECT DAVID J. MAYER 026185 STATE OF NEW YORK

DATE:	15 OCT 14
PROJECT No:	1216-00
DRAWN: Author	REV: 12
CHK: Checker	
SCALE: 1/8" = 1'-0"	
DWG No:	A-033.02
DOB PAGE No:	6 of 33

DOB EMPLOYEE STAMP: DOB B-SCAN:

DEPT OF BLDGS 421208305 Job Number E362769925 Scan Code
36" x 48" Arch E - SHEET SIZE
FILE NAME:
PLOT DATE: 1/11/2018 4:40:38 PM

DEPT OF BLDGS 421258305 Job Number | E3705895L06 Scan Code

36" x 48" Arch E - SHEET SIZE

OCCUPANT LOADS SUMMARY CELLAR FLOOR PLAN

OCCUPANCY	OCCUPANCY GROUP	AREA	OCCUPANCY LOAD FACTOR	OCCUPANT LOAD
ASSEMBLY	A-2	1,006 SF	15 SF	** 68
AC ROOM	F-2	189 SF	300 SF	** 1
ELEC & TELE POE	F-2	249 SF	300 SF	** 1
GAS POE ROOM	F-2	222 SF	300 SF	** 1
PLUMBING POE ROOM	F-2	344 SF	300 SF	** 2
TELECOM POE & MAIN EQUIPMENT ROOM	F-2	256 SF	300 SF	** 1
WATER POE & FIRE PUMP ROOM	F-2	536 SF	300 SF	** 2
RETAIL	M	18,326 SF	60 SF	** 306
RETAIL STORAGE	S-1	8,960 SF	300 SF	** 30
STORAGE	S-1	256 SF	300 SF	** 1
STORAGE	S-1	1,569 SF	300 SF	** 6
Grand total				** 419

OCCUPANT LOADS SUMMARY UPPER CELLAR FLOOR PLAN

OCCUPANCY	OCCUPANCY GROUP	AREA	OCCUPANCY LOAD FACTOR	OCCUPANT LOAD
STORAGE	S-1	7,327 SF	300 SF	** 25
Grand total				** 25

EXIT STAIR SUMMARY - BC TABLE 1005.1

STAIR DESIGNATION	STAIR WIDTH (IN)	STAIRWAYS (INCHES PER OCCUPANT)	STAIR CAPACITY	STAIR LOAD
			TOTAL (746)	TOTAL (444)
STAIR - G	60"	0.3	200	** 145
STAIR - H	60"	0.3	200	** 145
STAIR - J	60"	0.3	200	** 146
STAIR - K	44"	0.3	146	** 8

EXIT SELF CLOSING DOOR SUMMARY - BC TABLE 1005.1

DOOR DESIGNATION	DOOR CLEAR WIDTH (IN)	DOORWAY (INCHES PER OCCUPANT)	DOOR CAPACITY	DOOR LOAD
			TOTAL (770)	TOTAL (444)
STAIR - G - DOOR	40"	0.2	200	** 145
STAIR - H - DOOR	40"	0.2	200	** 145
STAIR - J - DOOR	40"	0.2	200	** 146
STAIR - K - DOOR	34"	0.2	170	** 8

EXIT STAIR TREADS AND RISERS - BC TABLE 1009

STAIR DESIGNATION	TREAD (IN)	RISER (IN)	NO. RISERS (FLOOR TO FLOOR)	MAX. FLIGHT VERTICAL RISE
STAIR - G	11"	6.87"	31	116.81"
STAIR - H	11"	6.93"	35	97.19"
STAIR - J	11"	6.81"	37	129.94"
STAIR - K	11"	6.93"	33	111.00"

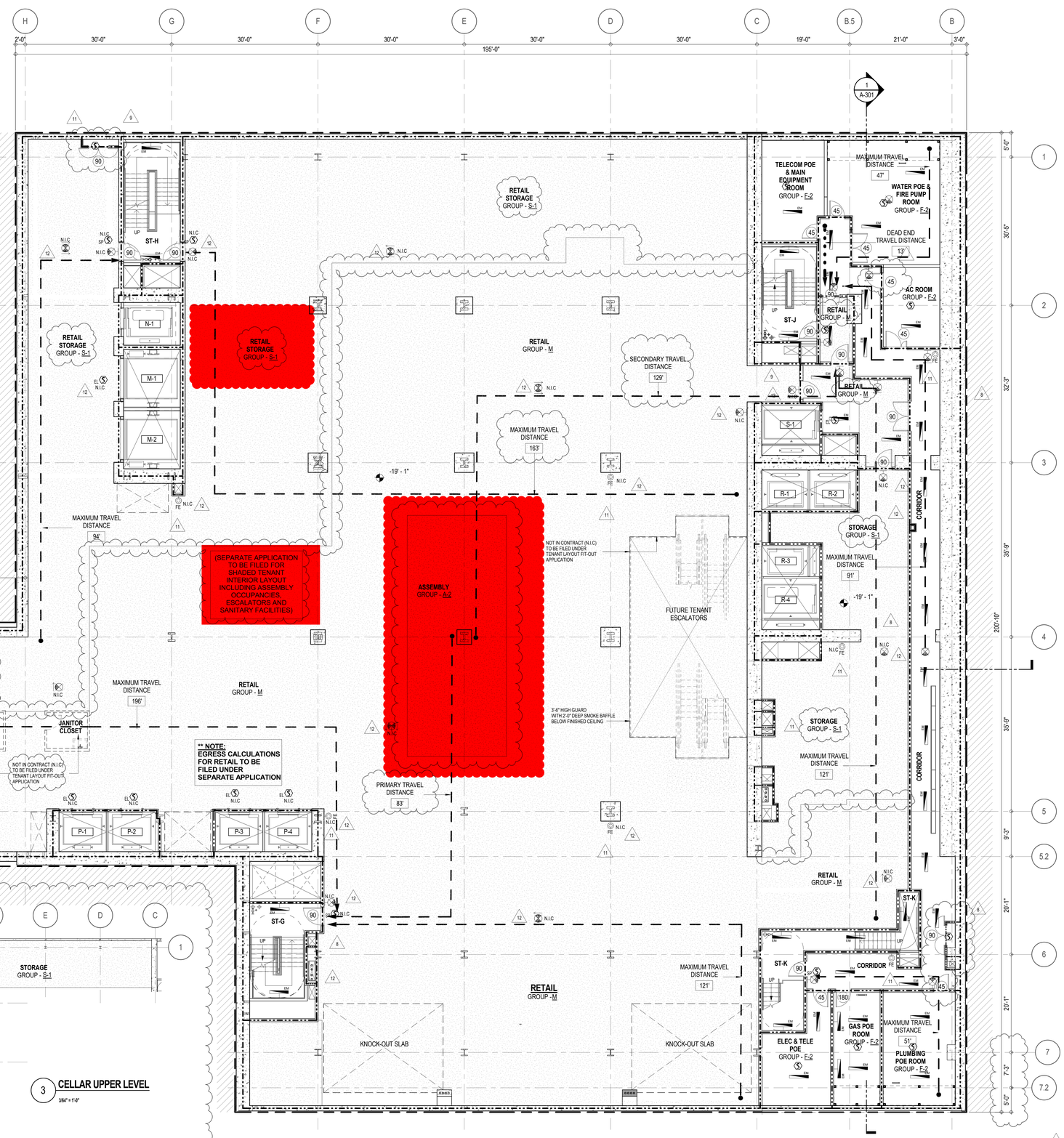

CELLAR & GROUND FLOOR PLUMBING FIXTURES - PER PC TABLE 403.1

OCCUPANCY	OCC. GRP.	NUMBER OF OCCUPANTS		REQUIRED WATER CLOSETS		REQUIRED LAVATORIES		PROVIDED WATER CLOSETS		PROVIDED LAVATORIES	
		M	F	M	F	M	F	M	F	M	F
RETAIL	M	525	525	2.10		1.40		2	2	1	1
ASSEMBLY	A-2	34	34	1	1	0.34					
OCCUPANCY B	B	10	10	0.76		0.475		3**		3**	
OCCUPANCY F-2	F-2	4	4	0.08		0.08					
STORAGE	S-1	40	40	0.79		0.79					

* URINALS MAY BE PROVIDED IN LIEU OF WATER CLOSETS BUT FOR NO MORE THAN 1/2 OF THE REQUIRED NO. OF WATER CLOSETS WHEN MORE THAN 35 PERSONS.

* TABLE 403.1 REQUIRES THE FOLLOWING ADDITIONAL PLUMBING FIXTURES:
DRINKING FOUNTAINS (1 PER 1000 P.): 2 REQUIRED, 2 PROVIDED
SERVICE SINK: 1 REQUIRED, 1 PROVIDED

** SHARED UNISEX BATHROOM

LENGTH OF TRAVEL DISTANCE (WITH SPRINKLER SYSTEM)

OCCUPANCY GROUP	MAX. TRAVEL DISTANCE (BC TABLE 1015.1)	COMMON PATH OF EGRESS TRAVEL (BC 1013.3)	DEAD END (BC 1016.3)
M	200'	75'	20'
S-2	250'	100'	20'
F-2	250'	100'	50'
A-2 (ACCESSORY TO R-1 (BC TABLE 1024.7)	150' (PRIMARY) / 250' SECONDARY	75'	20'

EGRESS AND FIRE RATING LEGEND

- ONE HOUR RATED PARTITION
- TWO HOUR RATED PARTITION
- THREE HOUR RATED PARTITION
- FOUR HOUR RATED PARTITION
- NON RATED SMOKE SEPARATION
- COMMON TRAVEL DISTANCE
- DEAD END
- MAXIMUM TRAVEL DISTANCE
- MAXIMUM TRAVEL DISTANCE WITHIN DWELLING UNIT

SYMBOLS LEGEND

- ILLUMINATED EXIT SIGN (ARROW INDICATES DIRECTION)
- ILLUMINATED EXIT SIGN (ARROW INDICATES DIRECTION)
- WALL MOUNTEDILLUMINATED EXIT SIGN (ARROW INDICATES DIRECTION)
- ILLUMINATED EXIT SIGN
- WALL MOUNTED ILLUMINATED NO EXIT SIGN
- WALL MOUNTED ILLUMINATED NO EXIT SIGN (ROOF ACCESS ONLY)
- ILLUMINATED NO EXIT SIGN
- ILLUMINATED NO EXIT SIGN (ROOF ACCESS ONLY)
- FEC FIRE EXTINGUISHER CABINET
- SPRINKLER HEAD (REFER TO FP DRAWINGS)
- STANDPIPE
- SPRINKLER RISER
- SIAMESE CONNECTION
- SMOKE DETECTOR
- SC SMOKE /CARBON MONOXIDE DETECTOR
- CEILING MOUNTED EMERGENCY LIGHT
- WALL MOUNTED EMERGENCY LIGHT
- 90 DOOR RATING (MINUTES)

FILE NAME: C:\Revit Local Files\X-Mirror\EXTELL-805-AAI-TWR-DOB_sjenkins.rvt
PLOT DATE: 1/12/2017 2:36:32 PM

KEY PLAN:

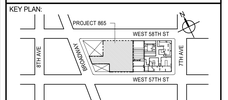

PROJECT NORTH | TRUE NORTH

DEVELOPER:
EXTELL DEVELOPMENT COMPANY
805 THIRD AVENUE, 7TH FLOOR
New York, NY 10022 USA
TEL: 212 712 6000 FAX: 212 712 6100

DESIGN ARCHITECT: Base Building Shell & Core
ADRIAN SMITH + GORDON GILL ARCHITECTURE
111 WEST MONROE STREET SUITE 2300
CHICAGO IL 60603
TEL: 312 920 1888 FAX: 312 920 1775

INTERIOR DESIGNER: Residential
Rottet Architecture and Design Studio, PLLC
298 Fifth Ave, 7th Floor
New York, NY 10001
TEL: 646 998 7000 FAX:

ARCHITECT OF RECORD: Base Building Shell, Core, & Residential
AAI ARCHITECTS, P.C.
401 Wellington St. W., 3rd Floor
Toronto, ON M5V 1E7 Canada
TEL: 416 967 1500 FAX: 416 967 7150

STRUCTURAL ENGINEERS:
WSP CANTOR SEINUK
228 EAST 45th Street
New York, NY 10017 USA
TEL: 212 687 9888 FAX: 646 487 5501

MEP ENGINEERS:
AKF GROUP
165 Broadway, 22nd Floor
New York, NY 10006 USA
TEL: 212 354 5656 FAX: 212 354 5668

GEOTECHNICAL ENGINEERS:
Langan Engineering & Environmental Services
21 Penn Plaza - 360 West 31st Street, 8th Floor
New York, NY 10001-2727
TEL: 212 479 5400 FAX: 212 479 5444

CODE CONSULTANTS:
Construction Consulting Associates
100 Church Street
New York, NY 10007
TEL: 212 385 1818 FAX: 212 385 1911

CURTAINWALL CONSULTANT:
AJLP Consulting
40 Worth Street. Suite 826
New York, NY 10013
TEL: 212 757 5659 FAX: 646 219 8508

LANDMARK/PRESERVATION CONSULTANT:
Jan Hird Pokorny Associates, Inc.
39 West 37th Street, 12A
New York, NY 10018
TEL: 212 759 6462 FAX: 212 759 6540

No.	DESCRIPTION	DATE
1	CD PROGRESS ISSUE 1	15 OCT 14
2	D.O.B. SUBMISSION	05 DEC 14
3	CD PROGRESS ISSUE 2	19 DEC 14
4	D.O.B. SUBMISSION	18 FEB 15
5	CD PROGRESS ISSUE 3	09 MAR 15
	D.O.B. SUBMISSION	27 APR 15
6	CD PROGRESS ISSUE 4	01 JUN 15
7	CD PROGRESS ISSUE 5	10 AUG 15
	D.O.B. AMENDMENT 2	21 SEP 15
8	CD PROGRESS ISSUE 6	02 NOV 15
9	CMU, DRYWALL, HOLLOW METAL DOORS UP TO 12F	14 JAN 16
10	CD PROGRESS ISSUE 7	29 JAN 16
11	CD ISSUE 8 - GMP SET	31 MAR 16
12	CD BULLETIN ISSUE - 6	26 AUG 16
	D.O.B. AMENDMENT 4	12 DEC 17

0 4'-0" 8'-0" 16'-0"

D.O.B. SUBMISSION

Discrepancies must be reported immediately to the Architect before proceeding. Only figured dimensions are to be used. Contractors must check all dimensions on site. This drawing is protected by copyright.

ALL DIMENSIONS ARE SHOWN IN IMPERIAL.

CONSULTANT: AAI ARCHITECTS, P.C.

PROJECT:
217 WEST 57TH STREET
NEW YORK, NY

DRAWING TITLE:
CELLAR FLOOR PLAN

SEAL & SIGNATURE: REGISTERED ARCHITECT ALI DAVOD NASSIRI 022858 STATE OF NEW YORK

DATE:	15 OCT 14
PROJECT No:	1216-00
DRAWN: Author	REV: 12
CHK: Checker	
SCALE: As indicated	
DWG No:	A-034.02
DOB PAGE No:	7 of 33

DOB EMPLOYEE STAMP: | DOB B-SCAN:

GROUND FLOOR - OCCUPANT LOAD SUMMARY				
OCCUPANCY	OCCUPANCY GROUP	AREA	OCCUPANCY LOAD FACTOR	OCCUPANT LOAD
58TH ST. RESIDENTIAL LOBBY	B	232 SF	100 SF	3
OFFICE	B	108 SF	100 SF	2
RES. ELEVATOR LOBBY	B	553 SF	100 SF	6
RES. LOBBY RESTROOM	B	64 SF	100 SF	1
RES. MAIN ENTRANCE LOBBY	B	1,636 SF	100 SF	17
RES. SERVICE LOBBY	B	222 SF	100 SF	3
RETAIL ESA / FIRE ALARM	B	818 SF	100 SF	9
SECURITY OFFICE	B	117 SF	100 SF	2
W. 57TH RES. ENTRANCE VEST.	B	410 SF	100 SF	5
RETAIL	M	22,275 SF	30 SF	** 743
CLOSET	S-1	39 SF	300 SF	1
FIRE ALARM PANEL ROOM	S-1	73 SF	300 SF	1
LOADING DOCK	S-1	3,481 SF	300 SF	12
MATS CLOSET	S-1	39 SF	300 SF	1
MATS CLOSET W/ SHELVING	S-1	45 SF	300 SF	1
SECURITY CLOSET	S-1	53 SF	300 SF	1
Grand total				** 808

GROUND FLOOR MEZZANINE- OCCUPANT LOAD SUMMARY				
OCCUPANCY	OCCUPANCY GROUP	AREA	OCCUPANCY LOAD FACTOR	OCCUPANT LOAD
BUSINESS	B	943 SF	100 SF	10
Grand total				10

EXIT DOOR SUMMARY - BC TABLE 1005.1

DOOR DESIGNATION	DOOR WIDTH (IN)	DOORWAY (INCHES PER OCCUPANT)	DOOR CAPACITY TOTAL (1880)
STAIR - A - DOOR	34"	0.2	170
STAIR - B - DOOR	34"	0.2	170
STAIR - C - DOOR	40"	0.2	200
STAIR - D - DOOR	40"	0.2	200
STAIR - E- DOOR	40"	0.2	200
STAIR - F - DOOR	34"	0.2	170
STAIR - G - DOOR	40"	0.2	200
STAIR - H - DOOR	40"	0.2	200
STAIR - J - DOOR	40"	0.2	200
STAIR - K - DOOR	34"	0.2	170

EXIT DOOR SUMMARY - BC TABLE 1005.1

DOOR DESIGNATION	DOOR WIDTH (IN)	DOORWAY (INCHES PER OCCUPANT)	DOOR CAPACITY TOTAL (1980)	DOOR LOAD TOTAL (772)
EXIT DOOR - DA	72"	0.2	360	** 310
EXIT DOOR - DB	72"	0.2	360	** 305
EXIT DOOR - DC	72"	0.2	360	** 101 + 65 FROM ST-F
EXIT DOOR - DD	72"	0.2	360	22
EXIT DOOR - DE	36"	0.2	180	22
EXIT DOOR - DG	36"	0.2	180	6
EXIT DOOR - DH	36"	0.2	180	6

LENGTH OF TRAVEL DISTANCE (WITH SPRINKLER SYSTEM)

OCCUPANCY GROUP	MAX. TRAVEL DISTANCE (BC TABLE 1015.1)	COMMON PATH OF EGRESS TRAVEL (BC 1013.3)	DEAD END (BC 1016.3)
M	200'	75'	20'
S-1	200'	100'	20'
B	300'	100'	50'

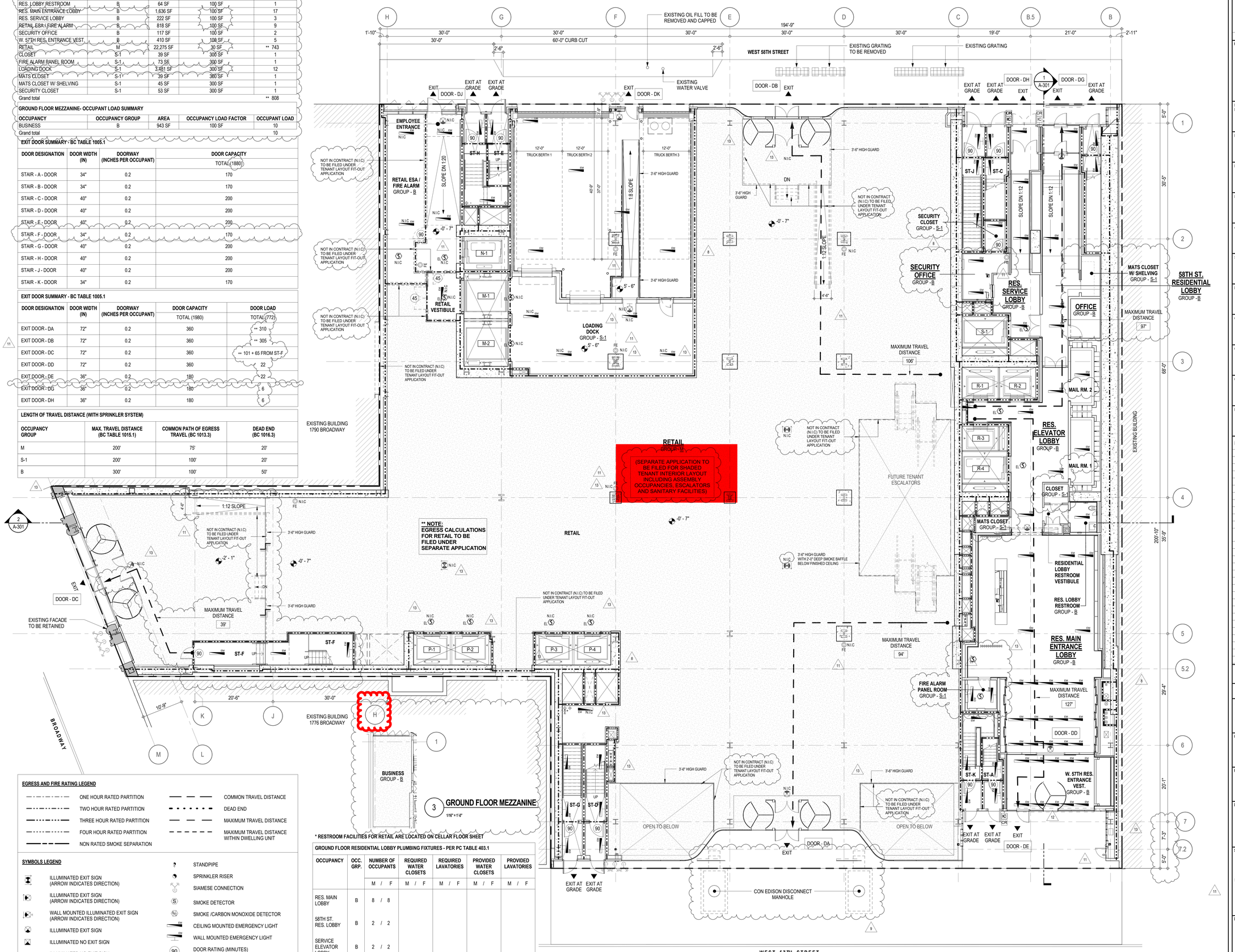

EGRESS AND FIRE RATING LEGEND

- ONE HOUR RATED PARTITION
- TWO HOUR RATED PARTITION
- THREE HOUR RATED PARTITION
- FOUR HOUR RATED PARTITION
- NON RATED SMOKE SEPARATION
- COMMON TRAVEL DISTANCE
- DEAD END
- MAXIMUM TRAVEL DISTANCE
- MAXIMUM TRAVEL DISTANCE WITHIN DWELLING UNIT

SYMBOLS LEGEND

- ILLUMINATED EXIT SIGN (ARROW INDICATES DIRECTION)
- ILLUMINATED EXIT SIGN (ARROW INDICATES DIRECTION)
- WALL MOUNTED ILLUMINATED EXIT SIGN (ARROW INDICATES DIRECTION)
- ILLUMINATED EXIT SIGN
- ILLUMINATED NO EXIT SIGN
- ILLUMINATED NO EXIT SIGN (ROOF ACCESS ONLY)
- WALL MOUNTED ILLUMINATED NO EXIT SIGN
- WALL MOUNTED ILLUMINATED NO EXIT SIGN (ROOF ACCESS ONLY)
- STANDPIPE
- SPRINKLER RISER
- SIAMESE CONNECTION
- SMOKE DETECTOR
- SMOKE /CARBON MONOXIDE DETECTOR
- CEILING MOUNTED EMERGENCY LIGHT
- WALL MOUNTED EMERGENCY LIGHT
- DOOR RATING (MINUTES)
- FEC FIRE EXTINGUISHER CABINET
- SPRINKLER HEAD (REFER TO FP DRAWINGS)

* RESTROOM FACILITIES FOR RETAIL ARE LOCATED ON CELLAR FLOOR SHEET

GROUND FLOOR RESIDENTIAL LOBBY PLUMBING FIXTURES - PER PC TABLE 403.1

OCCUPANCY	OCC. GRP.	NUMBER OF OCCUPANTS	REQUIRED WATER CLOSETS	REQUIRED LAVATORIES	PROVIDED WATER CLOSETS	PROVIDED LAVATORIES
		M / F	M / F	M / F	M / F	M / F
RES. MAIN LOBBY	B	8 / 8				
58TH ST. RES. LOBBY	B	2 / 2				
SERVICE ELEVATOR LOBBY	B	2 / 2				
ASSEMBLY (TOTALS)	B	24	1**	1**	1**	1**

** SHARED UNISEX BATHROOM

KEY PLAN:

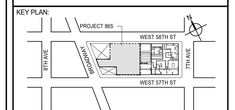

PROJECT NORTH / TRUE NORTH

DEVELOPER:
EXTELL DEVELOPMENT COMPANY
805 THIRD AVENUE, 7TH FLOOR
New York, NY 10022 USA
TEL: 212 712 6000 FAX: 212 712 6100

DESIGN ARCHITECT: Base Building Shell & Core
ADRIAN SMITH + GORDON GILL ARCHITECTURE
111 WEST MONROE STREET SUITE 2300
CHICAGO IL 60603
TEL: 312 920 1888 FAX: 312 920 1775

INTERIOR DESIGNER: Residential
Rottet Architecture and Design Studio, PLLC
298 Fifth Ave, 7th Floor
New York, NY 10001
TEL: 646 998 7000 FAX:

ARCHITECT OF RECORD: Base Building Shell, Core, & Residential
AAI ARCHITECTS, P.C.
401 Wellington St. W., 3rd Floor
Toronto, ON M5V 1E7 Canada
TEL: 416 967 1500 FAX: 416 967 7150

STRUCTURAL ENGINEERS:
WSP CANTOR SEINUK
228 EAST 45th Street
New York, NY 10017 USA
TEL: 212 687 9888 FAX: 646 487 5501

MEP ENGINEERS:
AKF GROUP
165 Broadway, 22nd Floor
New York, NY 10006 USA
TEL: 212 354 5656 FAX: 212 354 5668

GEOTECHNICAL ENGINEERS:
Langan Engineering & Environmental Services
21 Penn Plaza - 360 West 31st Street, 8th Floor
New York, NY 10001-2727
TEL: 212 479 5400 FAX: 212 479 5444

CODE CONSULTANTS:
Construction Consulting Associates
100 Church Street
New York, NY 10007
TEL: 212 385 1818 FAX: 212 385 1911

CURTAINWALL CONSULTANT:
AJLP Consulting
40 Worth Street. Suite 826
New York, NY 10013
TEL: 212 757 5659 FAX: 646 219 8508

LANDMARK/PRESERVATION CONSULTANT:
Jan Hird Pokorny Associates, Inc.
39 West 37th Street, 12A
New York, NY 10018
TEL: 212 759 6462 FAX: 212 759 6540

No.	DESCRIPTION	DATE
1	CD PROGRESS ISSUE 1	15 OCT 14
2	D.O.B. SUBMISSION	05 DEC 14
3	CD PROGRESS ISSUE 2	19 DEC 14
4	D.O.B. SUBMISSION	18 FEB 15
5	CD PROGRESS ISSUE 3	09 MAR 15
	D.O.B. SUBMISSION	27 APR 15
6	CD PROGRESS ISSUE 4	01 JUN 15
	D.O.B. AMENDMENT 1	24 JUL 15
7	CD PROGRESS ISSUE 5	10 AUG 15
	D.O.B. AMENDMENT 2	21 SEP 15
8	CD PROGRESS ISSUE 6	02 NOV 15
9	CMU, DRYWALL, HOLLOW METAL DOORS UP TO 12F	14 JAN 16
10	CD PROGRESS ISSUE 7	29 JAN 16
11	CD ISSUE 8 - GMP SET	31 MAR 16
12	CD BULLETIN ISSUE - 1	22 APR 16
13	CD BULLETIN ISSUE - 6	26 AUG 16
	D.O.B. AMENDMENT 4	12 DEC 17

0 4' - 0" 8' - 0" 16' - 0"

D.O.B. SUBMISSION

Discrepancies must be reported immediately to the Architect before proceeding. Only figured dimensions are to be used. Contractors must check all dimensions on site. This drawing is protected by copyright.

ALL DIMENSIONS ARE SHOWN IN IMPERIAL.

CONSULTANT: AAI ARCHITECTS, P.C.

PROJECT:
217 WEST 57TH STREET
NEW YORK, NY

DRAWING TITLE:
GROUND FLOOR PLAN

SEAL & SIGNATURE:

DATE:	15 OCT 14
PROJECT No:	1216-00
DRAWN: Author	REV: 13
CHK: Checker	
SCALE: As indicated	
DWG No:	A-035.04
DOB PAGE No:	8 of 33

DOB EMPLOYEE STAMP: DOB B-SCAN:

DEPT OF BLDGS 421258208 Job Number
E341862971 Scan Code
36" x 48" Arch E - SHEET SIZE
FILE NAME:
PLOT DATE: 01/15/2016 4:50:39 PM

EXIT STAIR SUMMARY - BC TABLE 1005.1				
STAIR DESIGNATION	STAIR WIDTH (IN)	STAIRWAYS (INCHES PER OCCUPANT)	STAIR CAPACITY	STAIR LOAD
			TOTAL (638)	TOTAL (0)
8 STAIR - A	44"	0.3	146	0
8 STAIR - B	44"	0.3	146	0
STAIR - E	60"	0.3	200	0
STAIR - F	44"	0.3	146	0

EXIT SELF CLOSING DOOR SUMMARY - BC TABLE 1005.1				
DOOR DESIGNATION	DOOR CLEAR WIDTH (IN)	DOORWAY (INCHES PER OCCUPANT)	DOOR CAPACITY	DOOR LOAD
			TOTAL (710)	TOTAL (0)
8 STAIR - A - DOOR	34"	0.2	170	0
8 STAIR - B - DOOR	34"	0.2	170	0
STAIR - E - DOOR	40"	0.2	200	0
STAIR - F - DOOR	34"	0.2	170	0

8 EXIT STAIR TREADS AND RISERS - BC TABLE 1009				
STAIR DESIGNATION	TREAD (IN)	RISER (IN)	NO. RISERS (FLOOR TO FLOOR)	MAX. FLIGHT VERTICAL RISE
STAIR - A	9.5"	7.5"	14	52.50"
STAIR - B	9.5"	7.5"	14	105.00"
STAIR - E	11"	6.75"	18	60.50"
STAIR - F	11"	6.87"	18	62.00"

LENGTH OF TRAVEL DISTANCE (WITH SPRINKLER SYSTEM)			
OCCUPANCY GROUP	MAX. TRAVEL DISTANCE (BC TABLE 1015.1)	COMMON PATH OF EGRESS TRAVEL (BC 1013.3)	DEAD END (BC 1016.3)
M	200'	75'	20'

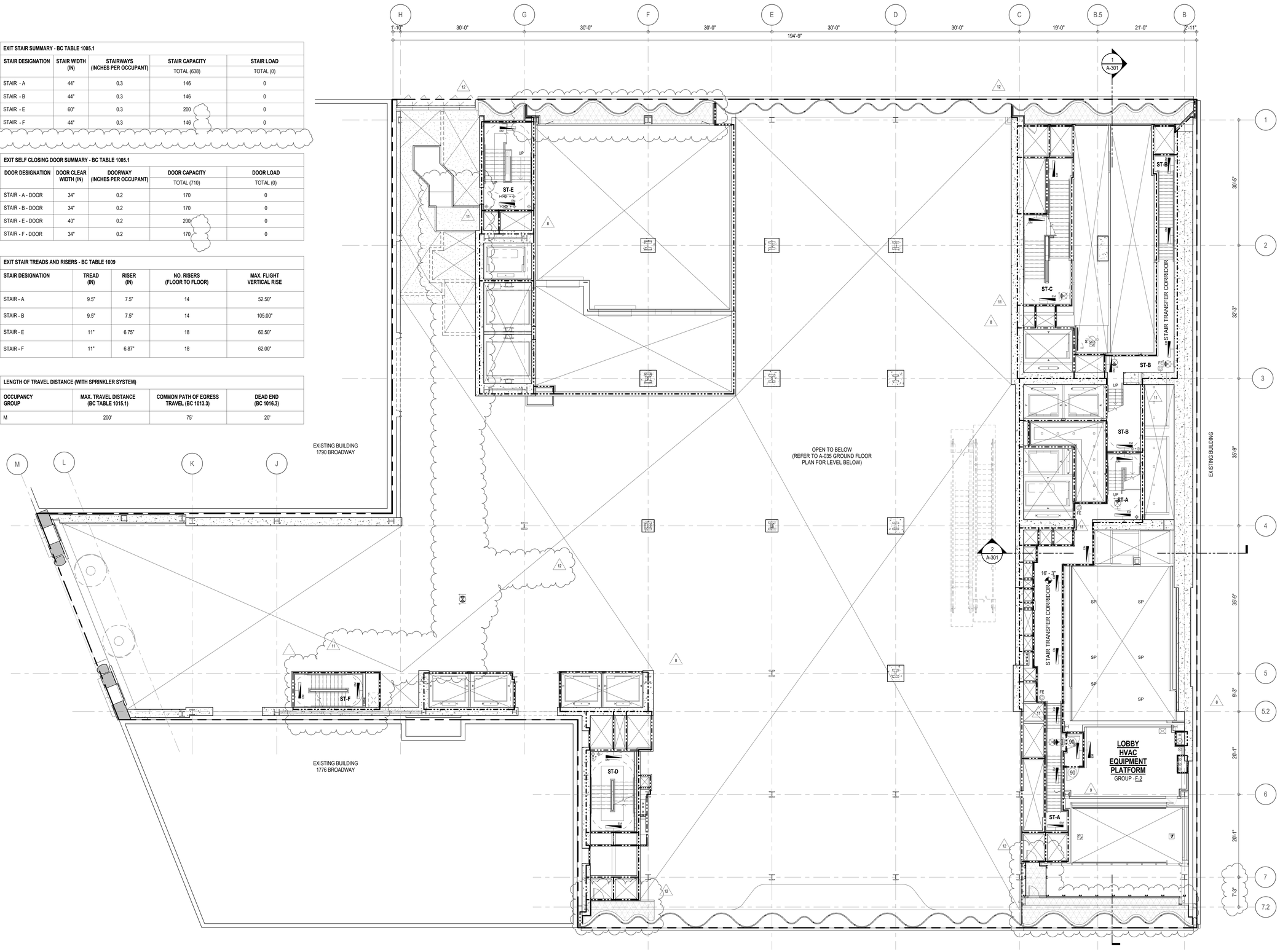

EGRESS AND FIRE RATING LEGEND

- ONE HOUR RATED PARTITION
- TWO HOUR RATED PARTITION
- THREE HOUR RATED PARTITION
- FOUR HOUR RATED PARTITION
- NON RATED SMOKE SEPARATION
- COMMON TRAVEL DISTANCE
- DEAD END
- MAXIMUM TRAVEL DISTANCE
- MAXIMUM TRAVEL DISTANCE WITHIN DWELLING UNIT

SYMBOLS LEGEND

- ILLUMINATED EXIT SIGN (ARROW INDICATES DIRECTION)
- ILLUMINATED EXIT SIGN (ARROW INDICATES DIRECTION)
- WALL MOUNTEDILLUMINATED EXIT SIGN (ARROW INDICATES DIRECTION)
- ILLUMINATED EXIT SIGN
- WALL MOUNTED ILLUMINATED NO EXIT SIGN
- WALL MOUNTED ILLUMINATED NO EXIT SIGN (ROOF ACCESS ONLY)
- ILLUMINATED NO EXIT SIGN
- ILLUMINATED NO EXIT SIGN (ROOF ACCESS ONLY)
- FEC FIRE EXTINGUISHER CABINET
- SPRINKLER HEAD (REFER TO FP DRAWINGS)
- STANDPIPE
- SPRINKLER RISER
- SIAMESE CONNECTION
- SMOKE DETECTOR
- SC SMOKE /CARBON MONOXIDE DETECTOR
- EM CEILING MOUNTED EMERGENCY LIGHT
- EM WALL MOUNTED EMERGENCY LIGHT
- 90 DOOR RATING (MINUTES)

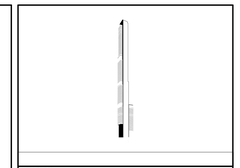

PROJECT NORTH: TRUE NORTH

DEVELOPER:
EXTELL DEVELOPMENT COMPANY
805 THIRD AVENUE, 7TH FLOOR
New York, NY 10022 USA
TEL: 212 712 6000 FAX: 212 712 6100

DESIGN ARCHITECT: Base Building Shell & Core
ADRIAN SMITH + GORDON GILL ARCHITECTURE
111 WEST MONROE STREET SUITE 2300
CHICAGO IL 60603
TEL: 312 920 1888 FAX: 312 920 1775

INTERIOR DESIGNER: Residential
Rottet Architecture and Design Studio, PLLC
298 Fifth Ave, 7th Floor
New York, NY 10001
TEL: 646 998 7000 FAX:

ARCHITECT OF RECORD: Base Building Shell, Core, & Residential
AAI ARCHITECTS, P.C.
401 Wellington St. W., 3rd Floor
Toronto, ON M5V 1E7 Canada
TEL: 416 967 1500 FAX: 416 967 7150

STRUCTURAL ENGINEERS:
WSP CANTOR SEINUK
228 EAST 45th Street
New York, NY 10017 USA
TEL: 212 687 9888 FAX: 646 487 5501

MEP ENGINEERS:
AKF GROUP
165 Broadway, 22nd Floor
New York, NY 10006 USA
TEL: 212 354 5656 FAX: 212 354 5668

GEOTECHNICAL ENGINEERS:
Langan Engineering & Environmental Services
21 Penn Plaza - 360 West 31st Street, 8th Floor
New York, NY 10001-2727
TEL: 212 479 5400 FAX: 212 479 5444

CODE CONSULTANTS:
Construction Consulting Associates
100 Church Street
New York, NY 10007
TEL: 212 385 1818 FAX: 212 385 1911

CURTAINWALL CONSULTANT:
AJLP Consulting
40 Worth Street. Suite 826
New York, NY 10013
TEL: 212 757 5659 FAX: 646 219 8508

LANDMARK/PRESERVATION CONSULTANT:
Jan Hird Pokorny Associates, Inc.
39 West 37th Street, 12A
New York, NY 10018
TEL: 212 759 6462 FAX: 212 759 6540

No.	DESCRIPTION	DATE
1	CD PROGRESS ISSUE 1	15 OCT 14
2	D.O.B. SUBMISSION	05 DEC 14
3	CD PROGRESS ISSUE 2	19 DEC 14
4	D.O.B. SUBMISSION	18 FEB 15
5	CD PROGRESS ISSUE 3	09 MAR 15
	D.O.B. SUBMISSION	27 APR 15
6	CD PROGRESS ISSUE 4	01 JUN 15
	D.O.B. AMENDMENT 1	24 JUL 15
7	CD PROGRESS ISSUE 5	10 AUG 15
	D.O.B. AMENDMENT 2	21 SEP 15
8	CD PROGRESS ISSUE 6	02 NOV 15
9	CMU, DRYWALL, HOLLOW METAL DOORS UP TO 12F	14 JAN 16
10	CD PROGRESS ISSUE 7	29 JAN 16
11	CD ISSUE 8 - GMP SET	31 MAR 16
12	CD BULLETIN ISSUE - 6	26 AUG 16
	D.O.B. AMENDMENT 4	12 DEC 17

0 4' - 0" 8' - 0" 16' - 0"

D.O.B. SUBMISSION

Discrepancies must be reported immediately to the Architect before proceeding. Only figured dimensions are to be used. Contractors must check all dimensions on site. This drawing is protected by copyright.

ALL DIMENSIONS ARE SHOWN IN IMPERIAL.

CONSULTANT: AAI ARCHITECTS, P.C.

PROJECT:
217 WEST 57TH STREET
NEW YORK, NY

DRAWING TITLE:
GROUND FLOOR INTERMEDIATE STAIR TRANSFER FLOOR PLAN

SEAL & SIGNATURE: REGISTERED ARCHITECT ADRIAN SMITH 028667 STATE OF NEW YORK

DATE:	15 OCT 14
PROJECT No:	1216-00
DRAWN: Author	REV:
CHK: Checker	12
SCALE: 1/8" = 1'-0"	
DWG No:	A-036.03
DOB PAGE No:	9 of 33

DOB EMPLOYEE STAMP: DOB B-SCAN:

DEPT OF BLDGS 421258305 Job Number
E300604445B9 Scan Code
36" x 48" Arch E - SHEET SIZE
FILE NAME:
PLOT DATE: 11/1/2016 4:55:59 PM

OCCUPANT LOADS SUMMARY 2ND FLOOR PLAN				
OCCUPANCY	OCCUPANCY GROUP	AREA	OCCUPANCY LOAD FACTOR	OCCUPANT LOAD
RETAIL	M	23,463 SF	60 SF	** 392
STORAGE	S-1	3,170 SF	300 SF	** 11
STORAGE	S-1	160 SF	300 SF	1
STORAGE	S-1	3,275 SF	300 SF	11
General total				415

EXIT STAIR SUMMARY - BC TABLE 1005.1

STAIR DESIGNATION	STAIR WIDTH (IN)	STAIRWAYS (INCHES PER OCCUPANT)	STAIR CAPACITY	STAIR LOAD
			TOTAL (746)	TOTAL (502)
STAIR - C	60"	0.3	200	** 152
STAIR - D	60"	0.3	200	** 152
STAIR - E	60"	0.3	200	** 151
STAIR - F	44"	0.3	146	** 47

EXIT SELF CLOSING DOOR SUMMARY - BC TABLE 1005.1

DOOR DESIGNATION	DOOR CLEAR WIDTH (IN)	DOORWAY (INCHES PER OCCUPANT)	DOOR CAPACITY	DOOR LOAD
			TOTAL (770)	TOTAL (502)
STAIR - C - DOOR	40"	0.2	200	** 152
STAIR - D - DOOR	40"	0.2	200	** 152
STAIR - E - DOOR	40"	0.2	200	** 151
STAIR - F - DOOR	34"	0.2	170	** 47

EXIT STAIR TREADS AND RISERS - BC TABLE 1009

STAIR DESIGNATION	TREAD (IN)	RISER (IN)	NO. RISERS (FLOOR TO FLOOR)	MAX. FLIGHT VERTICAL RISE
STAIR - C	11"	6.87"	40	144.87"
STAIR - D	11"	6.87"	46	123.69"
STAIR - E	11"	6.87"	42	60.50"
STAIR - F	11"	6.87"	18	62.00"

LENGTH OF TRAVEL DISTANCE (WITH SPRINKLER SYSTEM)

OCCUPANCY GROUP	MAX. TRAVEL DISTANCE (BC TABLE 1015.1)	COMMON PATH OF EGRESS TRAVEL (BC 1013.3)	DEAD END (BC 1016.3)
M	200'	75'	20'

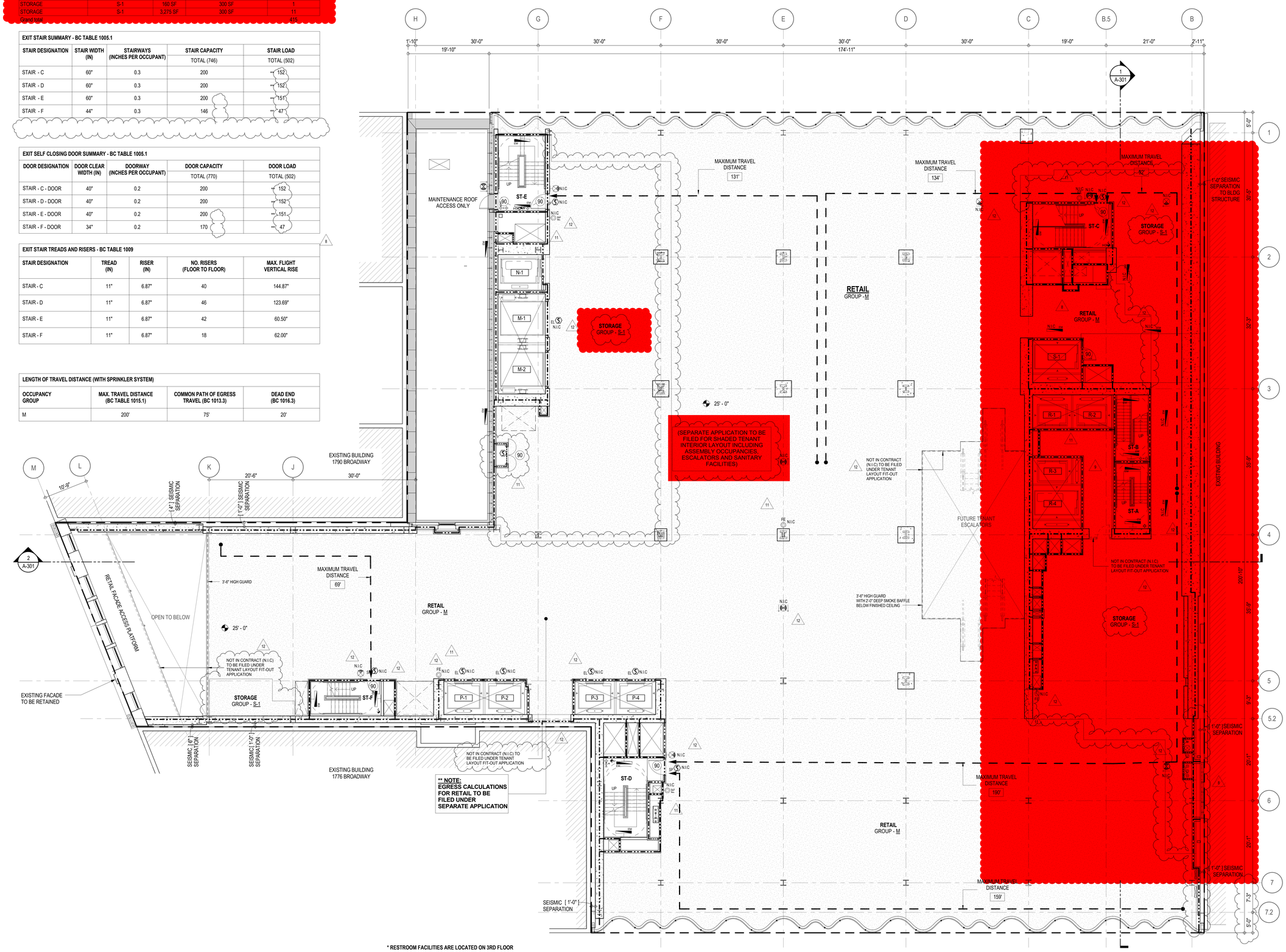

* RESTROOM FACILITIES ARE LOCATED ON 3RD FLOOR

EGRESS AND FIRE RATING LEGEND

- ONE HOUR RATED PARTITION
- TWO HOUR RATED PARTITION
- THREE HOUR RATED PARTITION
- FOUR HOUR RATED PARTITION
- NON RATED SMOKE SEPARATION
- COMMON TRAVEL DISTANCE
- DEAD END
- MAXIMUM TRAVEL DISTANCE
- MAXIMUM TRAVEL DISTANCE WITHIN DWELLING UNIT

SYMBOLS LEGEND

- ILLUMINATED EXIT SIGN (ARROW INDICATES DIRECTION)
- ILLUMINATED EXIT SIGN (ARROW INDICATES DIRECTION)
- WALL MOUNTEDILLUMINATED EXIT SIGN (ARROW INDICATES DIRECTION)
- ILLUMINATED EXIT SIGN
- WALL MOUNTED ILLUMINATED NO EXIT SIGN
- WALL MOUNTED ILLUMINATED NO EXIT SIGN (ROOF ACCESS ONLY)
- ILLUMINATED NO EXIT SIGN
- ILLUMINATED NO EXIT SIGN (ROOF ACCESS ONLY)
- FEC FIRE EXTINGUISHER CABINET
- SPRINKLER HEAD (REFER TO FP DRAWINGS)
- STANDPIPE
- SPRINKLER RISER
- SIAMESE CONNECTION
- SMOKE DETECTOR
- SC SMOKE /CARBON MONOXIDE DETECTOR
- EM CEILING MOUNTED EMERGENCY LIGHT
- EM WALL MOUNTED EMERGENCY LIGHT
- 90 DOOR RATING (MINUTES)

KEY PLAN:

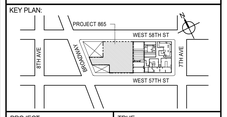

PROJECT NORTH / TRUE NORTH

DEVELOPER:
EXTELL DEVELOPMENT COMPANY
805 THIRD AVENUE, 7TH FLOOR
New York, NY 10022 USA
TEL: 212 712 6000 FAX: 212 712 6100

DESIGN ARCHITECT: Base Building Shell & Core
ADRIAN SMITH + GORDON GILL ARCHITECTURE
111 WEST MONROE STREET SUITE 2300
CHICAGO IL 60603
TEL: 312 920 1888 FAX: 312 920 1775

INTERIOR DESIGNER: Residential
Rottet Architecture and Design Studio, PLLC
298 Fifth Ave, 7th Floor
New York, NY 10001
TEL: 646 998 7000 FAX:

ARCHITECT OF RECORD: Base Building Shell, Core, & Residential
AAI ARCHITECTS, P.C.
401 Wellington St. W., 3rd Floor
Toronto, ON M5V 1E7 Canada
TEL: 416 967 1500 FAX: 416 967 7150

STRUCTURAL ENGINEERS:
WSP CANTOR SEINUK
228 EAST 45th Street
New York, NY 10017 USA
TEL: 212 687 9888 FAX: 646 487 5501

MEP ENGINEERS:
AKF GROUP
165 Broadway, 22nd Floor
New York, NY 10006 USA
TEL: 212 354 5656 FAX: 212 354 5668

GEOTECHNICAL ENGINEERS:
Langan Engineering & Environmental Services
21 Penn Plaza - 360 West 31st Street, 8th Floor
New York, NY 10001-2727
TEL: 212 479 5400 FAX: 212 479 5444

CODE CONSULTANTS:
Construction Consulting Associates
100 Church Street
New York, NY 10007
TEL: 212 385 1818 FAX: 212 385 1911

CURTAINWALL CONSULTANT:
AJLP Consulting
40 Worth Street. Suite 826
New York, NY 10013
TEL: 212 757 5659 FAX: 646 219 8508

LANDMARK/PRESERVATION CONSULTANT:
Jan Hird Pokorny Associates, Inc.
39 West 37th Street, 12A
New York, NY 10018
TEL: 212 759 6462 FAX: 212 759 6540

No.	DESCRIPTION	DATE
1	CD PROGRESS ISSUE 1	15 OCT 14
2	D.O.B. SUBMISSION	05 DEC 14
3	CD PROGRESS ISSUE 2	19 DEC 14
4	D.O.B. SUBMISSION	18 FEB 15
5	CD PROGRESS ISSUE 3	09 MAR 15
	D.O.B. SUBMISSION	27 APR 15
6	CD PROGRESS ISSUE 4	01 JUN 15
7	CD PROGRESS ISSUE 5	10 AUG 15
	D.O.B. AMENDMENT 2	21 SEP 15
8	CD PROGRESS ISSUE 6	02 NOV 15
9	CMU, DRYWALL, HOLLOW METAL DOORS UP TO 12F	14 JAN 16
10	CD PROGRESS ISSUE 7	29 JAN 16
11	CD ISSUE 8 - GMP SET	31 MAR 16
12	CD BULLETIN ISSUE - 6	26 AUG 16
	D.O.B. AMENDMENT 4	12 DEC 17

0 4'-0" 8'-0" 16'-0"

D.O.B. SUBMISSION

Discrepancies must be reported immediately to the Architect before proceeding. Only figured dimensions are to be used. Contractors must check all dimensions on site. This drawing is protected by copyright.

ALL DIMENSIONS ARE SHOWN IN IMPERIAL.

CONSULTANT: AAI ARCHITECTS, P.C.

PROJECT:
217 WEST 57TH STREET
NEW YORK, NY

DRAWING TITLE:
2ND FLOOR PLAN

SEAL & SIGNATURE: REGISTERED ARCHITECT RENE DAVID UNGERS No. 026581 STATE OF NEW YORK

DATE:	15 OCT 14
PROJECT No:	1216-00
DRAWN: Author	REV: 12
CHK: Checker	
SCALE: 1/8" = 1'-0"	
DWG No:	A-037.02
DOB PAGE No:	10 of 33

DOB EMPLOYEE STAMP: DOB B-SCAN:

OCCUPANT LOADS SUMMARY 3RD FLOOR PLAN

OCCUPANCY	OCCUPANCY GROUP	AREA	OCCUPANCY LOAD FACTOR	OCCUPANT LOAD
RETAIL	M	26,379 SF	60 SF	** 440
ASSEMBLY	A-2	1,274 SF	15 SF	** 85
STORAGE	S-1	2,124 SF	300 SF	** 8
STORAGE	S-1	199 SF	300 SF	** 1
STORAGE	S-1	1,311 SF	300 SF	** 5
Grand total				** 539

OCCUPANT LOADS SUMMARY INTERMEDIATE 1780 FACADE ACCESS PLATFORM

OCCUPANCY	OCCUPANCY GROUP	AREA	OCCUPANCY LOAD FACTOR	OCCUPANT LOAD
ASSEMBLY	A-2	690 SF	15 SF	** 46
Grand total				** 46

EXIT STAIR SUMMARY - BC TABLE 1005.1

STAIR DESIGNATION	STAIR WIDTH (IN)	STAIRWAYS (INCHES PER OCCUPANT)	STAIR CAPACITY	STAIR LOAD
			TOTAL (746)	TOTAL (585)
STAIR - C	60"	0.3	200	** 147
STAIR - D	60"	0.3	200	** 146
STAIR - E	60"	0.3	200	** 146
STAIR - F	44"	0.3	146	** 146

EXIT SELF CLOSING DOOR SUMMARY - BC TABLE 1005.1

DOOR DESIGNATION	DOOR CLEAR WIDTH (IN)	DOORWAY (INCHES PER OCCUPANT)	DOOR CAPACITY	DOOR LOAD
			TOTAL (770)	TOTAL (585)
STAIR - C - DOOR	40"	0.2	200	** 147
STAIR - D - DOOR	40"	0.2	200	** 146
STAIR - E - DOOR	40"	0.2	200	** 146
STAIR - F - DOOR	34"	0.2	170	** 146

EXIT STAIR TREADS AND RISERS - BC TABLE 1009

STAIR DESIGNATION	TREAD (IN)	RISER (IN)	NO. RISERS (FLOOR TO FLOOR)	MAX. FLIGHT VERTICAL RISE
STAIR - C	11"	7"	30	56.00"
STAIR - D	11"	7"	30	56.00"
STAIR - E	11"	7"	30	56.00"
STAIR - F	11"	7"	30	56.00"

LENGTH OF TRAVEL DISTANCE (WITH SPRINKLER SYSTEM)

OCCUPANCY GROUP	MAX. TRAVEL DISTANCE (BC TABLE 1015.1)	COMMON PATH OF EGRESS TRAVEL (BC 1013.3)	DEAD END (BC 1016.3)
M	200'	75'	20'
A-2 ACCESSORY TO R-1 (BC TABLE 1024.7)	150' (PRIMARY) / 250' SECONDARY	75'	20'

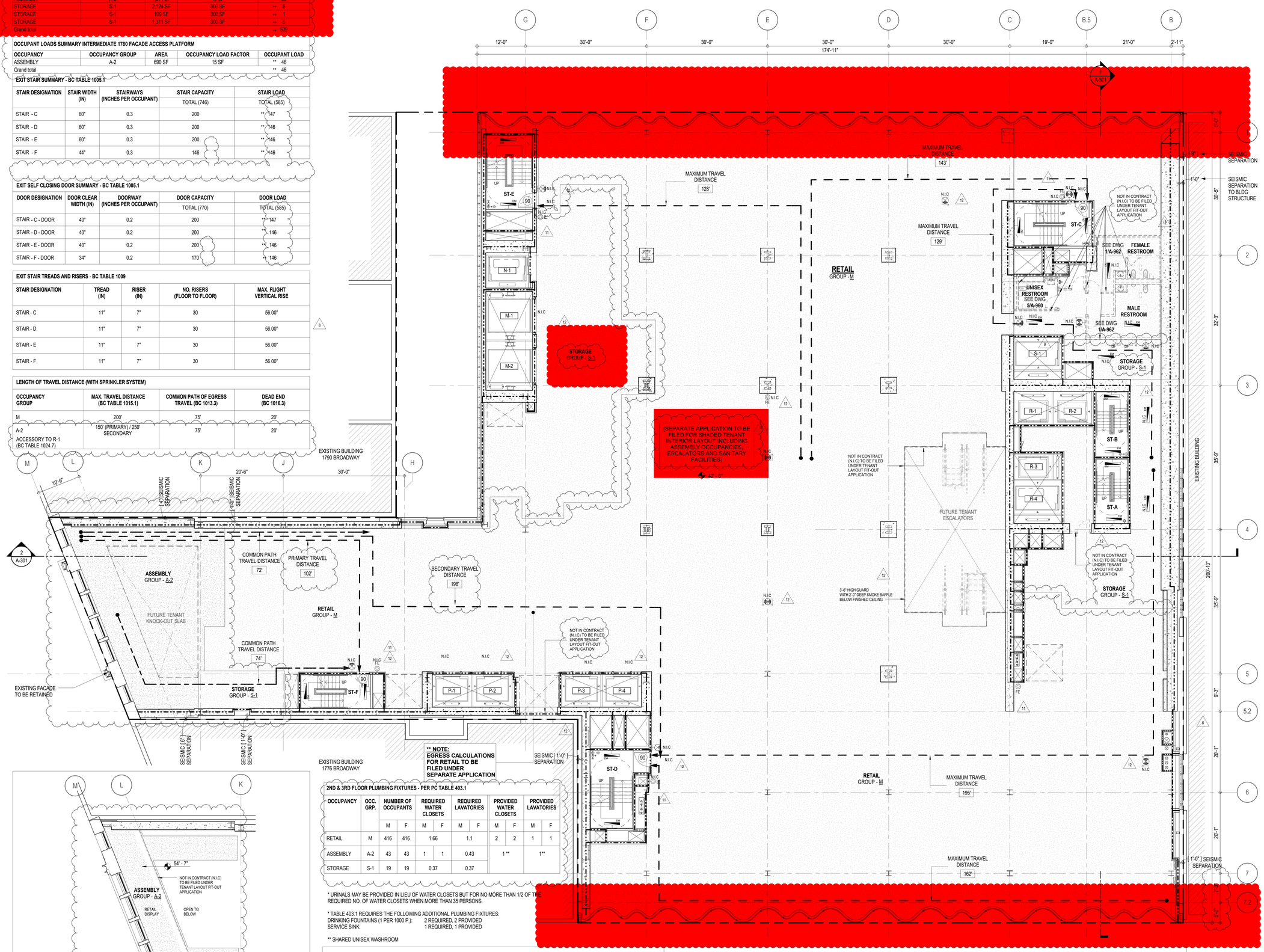

2ND & 3RD FLOOR PLUMBING FIXTURES - PER PC TABLE 403.1

OCCUPANCY	OCC. GRP.	NUMBER OF OCCUPANTS		REQUIRED WATER CLOSETS		REQUIRED LAVATORIES		PROVIDED WATER CLOSETS		PROVIDED LAVATORIES	
		M	F	M	F	M	F	M	F	M	F
RETAIL	M	416	416	1.66		1.1		2	2	1	1
ASSEMBLY	A-2	43	43	1	1	0.43		1 **		1**	
STORAGE	S-1	19	19	0.37		0.37					

* URINALS MAY BE PROVIDED IN LIEU OF WATER CLOSETS BUT FOR NO MORE THAN 1/2 OF THE REQUIRED NO. OF WATER CLOSETS WHEN MORE THAN 35 PERSONS.

* TABLE 403.1 REQUIRES THE FOLLOWING ADDITIONAL PLUMBING FIXTURES:
DRINKING FOUNTAINS (1 PER 1000 P.): 2 REQUIRED, 2 PROVIDED
SERVICE SINK: 1 REQUIRED, 1 PROVIDED

** SHARED UNISEX WASHROOM

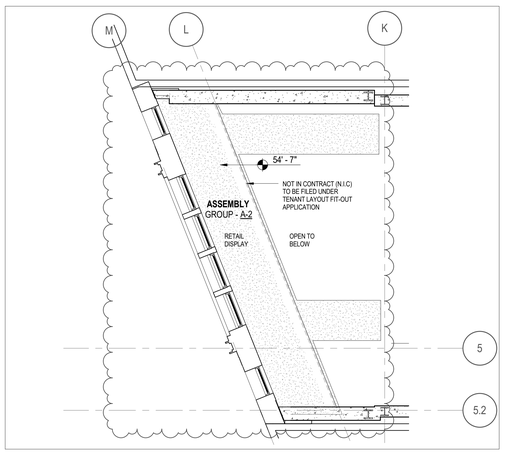

INTERMEDIATE 1780 FACADE ACCESS PLATFORM

EGRESS AND FIRE RATING LEGEND

- ONE HOUR RATED PARTITION
- TWO HOUR RATED PARTITION
- THREE HOUR RATED PARTITION
- FOUR HOUR RATED PARTITION
- NON RATED SMOKE SEPARATION
- COMMON TRAVEL DISTANCE
- DEAD END
- MAXIMUM TRAVEL DISTANCE
- MAXIMUM TRAVEL DISTANCE WITHIN DWELLING UNIT

SYMBOLS LEGEND

- ILLUMINATED EXIT SIGN (ARROW INDICATES DIRECTION)
- ILLUMINATED EXIT SIGN (ARROW INDICATES DIRECTION)
- WALL MOUNTED/ILLUMINATED EXIT SIGN (ARROW INDICATES DIRECTION)
- ILLUMINATED EXIT SIGN
- WALL MOUNTED ILLUMINATED NO EXIT SIGN
- WALL MOUNTED ILLUMINATED NO EXIT SIGN (ROOF ACCESS ONLY)
- ILLUMINATED NO EXIT SIGN
- ILLUMINATED NO EXIT SIGN (ROOF ACCESS ONLY)
- FEC FIRE EXTINGUISHER CABINET
- SPRINKLER HEAD (REFER TO FP DRAWINGS)
- STANDPIPE
- SPRINKLER RISER
- SIAMESE CONNECTION
- SMOKE DETECTOR
- SC S SMOKE /CARBON MONOXIDE DETECTOR
- EM CEILING MOUNTED EMERGENCY LIGHT
- EM WALL MOUNTED EMERGENCY LIGHT
- 90 DOOR RATING (MINUTES)

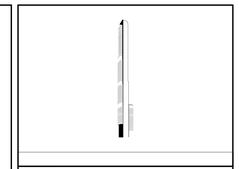

PROJECT NORTH: TRUE NORTH

DEVELOPER:
EXTELL DEVELOPMENT COMPANY
805 THIRD AVENUE, 7TH FLOOR
New York, NY 10022 USA
TEL: 212 712 6000 FAX: 212 712 6100

DESIGN ARCHITECT: Base Building Shell & Core
ADRIAN SMITH + GORDON GILL ARCHITECTURE
111 WEST MONROE STREET SUITE 2300
CHICAGO IL 60603
TEL: 312 920 1888 FAX: 312 920 1775

INTERIOR DESIGNER: Residential
Rottet Architecture and Design Studio, PLLC
298 Fifth Ave, 7th Floor
New York, NY 10001
TEL: 646 998 7000 FAX:

ARCHITECT OF RECORD: Base Building Shell, Core, & Residential
AAI ARCHITECTS, P.C.
401 Wellington St. W., 3rd Floor
Toronto, ON M5V 1E7 Canada
TEL: 416 967 1500 FAX: 416 967 7150

STRUCTURAL ENGINEERS:
WSP CANTOR SEINUK
228 EAST 45th Street
New York, NY 10017 USA
TEL: 212 687 9888 FAX: 646 487 5501

MEP ENGINEERS:
AKF GROUP
165 Broadway, 22nd Floor
New York, NY 10006 USA
TEL: 212 354 5656 FAX: 212 354 5668

GEOTECHNICAL ENGINEERS:
Langan Engineering & Environmental Services
21 Penn Plaza - 360 West 31st Street, 8th Floor
New York, NY 10001-2727
TEL: 212 479 5400 FAX: 212 479 5444

CODE CONSULTANTS:
Construction Consulting Associates
100 Church Street
New York, NY 10007
TEL: 212 385 1818 FAX: 212 385 1911

CURTAINWALL CONSULTANT:
AJLP Consulting
40 Worth Street. Suite 826
New York, NY 10013
TEL: 212 757 5659 FAX: 646 219 8508

LANDMARK/PRESERVATION CONSULTANT:
Jan Hird Pokorny Associates, Inc.
39 West 37th Street, 12A
New York, NY 10018
TEL: 212 759 6462 FAX: 212 759 6540

No.	DESCRIPTION	DATE
1	CD PROGRESS ISSUE 1	15 OCT 14
2	D.O.B. SUBMISSION	05 DEC 14
3	CD PROGRESS ISSUE 2	19 DEC 14
4	D.O.B. SUBMISSION	18 FEB 15
5	CD PROGRESS ISSUE 3	09 MAR 15
	D.O.B. SUBMISSION	27 APR 15
6	CD PROGRESS ISSUE 4	01 JUN 15
7	CD PROGRESS ISSUE 5	10 AUG 15
	D.O.B. AMENDMENT 2	21 SEP 15
8	CD PROGRESS ISSUE 6	02 NOV 15
9	CMU, DRYWALL, HOLLOW METAL DOORS UP TO 12F	14 JAN 16
10	CD PROGRESS ISSUE 7	29 JAN 16
11	CD ISSUE 8 - GMP SET	31 MAR 16
12	CD BULLETIN ISSUE - 6	26 AUG 16
	D.O.B. AMENDMENT 4	12 DEC 17

0 4' - 0" 8' - 0" 16' - 0"

D.O.B. SUBMISSION

Discrepancies must be reported immediately to the Architect before proceeding. Only figured dimensions are to be used. Contractors must check all dimensions on site. This drawing is protected by copyright.

ALL DIMENSIONS ARE SHOWN IN IMPERIAL.

CONSULTANT: AAI ARCHITECTS, P.C.

PROJECT:
217 WEST 57TH STREET
NEW YORK, NY

DRAWING TITLE:
3RD FLOOR PLAN

SEAL & SIGNATURE: REGISTERED ARCHITECT MICHAEL DAVID UNGER NO. 026858 STATE OF NEW YORK

DATE:	15 OCT 14
PROJECT No:	1216-00
DRAWN: Author	REV: 12
CHK: Checker	
SCALE: 1/8" = 1'-0"	
DWG No:	A-038.02
DOB PAGE No:	11 of 33

DOB EMPLOYEE STAMP: DOB B-SCAN:

DEPT OF BLDGS 421263505 Job Number
E500080271 Scan Code
36" x 48" Arch E - SHEET SIZE
FILE NAME:
PLOT DATE: 11/1/2016 4:51:26 PM

OCCUPANT LOADS SUMMARY 4TH FLOOR PLAN				
OCCUPANCY	OCCUPANCY GROUP	AREA	OCCUPANCY LOAD FACTOR	OCCUPANT LOAD
RETAIL	M	26,741 SF	60 SF	** 446
STORAGE	S-1	1,476 SF	300 SF	** 5
STORAGE	S-1	1,406 SF	300 SF	** 5
Grand total				** 456

EXIT STAIR SUMMARY - BC TABLE 1005.1				
STAIR DESIGNATION	STAIR WIDTH (IN)	STAIRWAYS (INCHES PER OCCUPANT)	STAIR CAPACITY	STAIR LOAD
			TOTAL (746)	TOTAL (456)
STAIR - C	60"	0.3	200	** 136
STAIR - D	60"	0.3	200	** 136
STAIR - E	60"	0.3	200	** 136
STAIR - F	44"	0.3	146	** 48

EXIT SELF CLOSING DOOR SUMMARY - BC TABLE 1005.1				
DOOR DESIGNATION	DOOR CLEAR WIDTH (IN)	DOORWAY (INCHES PER OCCUPANT)	DOOR CAPACITY	DOOR LOAD
			TOTAL (770)	TOTAL (456)
STAIR - C - DOOR	40"	0.2	200	** 136
STAIR - D - DOOR	40"	0.2	200	** 136
STAIR - E - DOOR	40"	0.2	200	** 136
STAIR - F - DOOR	34"	0.2	170	** 48

EXIT STAIR TREADS AND RISERS - BC TABLE 1009				
STAIR DESIGNATION	TREAD (IN)	RISER (IN)	NO. RISERS (FLOOR TO FLOOR)	MAX. FLIGHT VERTICAL RISE
STAIR - C	11"	7"	30	56.00"
STAIR - D	11"	7"	30	56.00"
STAIR - E	11"	7"	30	56.00"
STAIR - F	11"	7"	30	56.00"

LENGTH OF TRAVEL DISTANCE (WITH SPRINKLER SYSTEM)			
OCCUPANCY GROUP	MAX. TRAVEL DISTANCE (BC TABLE 1015.1)	COMMON PATH OF EGRESS TRAVEL (BC 1013.3)	DEAD END (BC 1016.3)
M	200'	75'	20'

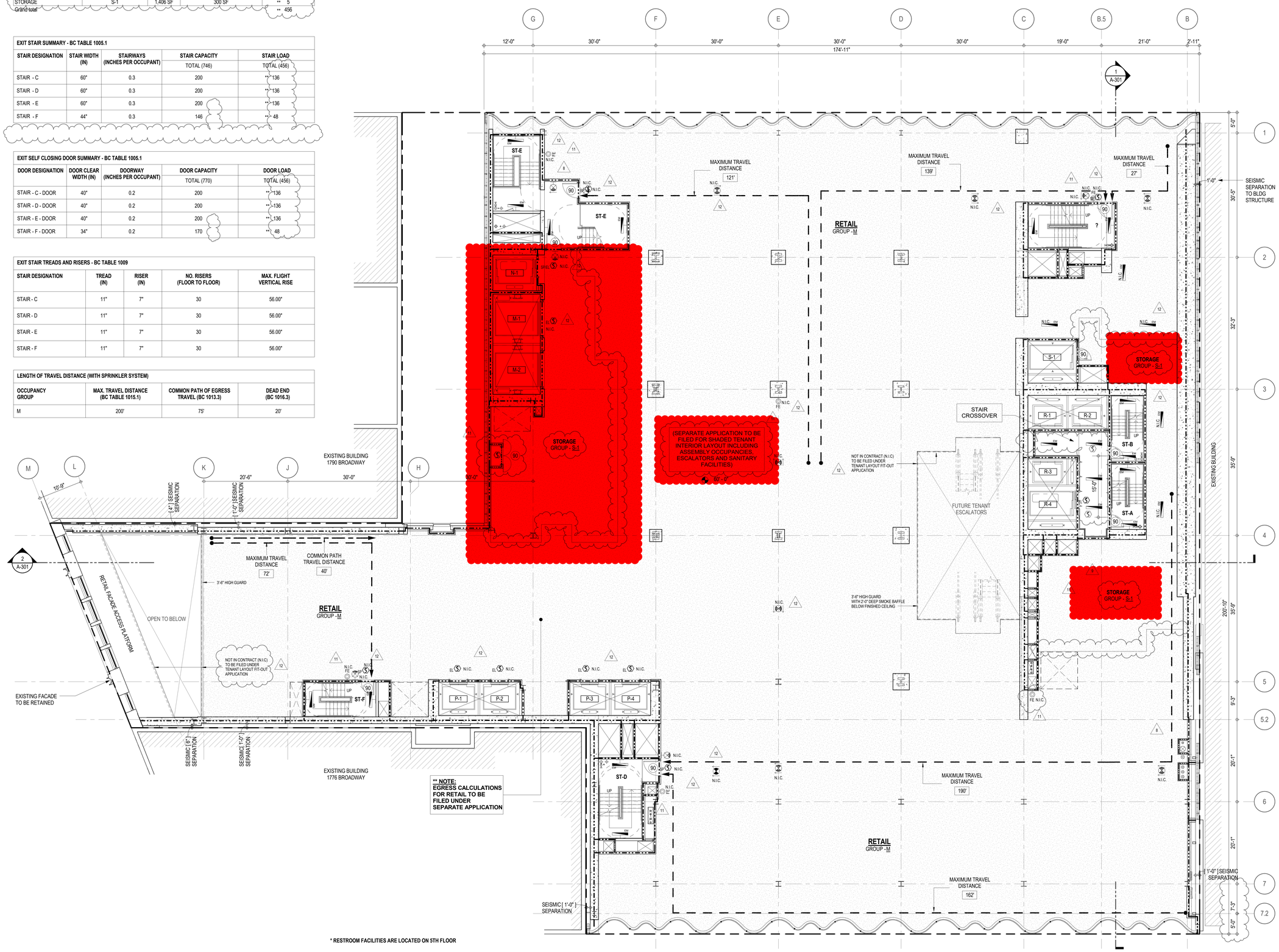

* RESTROOM FACILITIES ARE LOCATED ON 5TH FLOOR

EGRESS AND FIRE RATING LEGEND

- ONE HOUR RATED PARTITION
- TWO HOUR RATED PARTITION
- THREE HOUR RATED PARTITION
- FOUR HOUR RATED PARTITION
- NON RATED SMOKE SEPARATION
- COMMON TRAVEL DISTANCE
- DEAD END
- MAXIMUM TRAVEL DISTANCE
- MAXIMUM TRAVEL DISTANCE WITHIN DWELLING UNIT

SYMBOLS LEGEND

- ILLUMINATED EXIT SIGN (ARROW INDICATES DIRECTION)
- ILLUMINATED EXIT SIGN (ARROW INDICATES DIRECTION)
- WALL MOUNTEDILLUMINATED EXIT SIGN (ARROW INDICATES DIRECTION)
- ILLUMINATED EXIT SIGN
- WALL MOUNTED ILLUMINATED NO EXIT SIGN
- WALL MOUNTED ILLUMINATED NO EXIT SIGN (ROOF ACCESS ONLY)
- ILLUMINATED NO EXIT SIGN
- ILLUMINATED NO EXIT SIGN (ROOF ACCESS ONLY)
- FEC FIRE EXTINGUISHER CABINET
- SPRINKLER HEAD (REFER TO FP DRAWINGS)
- STANDPIPE
- SPRINKLER RISER
- SIAMESE CONNECTION
- SMOKE DETECTOR
- SMOKE /CARBON MONOXIDE DETECTOR
- CEILING MOUNTED EMERGENCY LIGHT
- WALL MOUNTED EMERGENCY LIGHT
- 90 DOOR RATING (MINUTES)

KEY PLAN:

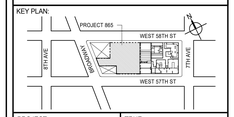

PROJECT NORTH / TRUE NORTH

DEVELOPER:
EXTELL DEVELOPMENT COMPANY
805 THIRD AVENUE, 7TH FLOOR
New York, NY 10022 USA
TEL: 212 712 6000 FAX: 212 712 6100

DESIGN ARCHITECT: Base Building Shell & Core
ADRIAN SMITH + GORDON GILL ARCHITECTURE
111 WEST MONROE STREET SUITE 2300
CHICAGO IL 60603
TEL: 312 920 1888 FAX: 312 920 1775

INTERIOR DESIGNER: Residential
Rottet Architecture and Design Studio, PLLC
298 Fifth Ave, 7th Floor
New York, NY 10001
TEL: 646 998 7000 FAX:

ARCHITECT OF RECORD: Base Building Shell, Core, & Residential
AAI ARCHITECTS, P.C.
401 Wellington St. W., 3rd Floor
Toronto, ON M5V 1E7 Canada
TEL: 416 967 1500 FAX: 416 967 7150

STRUCTURAL ENGINEERS:
WSP CANTOR SEINUK
228 EAST 45th Street
New York, NY 10017 USA
TEL: 212 687 9888 FAX: 646 487 5501

MEP ENGINEERS:
AKF GROUP
165 Broadway, 22nd Floor
New York, NY 10006 USA
TEL: 212 354 5656 FAX: 212 354 5668

GEOTECHNICAL ENGINEERS:
Langan Engineering & Environmental Services
21 Penn Plaza - 360 West 31st Street, 8th Floor
New York, NY 10001-2727
TEL: 212 479 5400 FAX: 212 479 5444

CODE CONSULTANTS:
Construction Consulting Associates
100 Church Street
New York, NY 10007
TEL: 212 385 1818 FAX: 212 385 1911

CURTAINWALL CONSULTANT:
AJLP Consulting
40 Worth Street. Suite 826
New York, NY 10013
TEL: 212 757 5659 FAX: 646 219 8508

LANDMARK/PRESERVATION CONSULTANT:
Jan Hird Pokorny Associates, Inc.
39 West 37th Street, 12A
New York, NY 10018
TEL: 212 759 6462 FAX: 212 759 6540

No.	DESCRIPTION	DATE
1	CD PROGRESS ISSUE 1	15 OCT 14
2	D.O.B. SUBMISSION	05 DEC 14
3	CD PROGRESS ISSUE 2	19 DEC 14
4	D.O.B. SUBMISSION	18 FEB 15
5	CD PROGRESS ISSUE 3	09 MAR 15
	D.O.B. SUBMISSION	27 APR 15
6	CD PROGRESS ISSUE 4	01 JUN 15
7	CD PROGRESS ISSUE 5	10 AUG 15
	D.O.B. AMENDMENT 2	21 SEP 15
8	CD PROGRESS ISSUE 6	02 NOV 15
9	CMU, DRYWALL, HOLLOW METAL DOORS UP TO 12F	14 JAN 16
10	CD PROGRESS ISSUE 7	29 JAN 16
11	CD ISSUE 8 - GMP SET	31 MAR 16
12	CD BULLETIN ISSUE - 6	26 AUG 16
	D.O.B. AMENDMENT 4	12 DEC 17

0 4'-0" 8'-0" 16'-0"

D.O.B. SUBMISSION

Discrepancies must be reported immediately to the Architect before proceeding. Only figured dimensions are to be used. Contractors must check all dimensions on site. This drawing is protected by copyright.

ALL DIMENSIONS ARE SHOWN IN IMPERIAL.

CONSULTANT: AAI ARCHITECTS, P.C.

PROJECT:
217 WEST 57TH STREET
NEW YORK, NY

DRAWING TITLE:
4TH FLOOR PLAN

SEAL & SIGNATURE: REGISTERED ARCHITECT JOHN DAVID GARRISON NO. 026858 STATE OF NEW YORK

DATE:	15 OCT 14
PROJECT No:	1216-00
DRAWN: Author	REV: 12
CHK: Checker	
SCALE: 1/8" = 1'-0"	
DWG No:	A-039.02
DOB PAGE No:	12 of 33

DOB EMPLOYEE STAMP: DOB B-SCAN:

DEPT OF BLDGS 421263626 Job Number E366962506 Scan Code
36" x 48" Arch E - SHEET SIZE
FILE NAME:
PLOT DATE: 1/11/2018 4:51:55 PM

DEPT OF BLDGS 421208305 Job Number
E500503215 Scan Code

OCCUPANT LOADS SUMMARY 5TH FLOOR PLAN

OCCUPANCY	OCCUPANCY GROUP	AREA	OCCUPANCY LOAD FACTOR	OCCUPANT LOAD
ASSEMBLY	A-2	2,404 SF	15 SF	** 161
ASSEMBLY	A-2	1,486 SF	15 SF	** 100
KITCHEN	A-2	1,615 SF	200 SF	** 9
RETAIL	M	21,168 SF	60 SF	** 353
STORAGE	S-1	1,226 SF	300 SF	** 5
STORAGE	S-1	1,537 SF	300 SF	** 6
Grand total				** 634

EXIT STAIR SUMMARY - BC TABLE 1005.1

STAIR DESIGNATION	STAIR WIDTH (IN)	STAIRWAYS (INCHES PER OCCUPANT)	STAIR CAPACITY	STAIR LOAD
			TOTAL (746)	TOTAL (634)
STAIR - C	60"	0.3	200	** 164
STAIR - D	60"	0.3	200	** 164
STAIR - E	60"	0.3	200	** 164
STAIR - F	44"	0.3	146	** 142

EXIT SELF CLOSING DOOR SUMMARY - BC TABLE 1005.1

DOOR DESIGNATION	DOOR CLEAR WIDTH (IN)	DOORWAY (INCHES PER OCCUPANT)	DOOR CAPACITY	DOOR LOAD
			TOTAL (770)	TOTAL (634)
STAIR - C - DOOR	40"	0.2	200	** 164
STAIR - D - DOOR	40"	0.2	200	** 164
STAIR - E - DOOR	40"	0.2	200	** 164
STAIR - F - DOOR	34"	0.2	170	** 142

EXIT STAIR TREADS AND RISERS - BC TABLE 1009

STAIR DESIGNATION	TREAD (IN)	RISER (IN)	NO. RISERS (FLOOR TO FLOOR)	MAX. FLIGHT VERTICAL RISE
STAIR - C	11"	7"	30	70.00"
STAIR - D	11"	7"	30	56.00"
STAIR - E	11"	7"	30	56.00"
STAIR - F	11"	7"	30	56.00"

LENGTH OF TRAVEL DISTANCE (WITH SPRINKLER SYSTEM)

OCCUPANCY GROUP	MAX. TRAVEL DISTANCE (BC TABLE 1015.1)	COMMON PATH OF EGRESS TRAVEL (BC 1013.3)	DEAD END (BC 1016.3)
M	200'	75'	20'
A-2 ACCESSORY TO R-1 (BC TABLE 1024.7)	150' (PRIMARY) / 250' SECONDARY	75'	20'

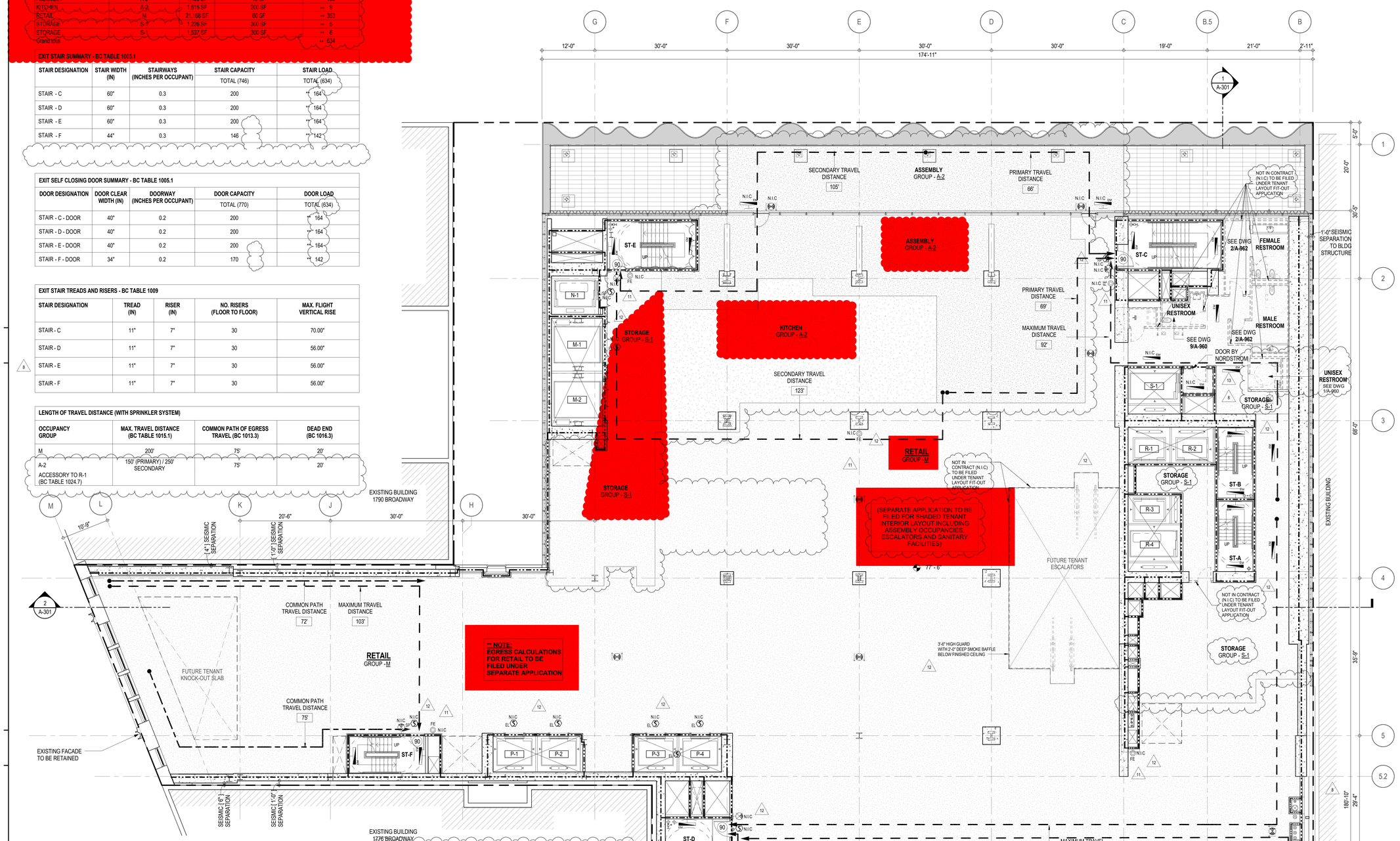

EXISTING BUILDING
1776 BROADWAY

4TH & 5TH FLOOR PLUMBING FIXTURES - PER PC TABLE 403.1

OCCUPANCY	OCC. GRP.	NUMBER OF OCCUPANTS		REQUIRED WATER CLOSETS		REQUIRED LAVATORIES		PROVIDED WATER CLOSETS		PROVIDED LAVATORIES	
		M	F	M	F	M	F	M	F	M	F
RETAIL	M	400	400	1.60		1.07		2	2	1	1
ASSEMBLY	A-2	135	135	2	2	1.3		2 **		2 **	
STORAGE	S-1	11	11	0.21		0.21					

* URINALS MAY BE PROVIDED IN LIEU OF WATER CLOSETS BUT FOR NO MORE THAN 1/2 OF THE REQUIRED NO. OF WATER CLOSETS WHEN MORE THAN 35 PERSONS.

* TABLE 403.1 REQUIRES THE FOLLOWING ADDITIONAL PLUMBING FIXTURES:
DRINKING FOUNTAINS (1 PER 1000 P.): 2 REQUIRED, 2 PROVIDED
SERVICE SINK: 1 REQUIRED, 1 PROVIDED

** SHARED UNISEX RESTROOM

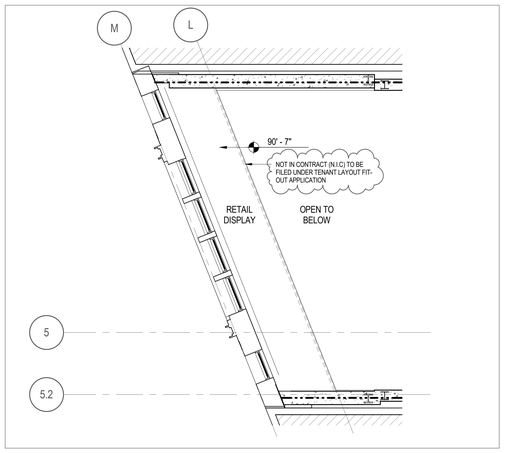

INTERMEDIATE 1780 FACADE ACCESS PLATFORM

EGRESS AND FIRE RATING LEGEND

- ONE HOUR RATED PARTITION
- TWO HOUR RATED PARTITION
- THREE HOUR RATED PARTITION
- FOUR HOUR RATED PARTITION
- NON RATED SMOKE SEPARATION
- COMMON TRAVEL DISTANCE
- DEAD END
- MAXIMUM TRAVEL DISTANCE
- MAXIMUM TRAVEL DISTANCE WITHIN DWELLING UNIT

SYMBOLS LEGEND

- ILLUMINATED EXIT SIGN (ARROW INDICATES DIRECTION)
- ILLUMINATED EXIT SIGN (ARROW INDICATES DIRECTION)
- WALL MOUNTED ILLUMINATED EXIT SIGN (ARROW INDICATES DIRECTION)
- ILLUMINATED EXIT SIGN
- WALL MOUNTED ILLUMINATED NO EXIT SIGN
- WALL MOUNTED ILLUMINATED NO EXIT SIGN (ROOF ACCESS ONLY)
- ILLUMINATED NO EXIT SIGN
- ILLUMINATED NO EXIT SIGN (ROOF ACCESS ONLY)
- FEC FIRE EXTINGUISHER CABINET
- SPRINKLER HEAD (REFER TO FP DRAWINGS)
- STANDPIPE
- SPRINKLER RISER
- SIAMESE CONNECTION
- SMOKE DETECTOR
- SMOKE /CARBON MONOXIDE DETECTOR
- EM CEILING MOUNTED EMERGENCY LIGHT
- EM WALL MOUNTED EMERGENCY LIGHT
- 90 DOOR RATING (MINUTES)

KEY PLAN:

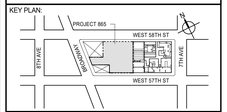

PROJECT NORTH: TRUE NORTH

DEVELOPER:
EXTELL DEVELOPMENT COMPANY
805 THIRD AVENUE, 7TH FLOOR
New York, NY 10022 USA
TEL: 212 712 6000 FAX: 212 712 6100

DESIGN ARCHITECT: Base Building Shell & Core
ADRIAN SMITH + GORDON GILL ARCHITECTURE
111 WEST MONROE STREET SUITE 2300
CHICAGO IL 60603
TEL: 312 920 1888 FAX: 312 920 1775

INTERIOR DESIGNER: Residential
Rottet Architecture and Design Studio, PLLC
298 Fifth Ave, 7th Floor
New York, NY 10001
TEL: 646 998 7000 FAX:

ARCHITECT OF RECORD: Base Building Shell, Core, & Residential
AAI ARCHITECTS, P.C.
401 Wellington St. W., 3rd Floor
Toronto, ON M5V 1E7 Canada
TEL: 416 967 1500 FAX: 416 967 7150

STRUCTURAL ENGINEERS:
WSP CANTOR SEINUK
228 EAST 45th Street
New York, NY 10017 USA
TEL: 212 687 9888 FAX: 646 487 5501

MEP ENGINEERS:
AKF GROUP
165 Broadway, 22nd Floor
New York, NY 10006 USA
TEL: 212 354 5656 FAX: 212 354 5668

GEOTECHNICAL ENGINEERS:
Langan Engineering & Environmental Services
21 Penn Plaza - 360 West 31st Street, 8th Floor
New York, NY 10001-2727
TEL: 212 479 5400 FAX: 212 479 5444

CODE CONSULTANTS:
Construction Consulting Associates
100 Church Street
New York, NY 10007
TEL: 212 385 1818 FAX: 212 385 1911

CURTAINWALL CONSULTANT:
AJLP Consulting
40 Worth Street. Suite 826
New York, NY 10013
TEL: 212 757 5659 FAX: 646 219 8508

LANDMARK/PRESERVATION CONSULTANT:
Jan Hird Pokorny Associates, Inc.
39 West 37th Street, 12A
New York, NY 10018
TEL: 212 759 6462 FAX: 212 759 6540

No.	DESCRIPTION	DATE
1	CD PROGRESS ISSUE 1	15 OCT 14
2	D.O.B. SUBMISSION	05 DEC 14
3	CD PROGRESS ISSUE 2	19 DEC 14
4	D.O.B. SUBMISSION	18 FEB 15
5	CD PROGRESS ISSUE 3	09 MAR 15
	D.O.B. SUBMISSION	27 APR 15
6	CD PROGRESS ISSUE 4	01 JUN 15
7	CD PROGRESS ISSUE 5	10 AUG 15
	D.O.B. AMENDMENT 2	21 SEP 15
8	CD PROGRESS ISSUE 6	02 NOV 15
9	CMU, DRYWALL, HOLLOW METAL DOORS UP TO 12F	14 JAN 16
10	CD PROGRESS ISSUE 7	29 JAN 16
11	CD ISSUE 8 - GMP SET	31 MAR 16
12	CD BULLETIN ISSUE - 6	26 AUG 16
13	ASI ISSUE - 11	16 DEC 16
	D.O.B. AMENDMENT 4	12 DEC 17

0 4'-0" 8'-0" 16'-0"

D.O.B. SUBMISSION

Discrepancies must be reported immediately to the Architect before proceeding. Only figured dimensions are to be used. Contractors must check all dimensions on site. This drawing is protected by copyright.

ALL DIMENSIONS ARE SHOWN IN IMPERIAL.

CONSULTANT: AAI ARCHITECTS, P.C.

PROJECT:
217 WEST 57TH STREET
NEW YORK, NY

DRAWING TITLE:
5TH FLOOR PLAN

SEAL & SIGNATURE: REGISTERED ARCHITECT ADE DAVID GILL No. 022651 STATE OF NEW YORK

DATE:	15 OCT 14
PROJECT No:	1216-00
DRAWN: Author	REV: 13
CHK: Checker	
SCALE: 1/8" = 1'-0"	
DWG No:	A-040.02
DOB PAGE No:	13 of 33

DOB EMPLOYEE STAMP: DOB B-SCAN:

36" x 48" Arch E - SHEET SIZE
FILE NAME: C:\Revit Local Files\Models\EXTELL-865-AA-TWR-DOB_aqwhfqs.rvt
PLOT DATE: 1/12/2017 3:33:17 PM

OCCUPANT LOADS SUMMARY 6TH FLOOR PLAN				
OCCUPANCY	OCCUPANCY GROUP	AREA	OCCUPANCY LOAD FACTOR	OCCUPANT LOAD
AC ROOM	F-2	935 SF	300 SF	4
ARCS ROOM	F-2	172 SF	300 SF	1
ELECTRICAL ROOM	F-2	32 SF	300 SF	1
FAN & PLENUM ROOM	F-2	2,034 SF	300 SF	7
FAN ROOM	F-2	1,735 SF	300 SF	7
MEP	F-2	122 SF	300 SF	1
MER	F-2	523 SF	300 SF	2
RESIDENTIAL MER TELECOM	F-2	348 SF	300 SF	2
RETAIL ELECTRICAL ROOM	F-2	693 SF	300 SF	3
RETAIL MEP	F-2	8,918 SF	300 SF	30
RETAIL MER	F-2	822 SF	300 SF	3
STEP UP TRANSFORMERS FOR BUILDING	F-2	1,728 SF	300 SF	6
TANK ROOM	F-2	2,376 SF	300 SF	8
Grand total				75

LENGTH OF TRAVEL DISTANCE (WITH SPRINKLER SYSTEM)			
OCCUPANCY GROUP	MAX. TRAVEL DISTANCE (BC TABLE 1015.1)	COMMON PATH OF EGRESS TRAVEL (BC 1013.3)	DEAD END (BC 1016.3)
F-2	250'	100'	50'

EXIT STAIR SUMMARY - BC TABLE 1005.1				
STAIR DESIGNATION	STAIR WIDTH (IN)	STAIRWAYS (INCHES PER OCCUPANT)	STAIR CAPACITY	STAIR LOAD
			TOTAL (800)	TOTAL (75)
STAIR - C	60"	0.3	200	22
STAIR - D	60"	0.3	200	22
STAIR - E	60"	0.3	200	21
STAIR - D	60"	0.3	200	10

EXIT SELF CLOSING DOOR SUMMARY - BC TABLE 1005.1				
DOOR DESIGNATION	DOOR CLEAR WIDTH (IN)	DOORWAY (INCHES PER OCCUPANT)	DOOR CAPACITY	DOOR LOAD
			TOTAL (770)	TOTAL (75)
STAIR - C - DOOR	40"	0.2	200	22
STAIR - D - DOOR	40"	0.2	200	22
STAIR - E - DOOR	40"	0.2	200	21
STAIR - D - DOOR	34"	0.2	170	10

EXIT STAIR TREADS AND RISERS - BC TABLE 1009				
STAIR DESIGNATION	TREAD (IN)	RISER (IN)	NO. RISERS (FLOOR TO FLOOR)	MAX. FLIGHT VERTICAL RISE
STAIR - C	11"	6.87"	34	96.34"
STAIR - D	11"	6.87"	34	61.94"
STAIR - E	11"	6.87"	34	61.94"
STAIR - F	11"	6.87"	34	68.81"

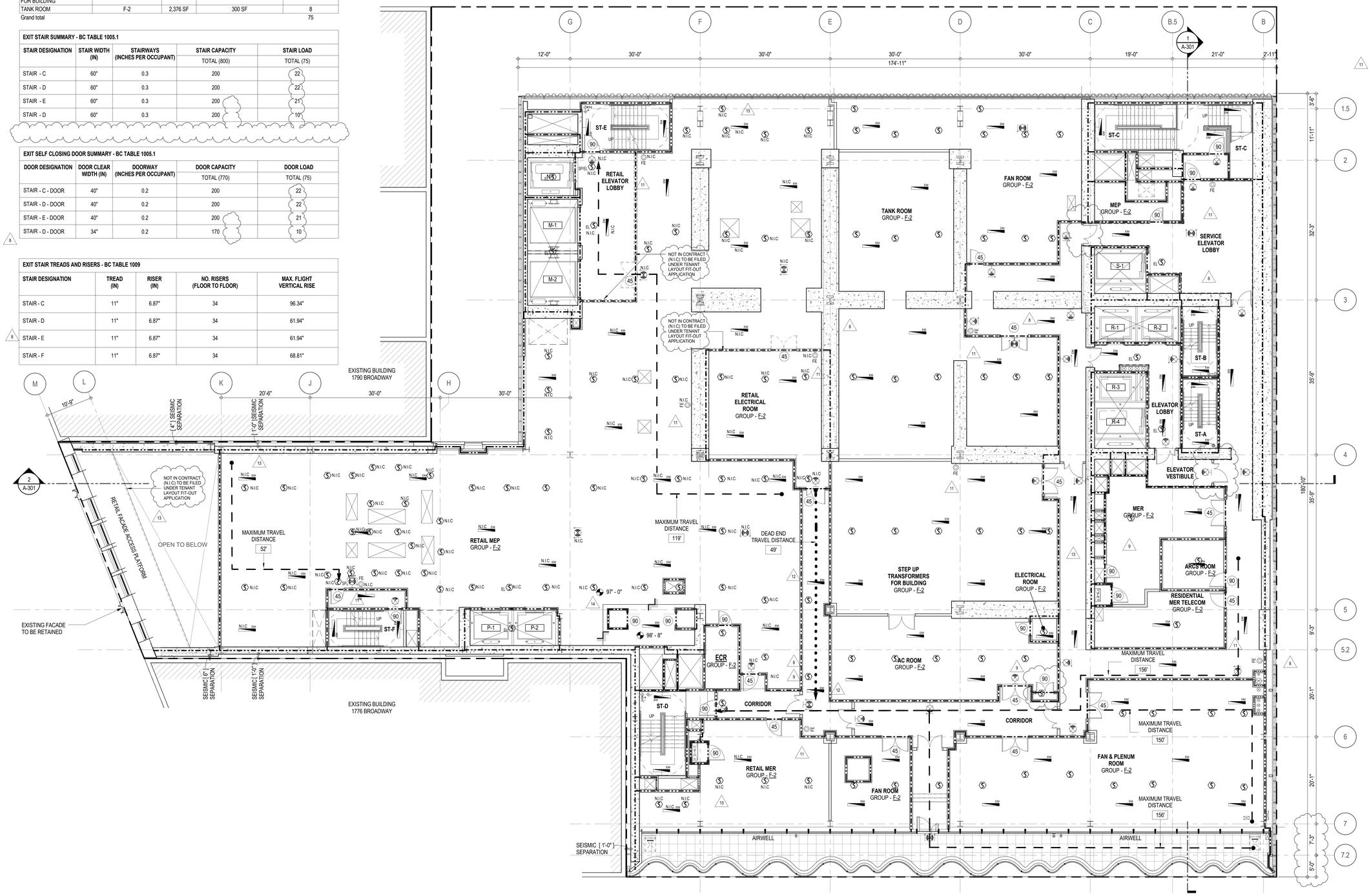

EGRESS AND FIRE RATING LEGEND

- ONE HOUR RATED PARTITION
- TWO HOUR RATED PARTITION
- THREE HOUR RATED PARTITION
- FOUR HOUR RATED PARTITION
- NON RATED SMOKE SEPARATION
- COMMON TRAVEL DISTANCE
- DEAD END
- MAXIMUM TRAVEL DISTANCE
- MAXIMUM TRAVEL DISTANCE WITHIN DWELLING UNIT

SYMBOLS LEGEND

- ILLUMINATED EXIT SIGN (ARROW INDICATES DIRECTION)
- ILLUMINATED EXIT SIGN (ARROW INDICATES DIRECTION)
- WALL MOUNTEDILLUMINATED EXIT SIGN (ARROW INDICATES DIRECTION)
- ILLUMINATED EXIT SIGN
- WALL MOUNTED ILLUMINATED NO EXIT SIGN
- WALL MOUNTED ILLUMINATED NO EXIT SIGN (ROOF ACCESS ONLY)
- ILLUMINATED NO EXIT SIGN
- ILLUMINATED NO EXIT SIGN (ROOF ACCESS ONLY)
- FEC FIRE EXTINGUISHER CABINET
- SPRINKLER HEAD (REFER TO FP DRAWINGS)
- STANDPIPE
- SPRINKLER RISER
- SIAMESE CONNECTION
- SMOKE DETECTOR
- SC SMOKE /CARBON MONOXIDE DETECTOR
- EM CEILING MOUNTED EMERGENCY LIGHT
- EM WALL MOUNTED EMERGENCY LIGHT
- 90 DOOR RATING (MINUTES)

KEY PLAN:

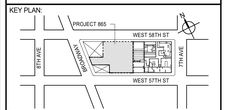

PROJECT NORTH / TRUE NORTH

DEVELOPER:
EXTELL DEVELOPMENT COMPANY
805 THIRD AVENUE, 7TH FLOOR
New York, NY 10022 USA
TEL: 212 712 6000 FAX: 212 712 6100

DESIGN ARCHITECT: Base Building Shell & Core
ADRIAN SMITH + GORDON GILL ARCHITECTURE
111 WEST MONROE STREET SUITE 2300
CHICAGO IL 60603
TEL: 312 920 1888 FAX: 312 920 1775

INTERIOR DESIGNER: Residential
Rottet Architecture and Design Studio, PLLC
298 Fifth Ave, 7th Floor
New York, NY 10001
TEL: 646 998 7000 FAX:

ARCHITECT OF RECORD: Base Building Shell, Core, & Residential
AAI ARCHITECTS, P.C.
401 Wellington St. W., 3rd Floor
Toronto, ON M5V 1E7 Canada
TEL: 416 967 1500 FAX: 416 967 7150

STRUCTURAL ENGINEERS:
WSP CANTOR SEINUK
228 EAST 45th Street
New York, NY 10017 USA
TEL: 212 687 9888 FAX: 646 487 5501

MEP ENGINEERS:
AKF GROUP
165 Broadway, 22nd Floor
New York, NY 10006 USA
TEL: 212 354 5656 FAX: 212 354 5668

GEOTECHNICAL ENGINEERS:
Langan Engineering & Environmental Services
21 Penn Plaza - 360 West 31st Street, 8th Floor
New York, NY 10001-2727
TEL: 212 479 5400 FAX: 212 479 5444

CODE CONSULTANTS:
Construction Consulting Associates
100 Church Street
New York, NY 10007
TEL: 212 385 1818 FAX: 212 385 1911

CURTAINWALL CONSULTANT:
AJLP Consulting
40 Worth Street. Suite 826
New York, NY 10013
TEL: 212 757 5659 FAX: 646 219 8508

LANDMARK/PRESERVATION CONSULTANT:
Jan Hird Pokorny Associates, Inc.
39 West 37th Street, 12A
New York, NY 10018
TEL: 212 759 6462 FAX: 212 759 6540

No.	DESCRIPTION	DATE
1	CD PROGRESS ISSUE 1	15 OCT 14
2	D.O.B. SUBMISSION	05 DEC 14
3	CD PROGRESS ISSUE 2	19 DEC 14
4	D.O.B. SUBMISSION	18 FEB 15
5	CD PROGRESS ISSUE 3	09 MAR 15
	D.O.B. SUBMISSION	27 APR 15
6	CD PROGRESS ISSUE 4	01 JUN 15
7	CD PROGRESS ISSUE 5	10 AUG 15
	D.O.B. AMENDMENT 2	21 SEP 15
8	CD PROGRESS ISSUE 6	02 NOV 15
9	CMU, DRYWALL, HOLLOW METAL DOORS UP TO 12F	14 JAN 16
10	CD PROGRESS ISSUE 7	29 JAN 16
11	CD ISSUE 8 - GMP SET	31 MAR 16
12	CD BULLETIN ISSUE - 1	22 APR 16
13	CD BULLETIN ISSUE - 6	26 AUG 16
14	CD BULLETIN ISSUE - 9	13 FEB 17
	D.O.B. AMENDMENT 4	12 DEC 17

0 4'-0" 8'-0" 16'-0"

D.O.B. SUBMISSION

Discrepancies must be reported immediately to the Architect before proceeding. Only figured dimensions are to be used. Contractors must check all dimensions on site. This drawing is protected by copyright.

ALL DIMENSIONS ARE SHOWN IN IMPERIAL.

CONSULTANT: AAI ARCHITECTS, P.C.

PROJECT:
217 WEST 57TH STREET
NEW YORK, NY

DRAWING TITLE:
6TH FLOOR PLAN

SEAL & SIGNATURE: REGISTERED ARCHITECT ADRIAN DAVID GOLDSMITH No. 026858 STATE OF NEW YORK

DATE:	15 OCT 14
PROJECT No:	1216-00
DRAWN: Author	REV: 14
CHK: Checker	
SCALE: 1/8" = 1'-0"	
DWG No:	A-041.02
DOB PAGE No:	14 of 33

DOB EMPLOYEE STAMP: DOB B-SCAN:

DEPT OF BLDGS 421208305 Job Number E362187489B6 Scan Code
36" x 48" Arch E - SHEET SIZE
FILE NAME: PLOT DATE: 1/11/2016 4:42:51 PM

DEPT OF BLDGS 421208305 Job Number
E3402013814 Scan Code

OCCUPANT LOADS SUMMARY 7TH FLOOR PLAN				
OCCUPANCY	OCCUPANCY GROUP	AREA	OCCUPANCY LOAD FACTOR	OCCUPANT LOAD
AC AND FAN ROOM	F-2	1,474 SF	300 SF	5
AC AND PUMP ROOM	F-2	1,647 SF	300 SF	6
AC ROOM	F-2	346 SF	300 SF	2
AC UNIT AND FAN ROOM	F-2	1,363 SF	300 SF	5
BOILER ROOM W/ PUMPS	F-2	1,849 SF	300 SF	7
CON ED VAULT	F-2	640 SF	300 SF	4
EMR	F-2	690 SF	300 SF	3
EMR AHU ROOM	F-2	381 SF	300 SF	2
FAN AND DW HEATER ROOM	F-2	414 SF	300 SF	2
FAN ROOM	F-2	472 SF	300 SF	2
GENERATOR ROOM	F-2	3,468 SF	300 SF	12
LS ELECTRICAL ROOM	F-2	336 SF	300 SF	2
NETWORK ROOM	F-2	565 SF	300 SF	4
OS/EM SWITCHGEAR ROOM	F-2	509 SF	300 SF	2
POOL EQUIPMENT ROOM	F-2	108 SF	300 SF	1
SWITCHBOARD ROOM	F-2	3,754 SF	300 SF	13
RECYCLING COLLECTION ROOM	S-1	361 SF	300 SF	2
REFUSE COLLECTION ROOM	S-1	397 SF	300 SF	2
TRASH COMPACTOR ROOM	S-1	242 SF	300 SF	1
Grand total				77

EXIT STAIR TREADS AND RISERS - BC TABLE 1009				
STAIR DESIGNATION	TREAD (IN)	RISER (IN)	NO. RISERS (FLOOR TO FLOOR)	MAX. FLIGHT VERTICAL RISE
STAIR - A	9.5"	7.44"	34	66.69'
STAIR - B	9.5"	7.44"	34	66.69'
STAIR - C	11"	7"	36	84.00'
STAIR - D	11"	7"	36	63.00'
STAIR - E	11"	7"	36	70.00'
STAIR - F	11"	7"	36	70.00'

LENGTH OF TRAVEL DISTANCE (WITH SPRINKLER SYSTEM)			
OCCUPANCY GROUP	MAX. TRAVEL DISTANCE (BC TABLE 1015.1)	COMMON PATH OF EGRESS TRAVEL (BC 1013.3)	DEAD END (BC 1016.3)
F-2	250'	100'	50'

EXIT STAIR SUMMARY - BC TABLE 1005.1				
STAIR DESIGNATION	STAIR WIDTH (IN)	STAIRWAYS (INCHES PER OCCUPANT)	STAIR CAPACITY	STAIR LOAD
			TOTAL (1038)	TOTAL (77)
STAIR - A	44"	0.3	146	12
STAIR - B	44"	0.3	146	12
STAIR - C	60"	0.3	200	14
STAIR - D	60"	0.3	200	14
STAIR - E	60"	0.3	200	15
STAIR - F	44"	0.3	146	10

EXIT SELF CLOSING DOOR SUMMARY - BC TABLE 1005.1				
DOOR DESIGNATION	DOOR CLEAR WIDTH (IN)	DOORWAY (INCHES PER OCCUPANT)	DOOR CAPACITY	DOOR LOAD
			TOTAL (1110)	TOTAL (77)
STAIR - A - DOOR	34"	0.2	170	12
STAIR - B - DOOR	34"	0.2	170	12
STAIR - C - DOOR	40"	0.2	200	14
STAIR - D - DOOR	40"	0.2	200	14
STAIR - E - DOOR	40"	0.2	200	15
STAIR - F - DOOR	34"	0.2	170	10

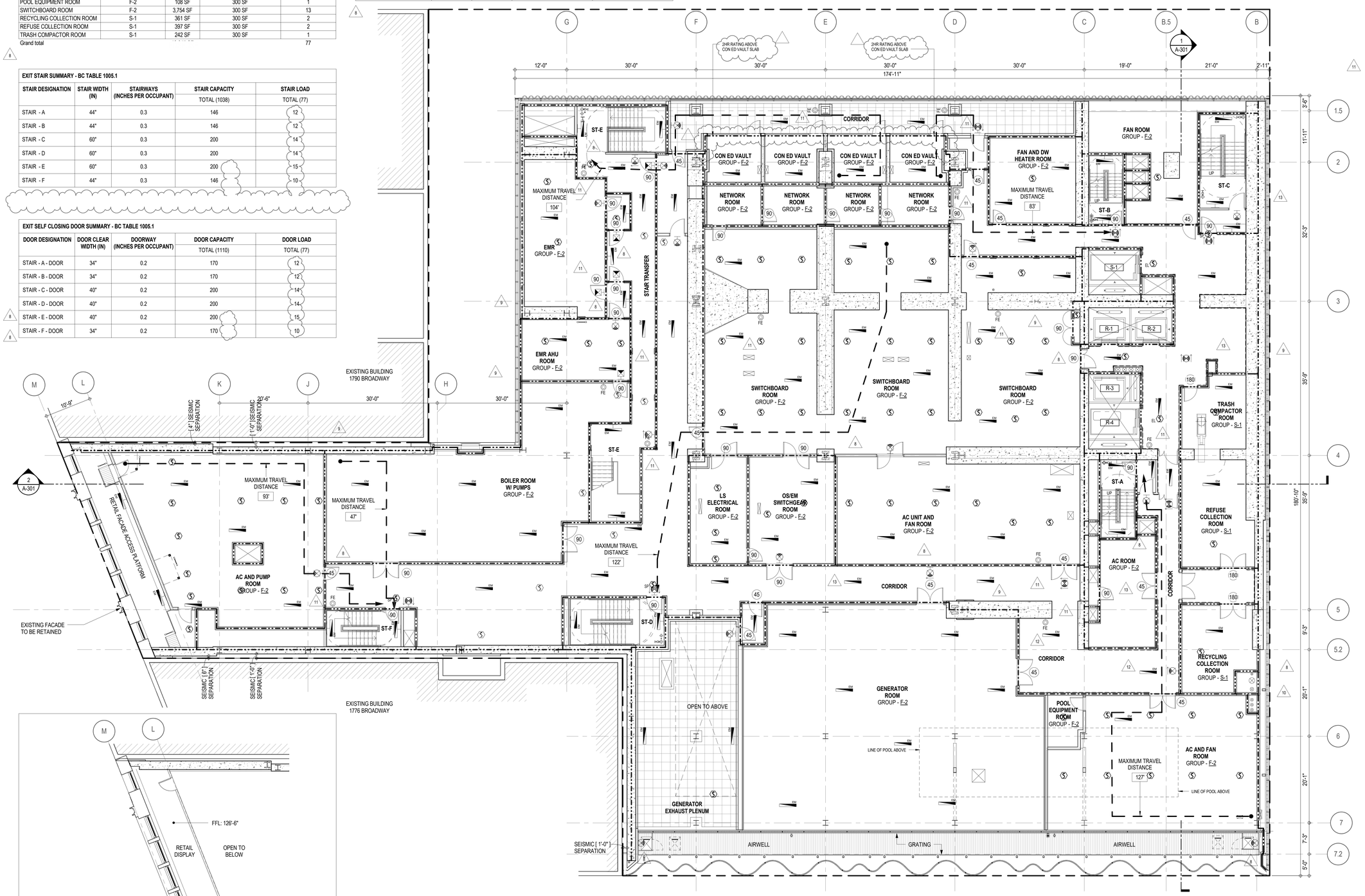

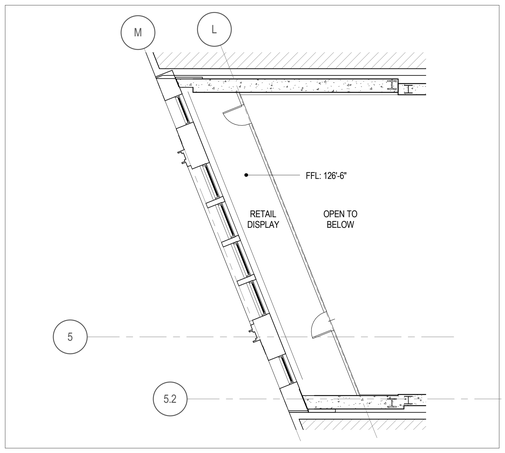

INTERMEDIATE 1780 FACADE ACCESS PLATFORM

EGRESS AND FIRE RATING LEGEND

- ONE HOUR RATED PARTITION
- TWO HOUR RATED PARTITION
- THREE HOUR RATED PARTITION
- FOUR HOUR RATED PARTITION
- NON RATED SMOKE SEPARATION
- COMMON TRAVEL DISTANCE
- DEAD END
- MAXIMUM TRAVEL DISTANCE
- MAXIMUM TRAVEL DISTANCE WITHIN DWELLING UNIT

SYMBOLS LEGEND

- ILLUMINATED EXIT SIGN (ARROW INDICATES DIRECTION)
- ILLUMINATED EXIT SIGN (ARROW INDICATES DIRECTION)
- WALL MOUNTEDILLUMINATED EXIT SIGN (ARROW INDICATES DIRECTION)
- ILLUMINATED EXIT SIGN
- WALL MOUNTED ILLUMINATED NO EXIT SIGN
- WALL MOUNTED ILLUMINATED NO EXIT SIGN (ROOF ACCESS ONLY)
- ILLUMINATED NO EXIT SIGN
- ILLUMINATED NO EXIT SIGN (ROOF ACCESS ONLY)
- FEC FIRE EXTINGUISHER CABINET
- SPRINKLER HEAD (REFER TO FP DRAWINGS)
- STANDPIPE
- SPRINKLER RISER
- SIAMESE CONNECTION
- SMOKE DETECTOR
- SC SMOKE /CARBON MONOXIDE DETECTOR
- EM CEILING MOUNTED EMERGENCY LIGHT
- EM WALL MOUNTED EMERGENCY LIGHT
- 90 DOOR RATING (MINUTES)

KEY PLAN:

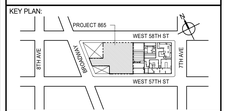

PROJECT NORTH: TRUE NORTH

DEVELOPER:
EXTELL DEVELOPMENT COMPANY
805 THIRD AVENUE, 7TH FLOOR
New York, NY 10022 USA
TEL: 212 712 6000 FAX: 212 712 6100

DESIGN ARCHITECT: Base Building Shell & Core
ADRIAN SMITH + GORDON GILL ARCHITECTURE
111 WEST MONROE STREET SUITE 2300
CHICAGO IL 60603
TEL: 312 920 1888 FAX: 312 920 1775

INTERIOR DESIGNER: Residential
Rottet Architecture and Design Studio, PLLC
298 Fifth Ave, 7th Floor
New York, NY 10001
TEL: 646 998 7000 FAX:

ARCHITECT OF RECORD: Base Building Shell, Core, & Residential
AAI ARCHITECTS, P.C.
401 Wellington St. W., 3rd Floor
Toronto, ON M5V 1E7 Canada
TEL: 416 967 1500 FAX: 416 967 7150

STRUCTURAL ENGINEERS:
WSP CANTOR SEINUK
228 EAST 45th Street
New York, NY 10017 USA
TEL: 212 687 9888 FAX: 646 487 5501

MEP ENGINEERS:
AKF GROUP
165 Broadway, 22nd Floor
New York, NY 10006 USA
TEL: 212 354 5656 FAX: 212 354 5668

GEOTECHNICAL ENGINEERS:
Langan Engineering & Environmental Services
21 Penn Plaza - 360 West 31st Street, 8th Floor
New York, NY 10001-2727
TEL: 212 479 5400 FAX: 212 479 5444

CODE CONSULTANTS:
Construction Consulting Associates
100 Church Street
New York, NY 10007
TEL: 212 385 1818 FAX: 212 385 1911

CURTAINWALL CONSULTANT:
AJLP Consulting
40 Worth Street. Suite 826
New York, NY 10013
TEL: 212 757 5659 FAX: 646 219 8508

LANDMARK/PRESERVATION CONSULTANT:
Jan Hird Pokorny Associates, Inc.
39 West 37th Street, 12A
New York, NY 10018
TEL: 212 759 6462 FAX: 212 759 6540

No.	DESCRIPTION	DATE
1	CD PROGRESS ISSUE 1	15 OCT 14
2	D.O.B. SUBMISSION	05 DEC 14
3	CD PROGRESS ISSUE 2	19 DEC 14
4	D.O.B. SUBMISSION	18 FEB 15
5	CD PROGRESS ISSUE 3	09 MAR 15
	D.O.B. SUBMISSION	27 APR 15
6	CD PROGRESS ISSUE 4	01 JUN 15
7	CD PROGRESS ISSUE 5	10 AUG 15
	D.O.B. AMENDMENT 2	21 SEP 15
8	CD PROGRESS ISSUE 6	02 NOV 15
9	CMU, DRYWALL, HOLLOW METAL DOORS UP TO 12F	14 JAN 16
10	CD PROGRESS ISSUE 7	29 JAN 16
11	CD ISSUE 8 - GMP SET	31 MAR 16
12	CD BULLETIN ISSUE - 1	22 APR 16
13	CD BULLETIN ISSUE - 7	14 SEP 16
	D.O.B. AMENDMENT 3	03 OCT 16
	D.O.B. AMENDMENT 4	12 DEC 17

0 4'-0" 8'-0" 16'-0"

D.O.B. SUBMISSION

Discrepancies must be reported immediately to the Architect before proceeding. Only figured dimensions are to be used. Contractors must check all dimensions on site. This drawing is protected by copyright.

ALL DIMENSIONS ARE SHOWN IN IMPERIAL.

CONSULTANT: AAI ARCHITECTS, P.C.

PROJECT:
217 WEST 57TH STREET
NEW YORK, NY

DRAWING TITLE:
7TH FLOOR PLAN

SEAL & SIGNATURE: REGISTERED ARCHITECT ADRIAN DAVID SMITH 026881 STATE OF NEW YORK

DATE:	15 OCT 14
PROJECT No:	1216-00
DRAWN: Author	REV: 13
CHK: Checker	
SCALE: 1/8" = 1'-0"	
DWG No:	A-042.03
DOB PAGE No:	15 of 33

DOB EMPLOYEE STAMP: DOB B-SCAN:

36" x 48" Arch E - SHEET SIZE
FILE NAME:
PLOT DATE: 1/11/2016 6:03:15 PM

OCCUPANT LOADS SUMMARY 8TH FLOOR PLAN				
OCCUPANCY	OCCUPANCY GROUP	AREA	OCCUPANCY LOAD FACTOR	OCCUPANT LOAD
LOUNGE	A-2	1,262 SF	15 SF	85*
RESIDENTIAL AMENITY POOL	A-2	1,050 SF	50 SF	21
RESIDENTIAL OUTDOOR AMENITY SPACE	A-2	8,367 SF	15 SF	558
SCREENING ROOM	A-2	1,311 SF	15 SF	88*
A-2				752
FACADE MAINTENANCE SPACE	F-2	282 SF	300 SF	1
STAFF BATHROOM	F-2	69 SF	300 SF	1*
F-2 (ACCESSORY SPACE)				2
CONFERENCE ROOM	R-2	253 SF	15 SF	17*
PANTRY	R-2	690 SF	200 SF	3*
TWEEN LOUNGE	R-2	411 SF	15 SF	28*
R-2				48
Grand total				802

* INTERIOR SPACES: ONLY TO USE EXIT STAIRS A AND B. TOTAL INTERIOR OCCUPANT LOAD = 222

EXIT STAIR SUMMARY - BC TABLE 1005.1				
STAIR DESIGNATION	STAIR WIDTH (IN)	STAIRWAYS (INCHES PER OCCUPANT)	STAIR CAPACITY	STAIR LOAD
			TOTAL (1038)	TOTAL (802)
STAIR - A	44"	0.3	146	111
STAIR - B	44"	0.3	146	111
STAIR - C	60"	0.3	200	193
STAIR - D	60"	0.3	200	193
STAIR - E	60"	0.3	200	193
STAIR - F	44"	0.3	146	1

EXIT SELF CLOSING DOOR SUMMARY - BC TABLE 1005.1				
DOOR DESIGNATION	DOOR CLEAR WIDTH (IN)	DOORWAY (INCHES PER OCCUPANT)	DOOR CAPACITY	DOOR LOAD
			TOTAL (1110)	TOTAL (802)
STAIR - A - DOOR	34"	0.2	170	111
STAIR - B - DOOR	34"	0.2	170	111
STAIR - C - DOOR	40"	0.2	200	193
STAIR - D - DOOR	40"	0.2	200	193
STAIR - E - DOOR	40"	0.2	200	193
STAIR - F - DOOR	34"	0.2	170	1

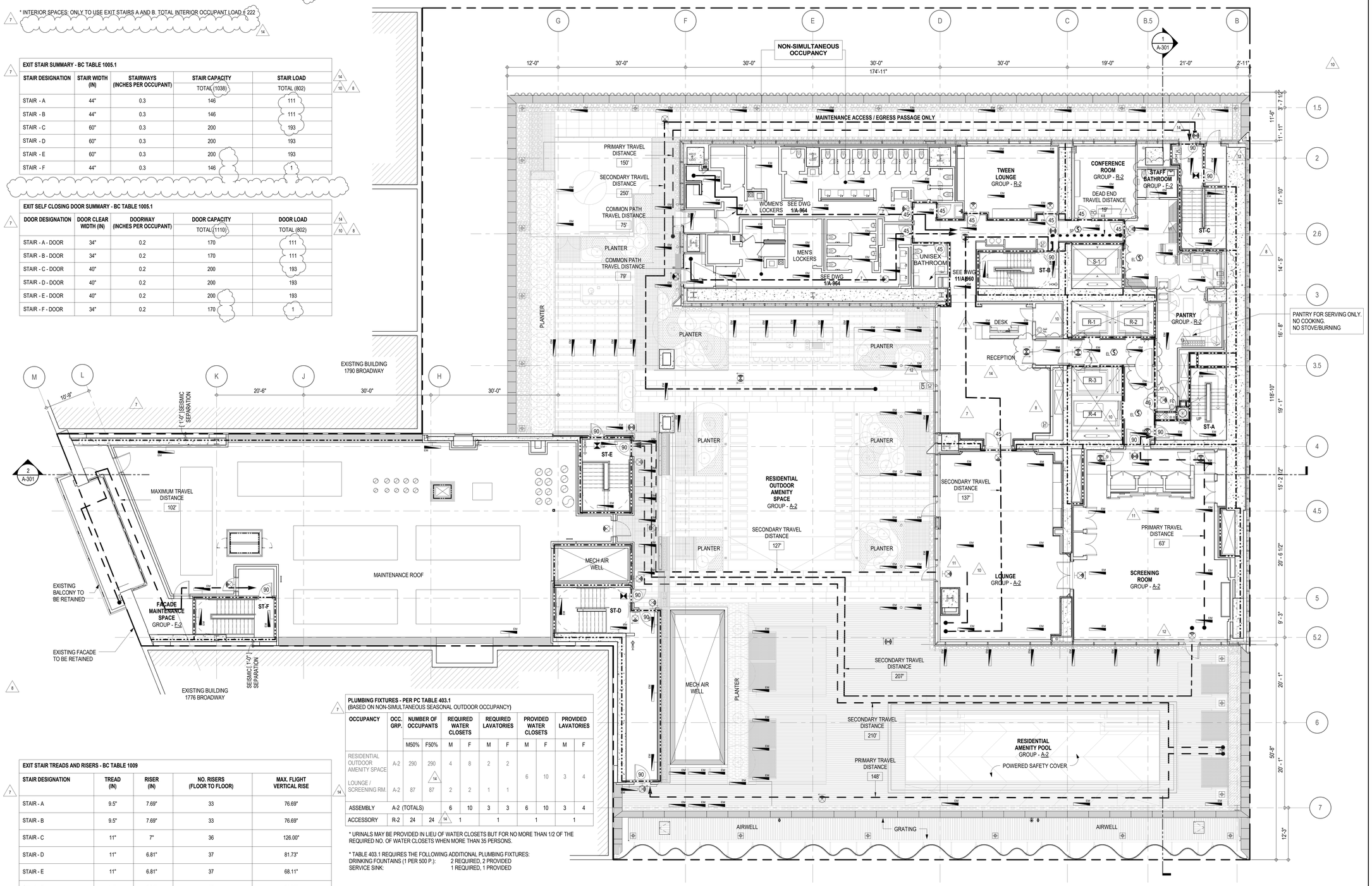

PLUMBING FIXTURES - PER PC TABLE 403.1 (BASED ON NON-SIMULTANEOUS SEASONAL OUTDOOR OCCUPANCY)											
OCCUPANCY	OCC. GRP.	NUMBER OF OCCUPANTS		REQUIRED WATER CLOSETS		REQUIRED LAVATORIES		PROVIDED WATER CLOSETS		PROVIDED LAVATORIES	
		M50%	F50%	M	F	M	F	M	F	M	F
RESIDENTIAL OUTDOOR AMENITY SPACE	A-2	290	290	4	8	2	2	6	10	3	4
LOUNGE / SCREENING RM.	A-2	87	87	2	2	1	1				
ASSEMBLY	A-2 (TOTALS)			6	10	3	3	6	10	3	4
ACCESSORY	R-2	24	24	1		1		1		1	

* URINALS MAY BE PROVIDED IN LIEU OF WATER CLOSETS BUT FOR NO MORE THAN 1/2 OF THE REQUIRED NO. OF WATER CLOSETS WHEN MORE THAN 35 PERSONS.

* TABLE 403.1 REQUIRES THE FOLLOWING ADDITIONAL PLUMBING FIXTURES:
DRINKING FOUNTAINS (1 PER 500 P.): 2 REQUIRED, 2 PROVIDED
SERVICE SINK: 1 REQUIRED, 1 PROVIDED

EXIT STAIR TREADS AND RISERS - BC TABLE 1009				
STAIR DESIGNATION	TREAD (IN)	RISER (IN)	NO. RISERS (FLOOR TO FLOOR)	MAX. FLIGHT VERTICAL RISE
STAIR - A	9.5"	7.69"	33	76.69"
STAIR - B	9.5"	7.69"	33	76.69"
STAIR - C	11"	7"	36	126.00"
STAIR - D	11"	6.81"	37	81.73"
STAIR - E	11"	6.81"	37	68.11"
STAIR - F	11"	6.81"	37	73.33"

LENGTH OF TRAVEL DISTANCE (WITH SPRINKLER SYSTEM)			
OCCUPANCY GROUP	MAX. TRAVEL DISTANCE (BC TABLE 1015.1)	COMMON PATH OF EGRESS TRAVEL (BC 1013.3)	DEAD END (BC 1016.3)
R-2	200'	125'	40'
S-2	250'	100'	20'
A-2	PRIMARY = 150'	SECONDARY = 250'	20'

EGRESS AND FIRE RATING LEGEND

- ONE HOUR RATED PARTITION
- TWO HOUR RATED PARTITION
- THREE HOUR RATED PARTITION
- FOUR HOUR RATED PARTITION
- NON RATED SMOKE SEPARATION
- COMMON TRAVEL DISTANCE
- DEAD END
- MAXIMUM TRAVEL DISTANCE
- MAXIMUM TRAVEL DISTANCE WITHIN DWELLING UNIT

SYMBOLS LEGEND

- ILLUMINATED EXIT SIGN (ARROW INDICATES DIRECTION)
- ILLUMINATED EXIT SIGN (ARROW INDICATES DIRECTION)
- WALL MOUNTEDILLUMINATED EXIT SIGN (ARROW INDICATES DIRECTION)
- ILLUMINATED EXIT SIGN
- WALL MOUNTED ILLUMINATED NO EXIT SIGN
- WALL MOUNTED ILLUMINATED NO EXIT SIGN (ROOF ACCESS ONLY)
- ILLUMINATED NO EXIT SIGN
- ILLUMINATED NO EXIT SIGN (ROOF ACCESS ONLY)
- FEC FIRE EXTINGUISHER CABINET
- SPRINKLER HEAD (REFER TO FP DRAWINGS)
- STANDPIPE
- SPRINKLER RISER
- SIAMESE CONNECTION
- SMOKE DETECTOR
- SC SMOKE /CARBON MONOXIDE DETECTOR
- EM CEILING MOUNTED EMERGENCY LIGHT
- EM WALL MOUNTED EMERGENCY LIGHT
- 90 DOOR RATING (MINUTES)

KEY PLAN:

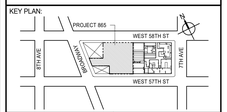

PROJECT NORTH / TRUE NORTH

DEVELOPER:
EXTELL DEVELOPMENT COMPANY
805 THIRD AVENUE, 7TH FLOOR
New York, NY 10022 USA
TEL: 212 712 6000 FAX: 212 712 6100

DESIGN ARCHITECT: Base Building Shell & Core
ADRIAN SMITH + GORDON GILL ARCHITECTURE
111 WEST MONROE STREET SUITE 2300
CHICAGO IL 60603
TEL: 312 920 1888 FAX: 312 920 1775

INTERIOR DESIGNER: Residential
Rottet Architecture and Design Studio, PLLC
298 Fifth Ave, 7th Floor
New York, NY 10001
TEL: 646 998 7000 FAX:

ARCHITECT OF RECORD: Base Building Shell, Core, & Residential
AAI ARCHITECTS, P.C.
401 Wellington St. W., 3rd Floor
Toronto, ON M5V 1E7 Canada
TEL: 416 967 1500 FAX: 416 967 7150

STRUCTURAL ENGINEERS:
WSP CANTOR SEINUK
228 EAST 45th Street
New York, NY 10017 USA
TEL: 212 687 9888 FAX: 646 487 5501

MEP ENGINEERS:
AKF GROUP
165 Broadway, 22nd Floor
New York, NY 10006 USA
TEL: 212 354 5656 FAX: 212 354 5668

GEOTECHNICAL ENGINEERS:
Langan Engineering & Environmental Services
21 Penn Plaza - 360 West 31st Street, 8th Floor
New York, NY 10001-2727
TEL: 212 479 5400 FAX: 212 479 5444

CODE CONSULTANTS:
Construction Consulting Associates
100 Church Street
New York, NY 10007
TEL: 212 385 1818 FAX: 212 385 1911

CURTAINWALL CONSULTANT:
AJLP Consulting
40 Worth Street. Suite 826
New York, NY 10013
TEL: 212 757 5659 FAX: 646 219 8508

LANDMARK/PRESERVATION CONSULTANT:
Jan Hird Pokorny Associates, Inc.
39 West 37th Street, 12A
New York, NY 10018
TEL: 212 759 6462 FAX: 212 759 6540

No.	DESCRIPTION	DATE
1	CD PROGRESS ISSUE 1	15 OCT 14
2	D.O.B. SUBMISSION	05 DEC 14
3	CD PROGRESS ISSUE 2	19 DEC 14
4	D.O.B. SUBMISSION	18 FEB 15
5	CD PROGRESS ISSUE 3	09 MAR 15
	D.O.B. SUBMISSION	27 APR 15
6	CD PROGRESS ISSUE 4	01 JUN 15
	D.O.B. AMENDMENT 2	21 SEP 15
7	CD PROGRESS ISSUE 6	02 NOV 15
8	CMU, DRYWALL, HOLLOW METAL DOORS UP TO 12F	14 JAN 16
9	CD PROGRESS ISSUE 7	29 JAN 16
10	CD ISSUE 8 - GMP SET	31 MAR 16
11	CD BULLETIN ISSUE - 1	22 APR 16
12	CD BULLETIN ISSUE - 2	11 MAY 16
	D.O.B. AMENDMENT 3	03 OCT 16
13	ASI ISSUE - 11	16 DEC 16
14	CD BULLETIN ISSUE - 9	13 FEB 17
	D.O.B. AMENDMENT 4	12 DEC 17

0 4' - 0" 8' - 0" 16' - 0"

D.O.B. SUBMISSION

Discrepancies must be reported immediately to the Architect before proceeding. Only figured dimensions are to be used. Contractors must check all dimensions on site. This drawing is protected by copyright.

ALL DIMENSIONS ARE SHOWN IN IMPERIAL.

CONSULTANT:
AAI ARCHITECTS, P.C.

PROJECT:
217 WEST 57TH STREET
NEW YORK, NY

DRAWING TITLE:
8TH FLOOR PLAN

SEAL & SIGNATURE:

DATE:	15 OCT 14
PROJECT No:	1216-00
DRAWN: Author	REV: 14
CHK: Checker	
SCALE: 1/8" = 1'-0"	
DWG No:	A-043.03
DOB PAGE No:	16 of 33

DOB EMPLOYEE STAMP:
DOB B-SCAN:

DEPT OF BLDGS 421263626 Job Number
E35/5951495 Scan Code

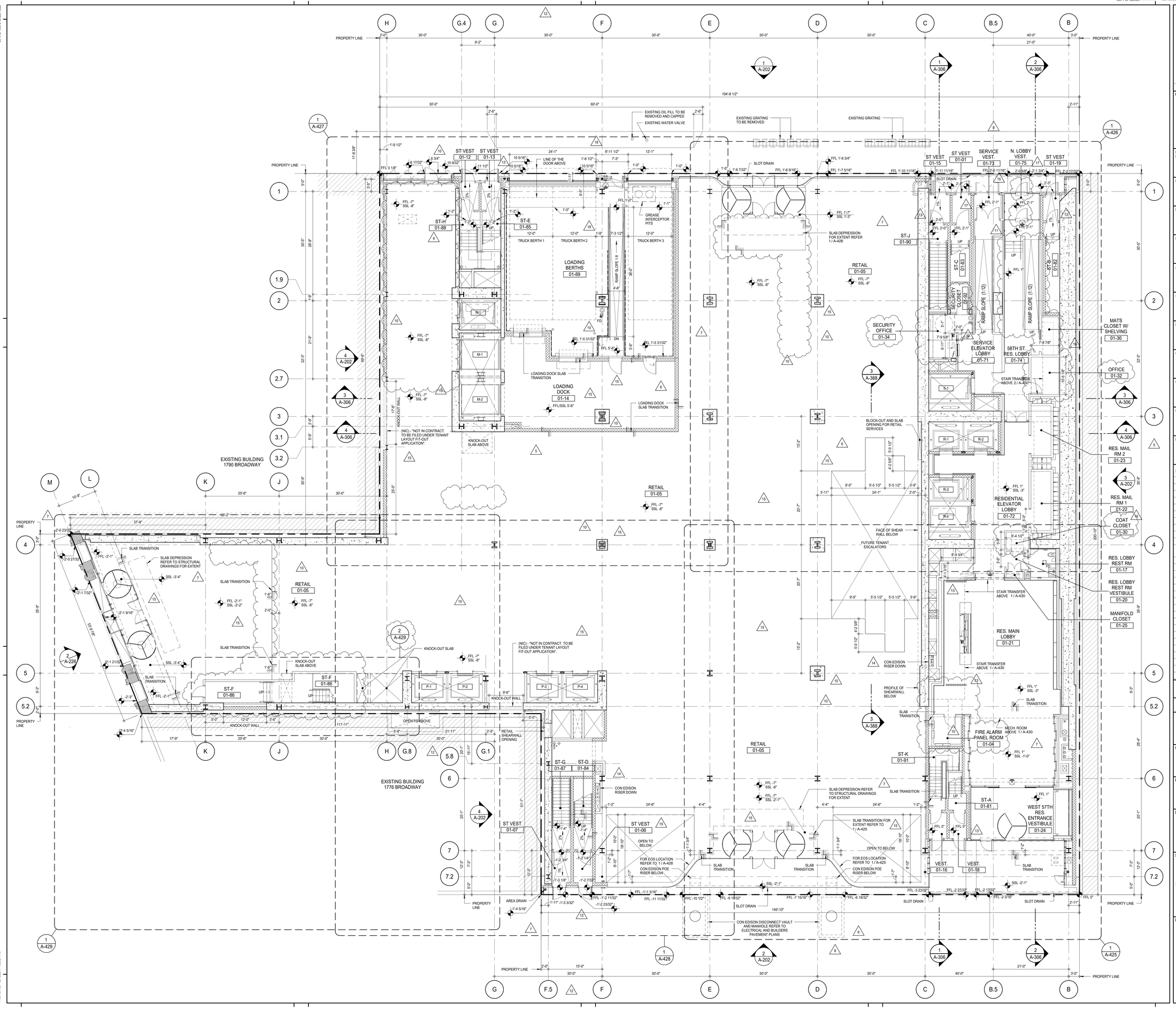

KEY PLAN:

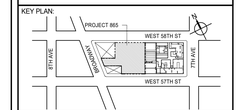

PROJECT NORTH / TRUE NORTH

DEVELOPER:
EXTELL DEVELOPMENT COMPANY
805 THIRD AVENUE, 7TH FLOOR
New York, NY 10022 USA
TEL: 212 712 6000 FAX: 212 712 6100

DESIGN ARCHITECT: Base Building Shell & Core
ADRIAN SMITH + GORDON GILL ARCHITECTURE
111 WEST MONROE STREET SUITE 2300
CHICAGO IL 60603
TEL: 312 920 1888 FAX: 312 920 1775

INTERIOR DESIGNER: Residential
Rottet Architecture and Design Studio, PLLC
298 Fifth Ave, 7th Floor
New York, NY 10001
TEL: 646 998 7000 FAX:

ARCHITECT OF RECORD: Base Building Shell, Core, & Residential
AAI ARCHITECTS, P.C.
401 Wellington St. W., 3rd Floor
Toronto, ON M5V 1E7 Canada
TEL: 416 967 1500 FAX: 416 967 7150

STRUCTURAL ENGINEERS:
WSP CANTOR SEINUK
228 EAST 45th Street
New York, NY 10017 USA
TEL: 212 687 9888 FAX: 646 487 5501

MEP ENGINEERS:
AKF GROUP
165 Broadway, 22nd Floor
New York, NY 10006 USA
TEL: 212 354 5656 FAX: 212 354 5668

GEOTECHNICAL ENGINEERS:
Langan Engineering & Environmental Services
21 Penn Plaza - 360 West 31st Street, 8th Floor
New York, NY 10001-2727
TEL: 212 479 5400 FAX: 212 479 5444

CODE CONSULTANTS:
Construction Consulting Associates
100 Church Street
New York, NY 10007
TEL: 212 385 1818 FAX: 212 385 1911

CURTAINWALL CONSULTANT:
AJLP Consulting
40 Worth Street. Suite 826
New York, NY 10013
TEL: 212 757 5659 FAX: 646 219 8508

LANDMARK/PRESERVATION CONSULTANT:
Jan Hird Pokorny Associates, Inc.
39 West 37th Street, 12A
New York, NY 10018
TEL: 212 759 6462 FAX: 212 759 6540

No.	DESCRIPTION	DATE
1	CD PROGRESS ISSUE 1	15 OCT 14
2	CD PROGRESS ISSUE 2	19 DEC 14
3	D.O.B. SUBMISSION	18 FEB 15
4	CD PROGRESS ISSUE 3	09 MAR 15
	D.O.B. SUBMISSION	27 APR 15
5	CD PROGRESS ISSUE 4	01 JUN 15
	D.O.B. AMENDMENT 1	24 JUL 15
6	CD PROGRESS ISSUE 5	10 AUG 15
	D.O.B. AMENDMENT 2	21 SEP 15
7	CD PROGRESS ISSUE 6	02 NOV 15
8	CMU, DRYWALL, HOLLOW METAL DOORS UP TO 12F	14 JAN 16
9	CD PROGRESS ISSUE 7	29 JAN 16
10	CD ISSUE 8 - GMP SET	31 MAR 16
11	CD BULLETIN ISSUE - 1	22 APR 16
12	ASI ISSUE - 1	18 MAY 16
13	CD BULLETIN ISSUE - 4	15 JUL 16
14	CD BULLETIN ISSUE - 5	12 AUG 16
15	CD BULLETIN ISSUE - 6	26 AUG 16
16	ASI ISSUE - 11	16 DEC 16
17	CD BULLETIN ISSUE - 9	13 FEB 17
18	ASI ISSUE - 22	20 JUL 17
	D.O.B. AMENDMENT 4	12 DEC 17

0 4'-0" 8'-0" 16'-0"

D.O.B. SUBMISSION

Discrepancies must be reported immediately to the Architect before proceeding. Only figured dimensions are to be used. Contractors must check all dimensions on site. This drawing is protected by copyright.

ALL DIMENSIONS ARE SHOWN IN IMPERIAL.

CONSULTANT:

AAI ARCHITECTS, P.C.

PROJECT:

217 WEST 57TH STREET
NEW YORK, NY

DRAWING TITLE:

GROUND FLOOR PLAN (LOBBY)
(MFD-GROUND FLOOR)

SEAL & SIGNATURE:

REGISTERED ARCHITECT DAVID GILL 026884 STATE OF NEW YORK

DATE:	15 OCT 14
PROJECT No:	1216-00
DRAWN: Author	REV: 18
CHK: Checker	
SCALE: 1/8" = 1'-0"	
DWG No:	**A-105.04**
DOB PAGE No:	17 of 33

DOB EMPLOYEE STAMP: DOB B-SCAN:

36" x 48" Arch E SHEET SIZE
FILE NAME:
PLOT DATE: 12/13/2017 4:05:07 PM

DEPT OF BLDGS 421208305 Job Number
E377125875 Scan Code

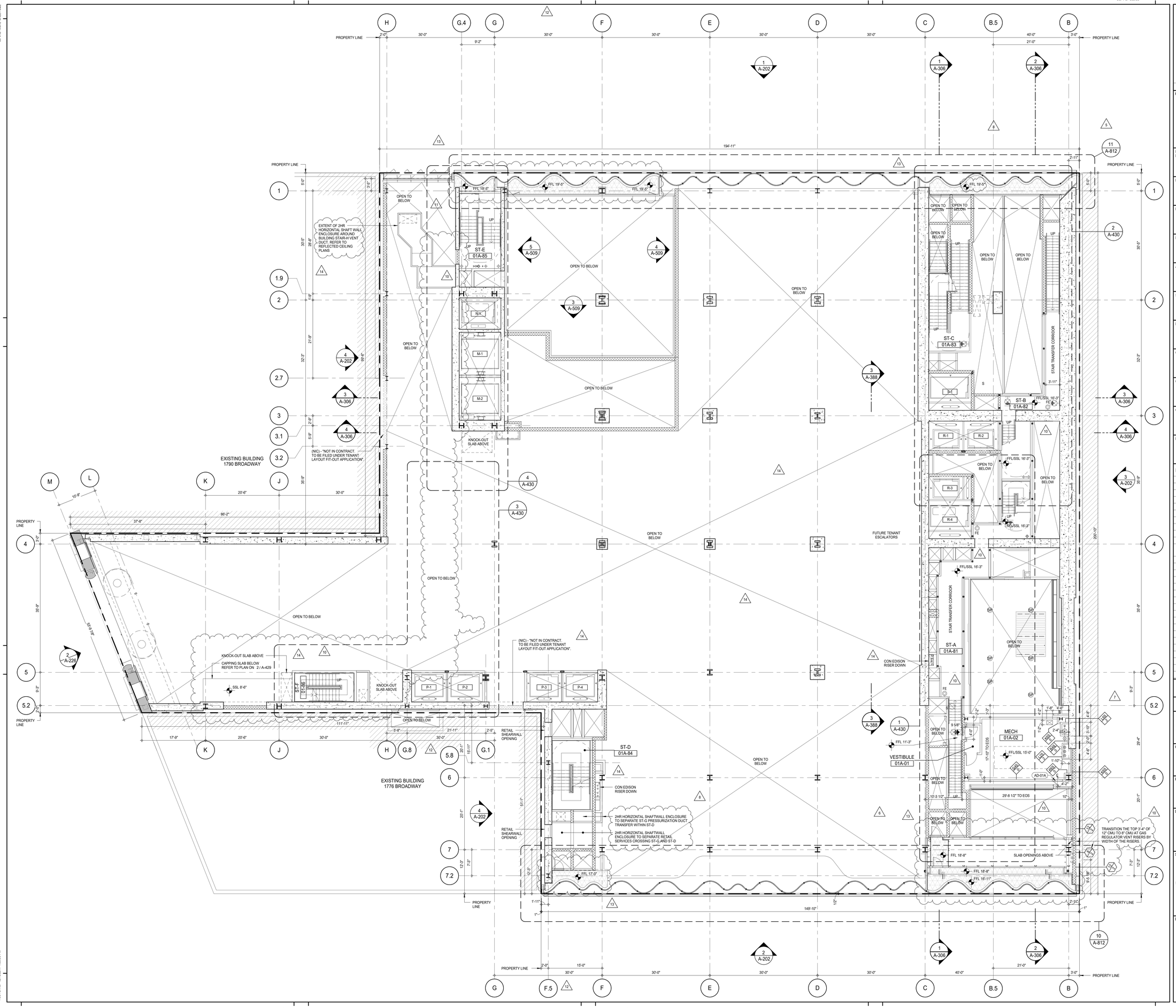

KEY PLAN:

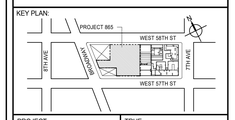

PROJECT NORTH | TRUE NORTH

DEVELOPER:
EXTELL DEVELOPMENT COMPANY
805 THIRD AVENUE, 7TH FLOOR
New York, NY 10022 USA
TEL: 212 712 6000 FAX: 212 712 6100

DESIGN ARCHITECT: Base Building Shell & Core
ADRIAN SMITH + GORDON GILL ARCHITECTURE
111 WEST MONROE STREET SUITE 2300
CHICAGO IL 60603
TEL: 312 920 1888 FAX: 312 920 1775

INTERIOR DESIGNER: Residential
Rottet Architecture and Design Studio, PLLC
298 Fifth Ave, 7th Floor
New York, NY 10001
TEL: 646 998 7000 FAX:

ARCHITECT OF RECORD: Base Building Shell, Core, & Residential
AAI ARCHITECTS, P.C.
401 Wellington St. W., 3rd Floor
Toronto, ON M5V 1E7 Canada
TEL: 416 967 1500 FAX: 416 967 7150

STRUCTURAL ENGINEERS:
WSP CANTOR SEINUK
228 EAST 45th Street
New York, NY 10017 USA
TEL: 212 687 9888 FAX: 646 487 5501

MEP ENGINEERS:
AKF GROUP
165 Broadway, 22nd Floor
New York, NY 10006 USA
TEL: 212 354 5656 FAX: 212 354 5668

GEOTECHNICAL ENGINEERS:
Langan Engineering & Environmental Services
21 Penn Plaza - 360 West 31st Street, 8th Floor
New York, NY 10001-2727
TEL: 212 479 5400 FAX: 212 479 5444

CODE CONSULTANTS:
Construction Consulting Associates
100 Church Street
New York, NY 10007
TEL: 212 385 1818 FAX: 212 385 1911

CURTAINWALL CONSULTANT:
AJLP Consulting
40 Worth Street. Suite 826
New York, NY 10013
TEL: 212 757 5659 FAX: 646 219 8508

LANDMARK/PRESERVATION CONSULTANT:
Jan Hird Pokorny Associates, Inc.
39 West 37th Street, 12A
New York, NY 10018
TEL: 212 759 6462 FAX: 212 759 6540

No.	DESCRIPTION	DATE
1	CD PROGRESS ISSUE 1	15 OCT 14
2	CD PROGRESS ISSUE 2	19 DEC 14
3	D.O.B. SUBMISSION	18 FEB 15
4	CD PROGRESS ISSUE 3	09 MAR 15
	D.O.B. SUBMISSION	27 APR 15
5	CD PROGRESS ISSUE 4	01 JUN 15
	D.O.B. AMENDMENT 1	24 JUL 15
6	CD PROGRESS ISSUE 5	10 AUG 15
	D.O.B. AMENDMENT 2	21 SEP 15
7	CD PROGRESS ISSUE 6	02 NOV 15
8	CMU, DRYWALL, HOLLOW METAL DOORS UP TO 12F	14 JAN 16
9	CD PROGRESS ISSUE 7	29 JAN 16
10	CD ISSUE 8 - GMP SET	31 MAR 16
11	CD BULLETIN ISSUE - 1	22 APR 16
12	ASI ISSUE - 1	18 MAY 16
13	CD BULLETIN ISSUE - 4	15 JUL 16
14	CD BULLETIN ISSUE - 6	26 AUG 16
	D.O.B. AMENDMENT 4	12 DEC 17

0 4'-0" 8'-0" 16'-0"

D.O.B. SUBMISSION

Discrepancies must be reported immediately to the Architect before proceeding. Only figured dimensions are to be used. Contractors must check all dimensions on site. This drawing is protected by copyright.

ALL DIMENSIONS ARE SHOWN IN IMPERIAL.

CONSULTANT:

AAI ARCHITECTS, P.C.

PROJECT:

217 WEST 57TH STREET
NEW YORK, NY

DRAWING TITLE:

GROUND FLOOR PLAN INTERMEDIATE (STAIR TRANSFER) (MFD-GROUND FLOOR INTERMEDIATE)

SEAL & SIGNATURE:

REGISTERED ARCHITECT JAE DAVID JAHN 022857 STATE OF NEW YORK

DATE:	15 OCT 14
PROJECT No:	1216-00
DRAWN: Author	REV:
CHK: Checker	14
SCALE: 1/8" = 1'-0"	
DWG No:	A-106.03
DOB PAGE No:	18 of 33

DOB EMPLOYEE STAMP: DOB B-SCAN:

36" x 48" Arch E SHEET SIZE

FILE NAME:
PLOT DATE: 12/12/2017 4:08:39 PM

DEPT OF BLDGS 421263426 Job Number
ES1305030085 Scan Code

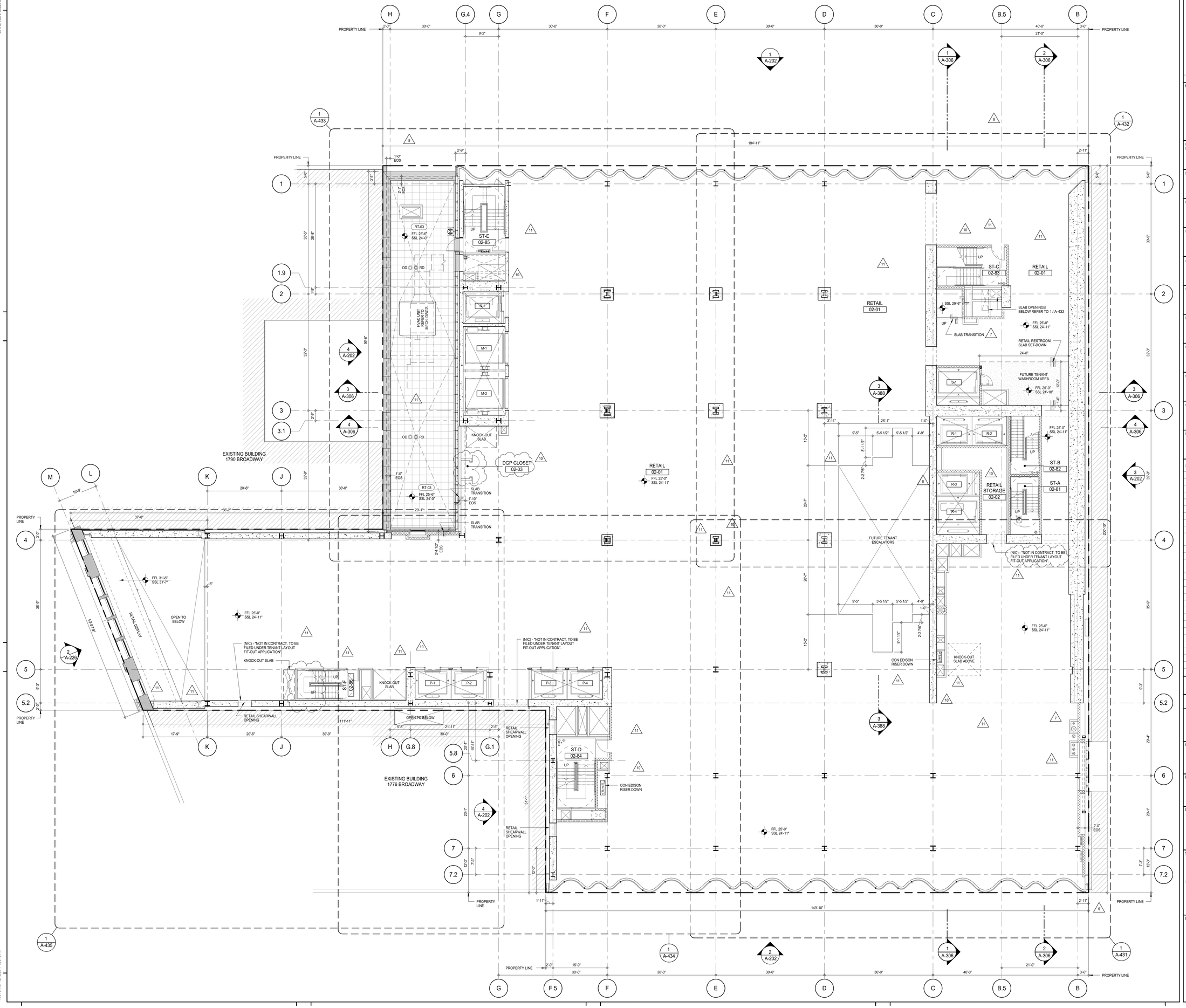

KEY PLAN:

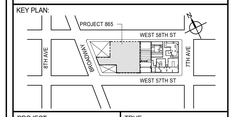

PROJECT NORTH | TRUE NORTH

DEVELOPER:
EXTELL DEVELOPMENT COMPANY
805 THIRD AVENUE, 7TH FLOOR
New York, NY 10022 USA
TEL: 212 712 6000 FAX: 212 712 6100

DESIGN ARCHITECT: Base Building Shell & Core
ADRIAN SMITH + GORDON GILL ARCHITECTURE
111 WEST MONROE STREET SUITE 2300
CHICAGO IL 60603
TEL: 312 920 1888 FAX: 312 920 1775

INTERIOR DESIGNER: Residential
Rottet Architecture and Design Studio, PLLC
298 Fifth Ave, 7th Floor
New York, NY 10001
TEL: 646 998 7000 FAX:

ARCHITECT OF RECORD: Base Building Shell, Core, & Residential
AAI ARCHITECTS, P.C.
401 Wellington St. W., 3rd Floor
Toronto, ON M5V 1E7 Canada
TEL: 416 967 1500 FAX: 416 967 7150

STRUCTURAL ENGINEERS:
WSP CANTOR SEINUK
228 EAST 45th Street
New York, NY 10017 USA
TEL: 212 687 9888 FAX: 646 487 5501

MEP ENGINEERS:
AKF GROUP
165 Broadway, 22nd Floor
New York, NY 10006 USA
TEL: 212 354 5656 FAX: 212 354 5668

GEOTECHNICAL ENGINEERS:
Langan Engineering & Environmental Services
21 Penn Plaza - 360 West 31st Street, 8th Floor
New York, NY 10001-2727
TEL: 212 479 5400 FAX: 212 479 5444

CODE CONSULTANTS:
Construction Consulting Associates
100 Church Street
New York, NY 10007
TEL: 212 385 1818 FAX: 212 385 1911

CURTAINWALL CONSULTANT:
AJLP Consulting
40 Worth Street. Suite 826
New York, NY 10013
TEL: 212 757 5659 FAX: 646 219 8508

LANDMARK/PRESERVATION CONSULTANT:
Jan Hird Pokorny Associates, Inc.
39 West 37th Street, 12A
New York, NY 10018
TEL: 212 759 6462 FAX: 212 759 6540

No.	DESCRIPTION	DATE
1	CD PROGRESS ISSUE 1	15 OCT 14
2	CD PROGRESS ISSUE 2	19 DEC 14
3	D.O.B. SUBMISSION	18 FEB 15
4	CD PROGRESS ISSUE 3	09 MAR 15
	D.O.B. SUBMISSION	27 APR 15
5	CD PROGRESS ISSUE 4	01 JUN 15
6	CD PROGRESS ISSUE 5	10 AUG 15
	D.O.B. AMENDMENT 2	21 SEP 15
7	CD PROGRESS ISSUE 6	02 NOV 15
8	CMU, DRYWALL, HOLLOW METAL DOORS UP TO 12F	14 JAN 16
9	CD PROGRESS ISSUE 7	29 JAN 16
10	CD ISSUE 8 - GMP SET	31 MAR 16
11	CD BULLETIN ISSUE - 6	26 AUG 16
	D.O.B. AMENDMENT 4	12 DEC 17

0 4'-0" 8'-0" 16'-0"

D.O.B. SUBMISSION

Discrepancies must be reported immediately to the Architect before proceeding. Only figured dimensions are to be used. Contractors must check all dimensions on site. This drawing is protected by copyright.

ALL DIMENSIONS ARE SHOWN IN IMPERIAL.

CONSULTANT:

AAI ARCHITECTS, P.C.

PROJECT:

217 WEST 57TH STREET
NEW YORK, NY

DRAWING TITLE:

2ND FLOOR PLAN (RETAIL) (MFD-2ND FLOOR)

SEAL & SIGNATURE:

REGISTERED ARCHITECT JAE DAVID JAMES STATE OF NEW YORK 028857

DATE:	15 OCT 14
PROJECT No:	1216-00
DRAWN: Author	REV:
CHK: Checker	11
SCALE: 1/8" = 1'-0"	
DWG No:	A-107.02
DOB PAGE No:	19 of 33

DOB EMPLOYEE STAMP: DOB B-SCAN:

36" x 48" Arch E SHEET SIZE
FILE NAME:
PLOT DATE: 12/12/2017 3:06:15 PM



3 EAST-WEST BUILDING SECTION - 12TH FLOOR TO 45TH FLOOR
A-301
1/16" = 1'-0"

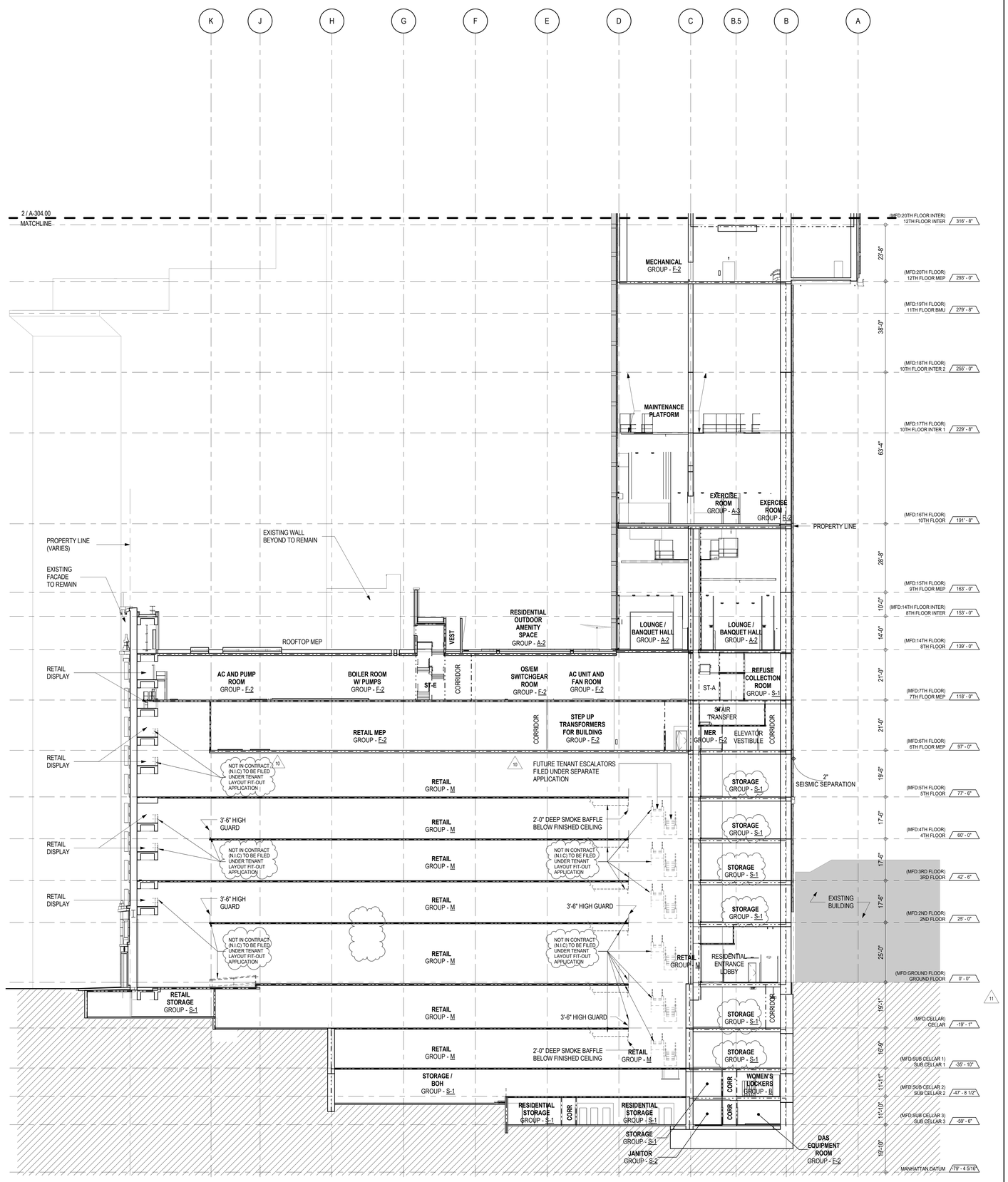

1 EAST-WEST BUILDING SECTION - SUB CELLAR 3 TO 16TH FLOOR
A-301
1/16" = 1'-0"

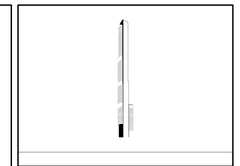

KEY PLAN:

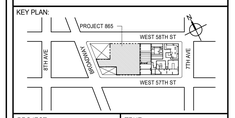

PROJECT NORTH

TRUE NORTH

DEVELOPER:
EXTELL DEVELOPMENT COMPANY
805 THIRD AVENUE, 7TH FLOOR
New York, NY 10022 USA
TEL: 212 712 6000 FAX: 212 712 6100

DESIGN ARCHITECT: Base Building Shell & Core
ADRIAN SMITH + GORDON GILL ARCHITECTURE
111 WEST MONROE STREET SUITE 2300
CHICAGO IL 60603
TEL: 312 920 1888 FAX: 312 920 1775

INTERIOR DESIGNER: Residential
Rottet Architecture and Design Studio, PLLC
298 Fifth Ave, 7th Floor
New York, NY 10001
TEL: 646 998 7000 FAX:

ARCHITECT OF RECORD: Base Building Shell, Core, & Residential
AAI ARCHITECTS, P.C.
401 Wellington St. W., 3rd Floor
Toronto, ON M5V 1E7 Canada
TEL: 416 967 1500 FAX: 416 967 7150

STRUCTURAL ENGINEERS:
WSP CANTOR SEINUK
228 EAST 45th Street
New York, NY 10017 USA
TEL: 212 687 9888 FAX: 646 487 5501

MEP ENGINEERS:
AKF GROUP
165 Broadway, 22nd Floor
New York, NY 10006 USA
TEL: 212 354 5656 FAX: 212 354 5668

GEOTECHNICAL ENGINEERS:
Langan Engineering & Environmental Services
21 Penn Plaza - 360 West 31st Street, 8th Floor
New York, NY 10001-2727
TEL: 212 479 5400 FAX: 212 479 5444

CODE CONSULTANTS:
Construction Consulting Associates
100 Church Street
New York, NY 10007
TEL: 212 385 1818 FAX: 212 385 1911

CURTAINWALL CONSULTANT:
AJLP Consulting
40 Worth Street. Suite 826
New York, NY 10013
TEL: 212 757 5659 FAX: 646 219 8508

LANDMARK/PRESERVATION CONSULTANT:
Jan Hird Pokorny Associates, Inc.
39 West 37th Street, 12A
New York, NY 10018
TEL: 212 759 6462 FAX: 212 759 6540

No.	DESCRIPTION	DATE
1	D.O.B. SUBMISSION	05 DEC 14
2	CD PROGRESS ISSUE 2	19 DEC 14
3	D.O.B. SUBMISSION	18 FEB 15
4	CD PROGRESS ISSUE 3	09 MAR 15
	D.O.B. SUBMISSION	27 APR 15
5	CD PROGRESS ISSUE 4	01 JUN 15
	D.O.B. AMENDMENT 1	24 JUL 15
	D.O.B. AMENDMENT 2	21 SEP 15
6	CD PROGRESS ISSUE 6	02 NOV 15
7	CMU, DRYWALL, HOLLOW METAL DOORS UP TO 12F	14 JAN 16
8	CD PROGRESS ISSUE 7	29 JAN 16
9	CD ISSUE 8 - GMP SET	31 MAR 16
10	CD BULLETIN ISSUE - 6	26 AUG 16
	D.O.B. AMENDMENT 3	03 OCT 16
11	CD BULLETIN ISSUE - 9	13 FEB 17
	D.O.B. AMENDMENT 4	12 DEC 17
12	NEXT ISSUE	Date 25

D.O.B. SUBMISSION

Discrepancies must be reported immediately to the Architect before proceeding. Only figured dimensions are to be used. Contractors must check all dimensions on site. This drawing is protected by copyright.

ALL DIMENSIONS ARE SHOWN IN IMPERIAL.

CONSULTANT:

AAI ARCHITECTS, P.C.

PROJECT:

217 WEST 57TH STREET
NEW YORK, NY

DRAWING TITLE:

EAST-WEST BUILDING SECTION

SEAL & SIGNATURE:

REGISTERED ARCHITECT
JAN DAVID JAMES
NEW YORK
No. 026851
STATE OF NEW YORK

DATE:	05 DEC 14
PROJECT No:	1216-00
DRAWN: Author	REV:
CHK: Checker	12
SCALE: 1/16" = 1'-0"	
DWG No:	A-304.03
DOB PAGE No:	20 of 33

DOB EMPLOYEE STAMP:

DOB B-SCAN:

DEPT OF BLDGS 421263426 Job Number
E385451769 Scan Code
36" x 48" Arch E SHEET SIZE
FILE NAME:
PLOT DATE: 1/10/2018 12:15:53 PM

DEPT OF BLDGS 421258305 Job Number
E3412549682 Scan Code

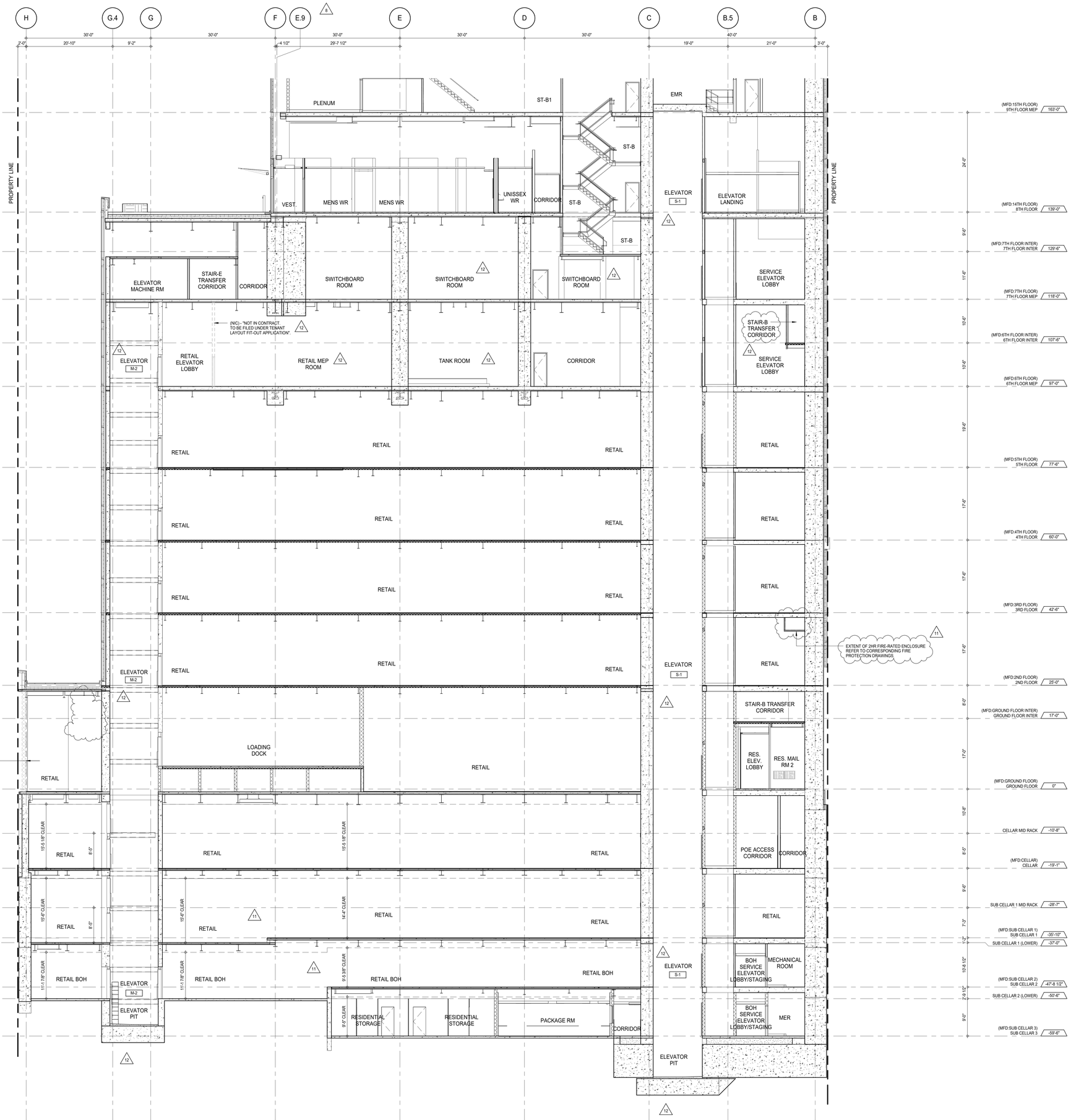

KEY PLAN:

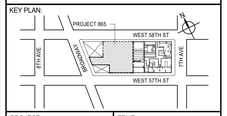

PROJECT NORTH

TRUE NORTH

DEVELOPER:
EXTELL DEVELOPMENT COMPANY
805 THIRD AVENUE, 7TH FLOOR
New York, NY 10022 USA
TEL: 212 712 6000 FAX: 212 712 6100

DESIGN ARCHITECT: Base Building Shell & Core
ADRIAN SMITH + GORDON GILL ARCHITECTURE
111 WEST MONROE STREET SUITE 2300
CHICAGO IL 60603
TEL: 312 920 1888 FAX: 312 920 1775

INTERIOR DESIGNER: Residential
Rottet Architecture and Design Studio, PLLC
298 Fifth Ave, 7th Floor
New York, NY 10001
TEL: 646 998 7000 FAX:

ARCHITECT OF RECORD: Base Building Shell, Core, & Residential
AAI ARCHITECTS, P.C.
401 Wellington St. W., 3rd Floor
Toronto, ON M5V 1E7 Canada
TEL: 416 967 1500 FAX: 416 967 7150

STRUCTURAL ENGINEERS:
WSP CANTOR SEINUK
228 EAST 45th Street
New York, NY 10017 USA
TEL: 212 687 9888 FAX: 646 487 5501

MEP ENGINEERS:
AKF GROUP
165 Broadway, 22nd Floor
New York, NY 10006 USA
TEL: 212 354 5656 FAX: 212 354 5668

GEOTECHNICAL ENGINEERS:
Langan Engineering & Environmental Services
21 Penn Plaza - 360 West 31st Street, 8th Floor
New York, NY 10001-2727
TEL: 212 479 5400 FAX: 212 479 5444

CODE CONSULTANTS:
Construction Consulting Associates
100 Church Street
New York, NY 10007
TEL: 212 385 1818 FAX: 212 385 1911

CURTAINWALL CONSULTANT:
AJLP Consulting
40 Worth Street. Suite 826
New York, NY 10013
TEL: 212 757 5659 FAX: 646 219 8508

LANDMARK/PRESERVATION CONSULTANT:
Jan Hird Pokorny Associates, Inc.
39 West 37th Street, 12A
New York, NY 10018
TEL: 212 759 6462 FAX: 212 759 6540

No.	DESCRIPTION	DATE
1	CD PROGRESS ISSUE 1	15 OCT 14
2	CD PROGRESS ISSUE 2	19 DEC 14
3	D.O.B. SUBMISSION	18 FEB 15
4	CD PROGRESS ISSUE 3	09 MAR 15
	D.O.B. SUBMISSION	27 APR 15
5	CD PROGRESS ISSUE 4	01 JUN 15
	D.O.B. AMENDMENT 1	24 JUL 15
6	CD PROGRESS ISSUE 5	10 AUG 15
	D.O.B. AMENDMENT 2	21 SEP 15
7	CD PROGRESS ISSUE 6	02 NOV 15
8	CMU, DRYWALL, HOLLOW METAL DOORS UP TO 12F	14 JAN 16
9	CD PROGRESS ISSUE 7	29 JAN 16
10	CD ISSUE 8 - GMP SET	31 MAR 16
11	CD BULLETIN ISSUE - 6	26 AUG 16
12	ASI ISSUE - 11	16 DEC 16
	D.O.B. AMENDMENT 4	12 DEC 17

0 4' - 0" 8' - 0" 16' - 0"

D.O.B. SUBMISSION

Discrepancies must be reported immediately to the Architect before proceeding. Only figured dimensions are to be used. Contractors must check all dimensions on site. This drawing is protected by copyright.

ALL DIMENSIONS ARE SHOWN IN IMPERIAL.

CONSULTANT:

AAI ARCHITECTS, P.C.

PROJECT:

217 WEST 57TH STREET
NEW YORK, NY

DRAWING TITLE:

PARTIAL SECTION - EAST WEST - SC3 TO 9TH FLOOR

SEAL & SIGNATURE:

REGISTERED ARCHITECT DAVID JAMES 022551 STATE OF NEW YORK

DATE:	15 OCT 14
PROJECT No:	1216-00
DRAWN: Author	REV:
CHK: Checker	12
SCALE: 1/8" = 1'-0"	
DWG No:	A-316.03
DOB PAGE No:	21 of 33

DOB EMPLOYEE STAMP:

DOB B-SCAN:

36" x 48" Arch E SHEET SIZE
FILE NAME:
PLOT DATE: 10/13/2017 4:08:51 PM

DEPT OF BLDGS 421263426 Job Number
E300365505 Scan Code

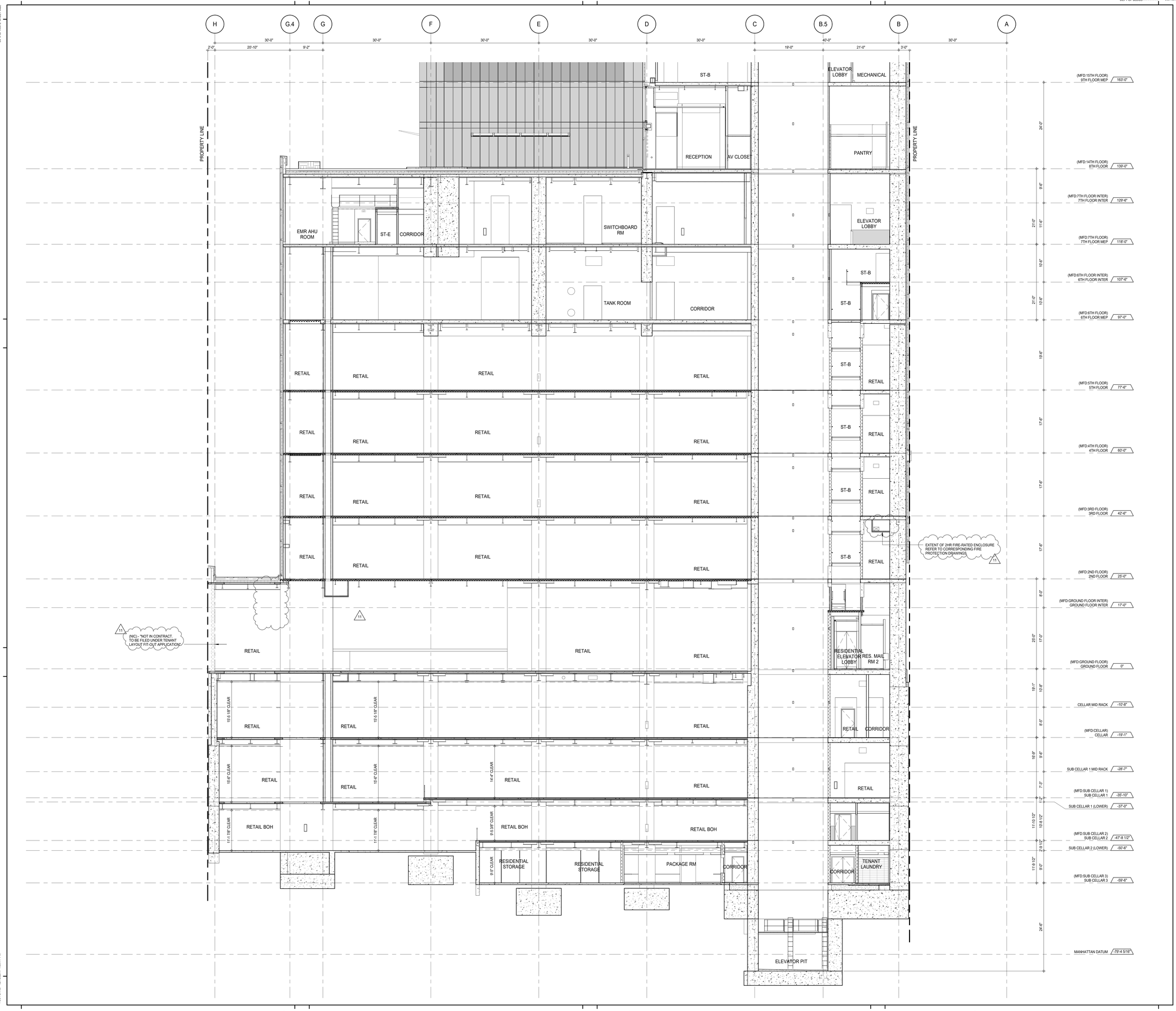

KEY PLAN:

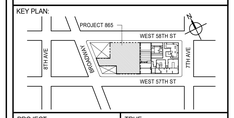

PROJECT NORTH: TRUE NORTH

DEVELOPER:
EXTELL DEVELOPMENT COMPANY
805 THIRD AVENUE, 7TH FLOOR
New York, NY 10022 USA
TEL: 212 712 6000 FAX: 212 712 6100

DESIGN ARCHITECT: Base Building Shell & Core
ADRIAN SMITH + GORDON GILL ARCHITECTURE
111 WEST MONROE STREET SUITE 2300
CHICAGO IL 60603
TEL: 312 920 1888 FAX: 312 920 1775

INTERIOR DESIGNER: Residential
Rottet Architecture and Design Studio, PLLC
298 Fifth Ave, 7th Floor
New York, NY 10001
TEL: 646 998 7000 FAX:

ARCHITECT OF RECORD: Base Building Shell, Core, & Residential
AAI ARCHITECTS, P.C.
401 Wellington St. W., 3rd Floor
Toronto, ON M5V 1E7 Canada
TEL: 416 967 1500 FAX: 416 967 7150

STRUCTURAL ENGINEERS:
WSP CANTOR SEINUK
228 EAST 45th Street
New York, NY 10017 USA
TEL: 212 687 9888 FAX: 646 487 5501

MEP ENGINEERS:
AKF GROUP
165 Broadway, 22nd Floor
New York, NY 10006 USA
TEL: 212 354 5656 FAX: 212 354 5668

GEOTECHNICAL ENGINEERS:
Langan Engineering & Environmental Services
21 Penn Plaza - 360 West 31st Street, 8th Floor
New York, NY 10001-2727
TEL: 212 479 5400 FAX: 212 479 5444

CODE CONSULTANTS:
Construction Consulting Associates
100 Church Street
New York, NY 10007
TEL: 212 385 1818 FAX: 212 385 1911

CURTAINWALL CONSULTANT:
AJLP Consulting
40 Worth Street. Suite 826
New York, NY 10013
TEL: 212 757 5659 FAX: 646 219 8508

LANDMARK/PRESERVATION CONSULTANT:
Jan Hird Pokorny Associates, Inc.
39 West 37th Street, 12A
New York, NY 10018
TEL: 212 759 6462 FAX: 212 759 6540

No.	DESCRIPTION	DATE
1	CD PROGRESS ISSUE 1	15 OCT 14
2	CD PROGRESS ISSUE 2	19 DEC 14
3	D.O.B. SUBMISSION	18 FEB 15
4	CD PROGRESS ISSUE 3	09 MAR 15
	D.O.B. SUBMISSION	27 APR 15
5	CD PROGRESS ISSUE 4	01 JUN 15
	D.O.B. AMENDMENT 1	24 JUL 15
6	CD PROGRESS ISSUE 5	10 AUG 15
	D.O.B. AMENDMENT 2	21 SEP 15
7	CD PROGRESS ISSUE 6	02 NOV 15
8	CMU, DRYWALL, HOLLOW METAL DOORS UP TO 12F	14 JAN 16
9	CD PROGRESS ISSUE 7	29 JAN 16
10	CD ISSUE 8 - GMP SET	31 MAR 16
11	CD BULLETIN ISSUE - 6	26 AUG 16
	D.O.B. AMENDMENT 4	12 DEC 17

0 4' - 0" 8' - 0" 16' - 0"

D.O.B. SUBMISSION

Discrepancies must be reported immediately to the Architect before proceeding. Only figured dimensions are to be used. Contractors must check all dimensions on site. This drawing is protected by copyright.

ALL DIMENSIONS ARE SHOWN IN IMPERIAL.

CONSULTANT:
AAI ARCHITECTS, P.C.

PROJECT:
217 WEST 57TH STREET
NEW YORK, NY

DRAWING TITLE:
PARTIAL SECTION - EAST WEST - SC3
TO 9TH FLOOR

SEAL & SIGNATURE:

DATE:	15 OCT 14
PROJECT No:	1216-00
DRAWN: Author	REV:
CHK: Checker	11
SCALE: 1/8" = 1'-0"	
DWG No:	A-322.03
DOB PAGE No:	22 of 33

DOB EMPLOYEE STAMP: DOB B-SCAN:

36" x 48" Arch E - SHEET SIZE
FILE NAME:
PLOT DATE: 03/13/2017 4:09:17 PM

DEPT OF BLDGS 421267905 Job Number
E376163439 Scan Code

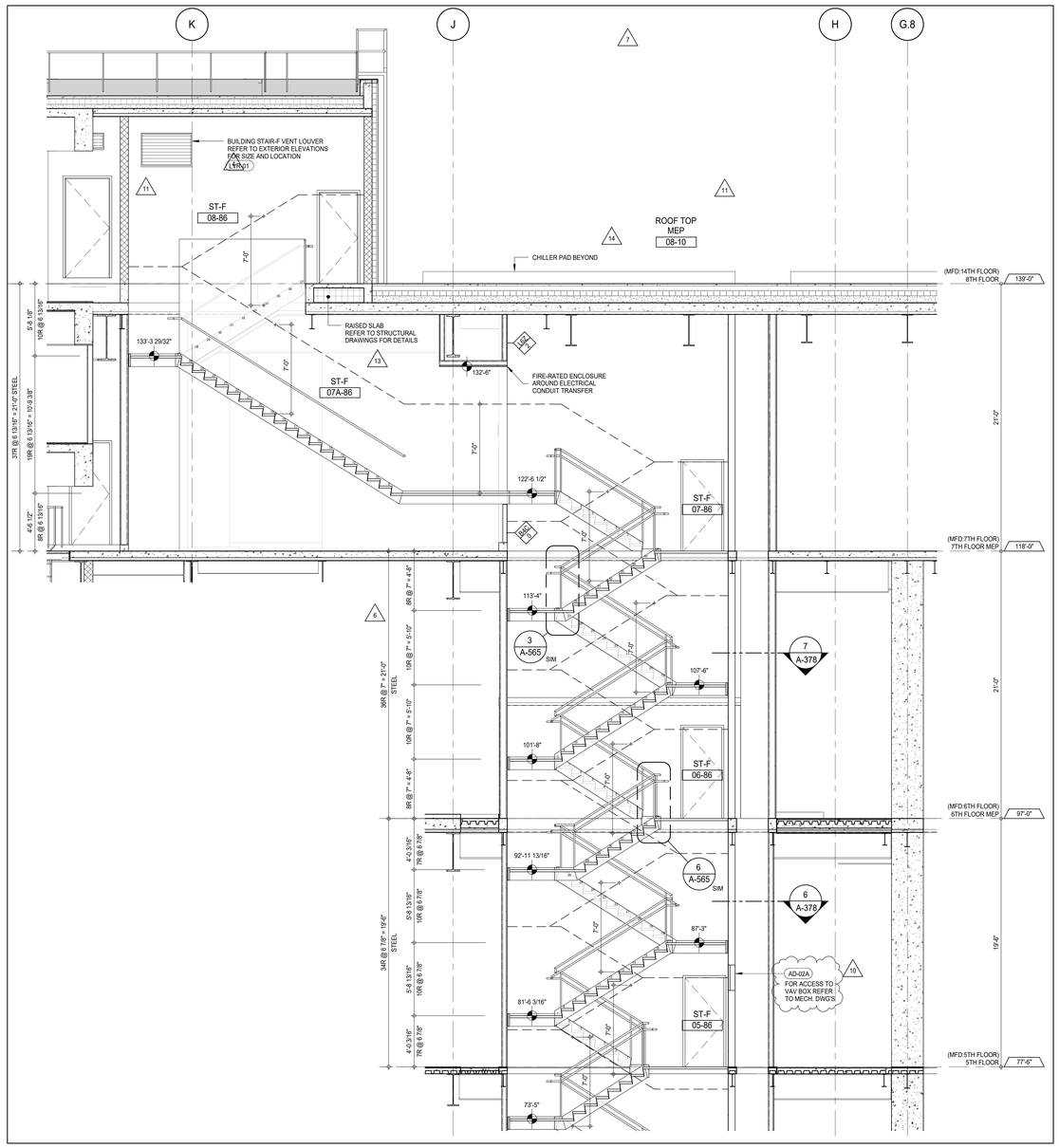

STAIR ST-F SECTION LOOKING NORTH - 5TH TO 8TH FLOORS (3)
A-378
1/4" = 1'-0"

NOTE:

- STAIR HEADROOM CLEARANCE SHOWN IS THE CODE REQUIRED MINIMUM. 1" MUST BE ADDED FOR TOLERANCE AND, WHERE REQUIRED, AN ADDITIONAL 2" FOR FIREPROOFING.
- WHERE FIRE RATED SOFFIT IS BEING PROVIDED, ADD AN ADDITIONAL 1" TO THE SOFFIT ASSEMBLY FOR TOLERANCE.

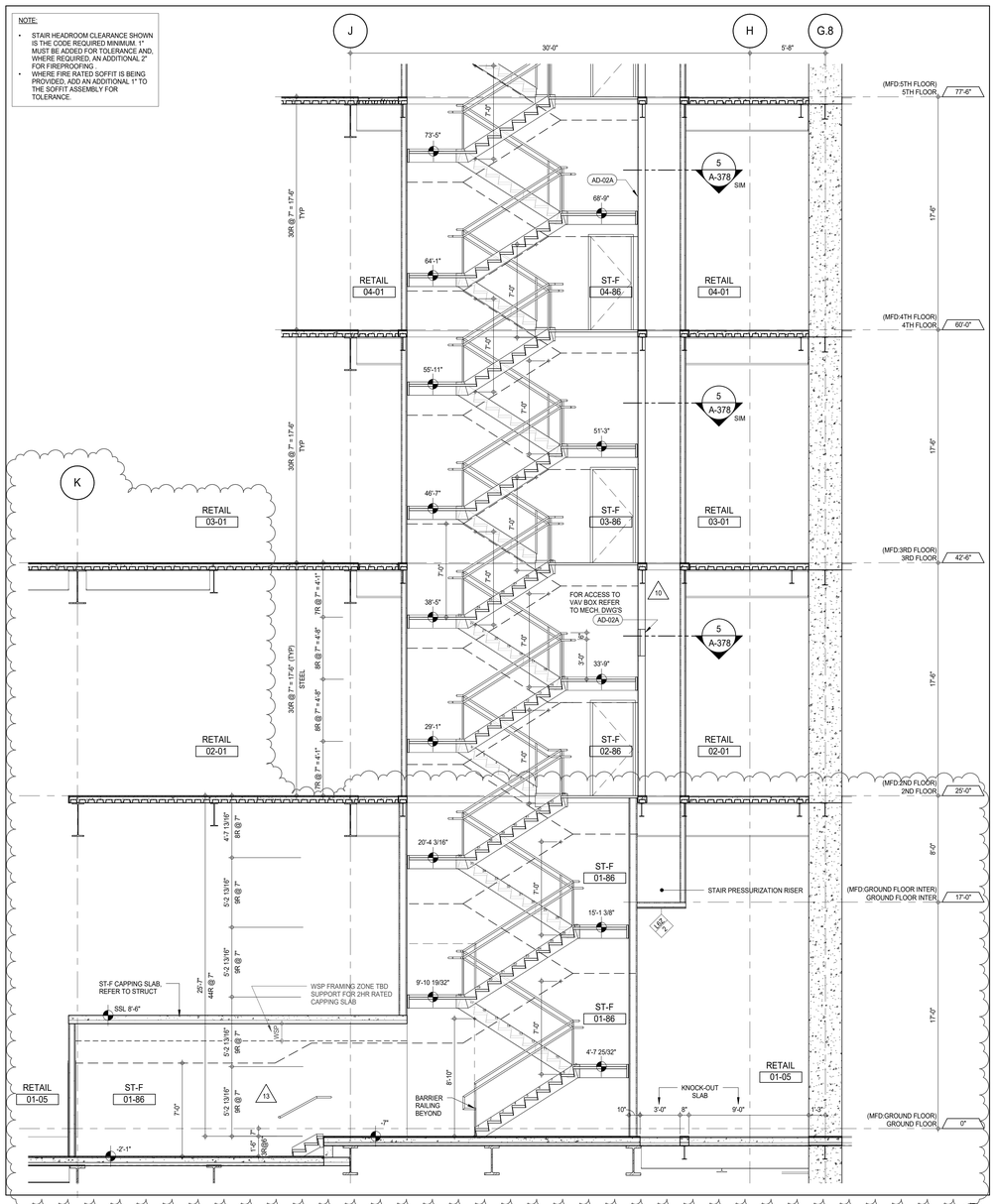

STAIR ST-F SECTION LOOKING NORTH - GROUND TO 5TH FLOORS (2)
A-366
1/4" = 1'-0"

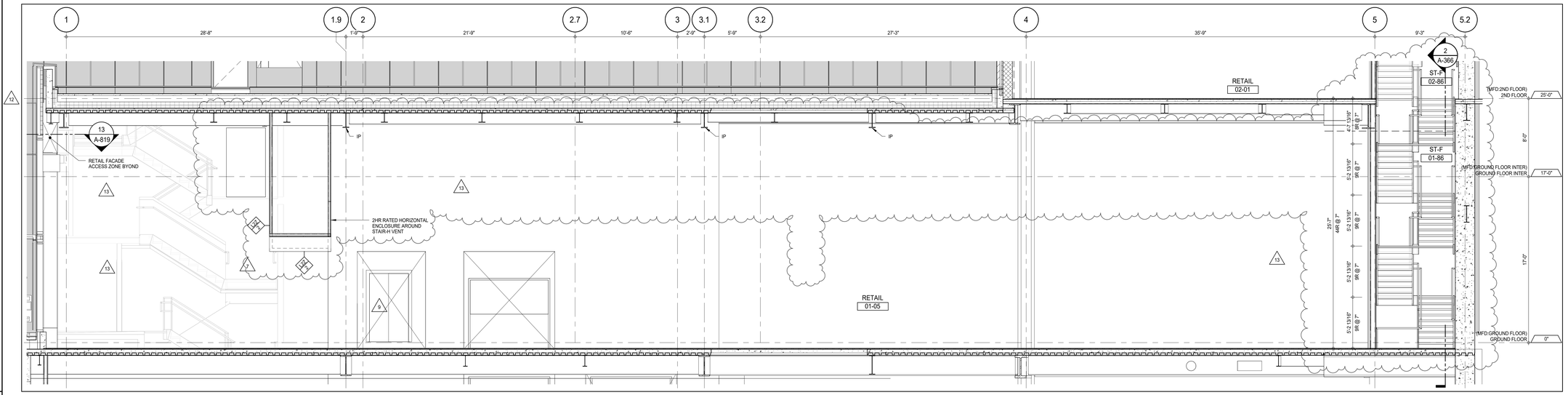

STAIRS ST-F TO ST-E SECTION THRU TRANSFER LOOKING EAST - GROUND TO 2ND FLOORS (1)
A-429
1/4" = 1'-0"

KEY PLAN:

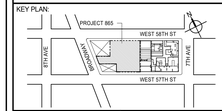

PROJECT NORTH | TRUE NORTH

DEVELOPER:
EXTELL DEVELOPMENT COMPANY
805 THIRD AVENUE, 7TH FLOOR
New York, NY 10022 USA
TEL: 212 712 6000 FAX: 212 712 6100

DESIGN ARCHITECT: Base Building Shell & Core
ADRIAN SMITH + GORDON GILL ARCHITECTURE
111 WEST MONROE STREET SUITE 2300
CHICAGO IL 60603
TEL: 312 920 1888 FAX: 312 920 1775

INTERIOR DESIGNER: Residential
Rottet Architecture and Design Studio, PLLC
298 Fifth Ave, 7th Floor
New York, NY 10001
TEL: 646 998 7000 FAX:

ARCHITECT OF RECORD: Base Building Shell, Core, & Residential
AAI ARCHITECTS, P.C.
401 Wellington St. W., 3rd Floor
Toronto, ON M5V 1E7 Canada
TEL: 416 967 1500 FAX: 416 967 7150

STRUCTURAL ENGINEERS:
WSP CANTOR SEINUK
228 EAST 45th Street
New York, NY 10017 USA
TEL: 212 687 9888 FAX: 646 487 5501

MEP ENGINEERS:
AKF GROUP
165 Broadway, 22nd Floor
New York, NY 10006 USA
TEL: 212 354 5656 FAX: 212 354 5668

GEOTECHNICAL ENGINEERS:
Langan Engineering & Environmental Services
21 Penn Plaza - 360 West 31st Street, 8th Floor
New York, NY 10001-2727
TEL: 212 479 5400 FAX: 212 479 5444

CODE CONSULTANTS:
Construction Consulting Associates
100 Church Street
New York, NY 10007
TEL: 212 385 1818 FAX: 212 385 1911

CURTAINWALL CONSULTANT:
AJLP Consulting
40 Worth Street. Suite 826
New York, NY 10013
TEL: 212 757 5659 FAX: 646 219 8508

LANDMARK/PRESERVATION CONSULTANT:
Jan Hird Pokorny Associates, Inc.
39 West 37th Street, 12A
New York, NY 10018
TEL: 212 759 6462 FAX: 212 759 6540

No.	DESCRIPTION	DATE
1	CD PROGRESS ISSUE 1	15 OCT 14
2	CD PROGRESS ISSUE 2	19 DEC 14
3	D.O.B. SUBMISSION	18 FEB 15
4	CD PROGRESS ISSUE 3	09 MAR 15
	D.O.B. SUBMISSION	27 APR 15
5	CD PROGRESS ISSUE 4	01 JUN 15
6	CD PROGRESS ISSUE 5	10 AUG 15
	D.O.B. AMENDMENT 2	21 SEP 15
7	CD PROGRESS ISSUE 6	02 NOV 15
8	CMU, DRYWALL, HOLLOW METAL DOORS UP TO 12F	14 JAN 16
9	CD PROGRESS ISSUE 7	29 JAN 16
10	CD ISSUE 8 - GMP SET	31 MAR 16
11	CD BULLETIN ISSUE - 3	25 MAY 16
12	CD BULLETIN ISSUE - 4	15 JUL 16
13	CD BULLETIN ISSUE - 6	26 AUG 16
14	ASI ISSUE - 11	16 DEC 16
	D.O.B. AMENDMENT 4	12 DEC 17

0 2'-0" 4'-0" 8'-0"

D.O.B. SUBMISSION

Discrepancies must be reported immediately to the Architect before proceeding. Only figured dimensions are to be used. Contractors must check all dimensions on site. This drawing is protected by copyright.

ALL DIMENSIONS ARE SHOWN IN IMPERIAL.

CONSULTANT:
AAI ARCHITECTS, P.C.

PROJECT:
217 WEST 57TH STREET
NEW YORK, NY

DRAWING TITLE:
STAIRS ST-F SECTIONS

SEAL & SIGNATURE:

DATE:	15 OCT 14
PROJECT No:	1216-00
DRAWN: Author	REV: 14
CHK: Checker	
SCALE: 1/4" = 1'-0"	
DWG No:	A-366.02
DOB PAGE No:	23 of 33

DOB EMPLOYEE STAMP: DOB B-SCAN:

36" x 48" Arch E SHEET SIZE
FILE NAME:
PLOT DATE: 12/13/2017 7:09:42 PM

DEPT OF BLDGS 421208305 Job Number
E3C209994170 Scan Code

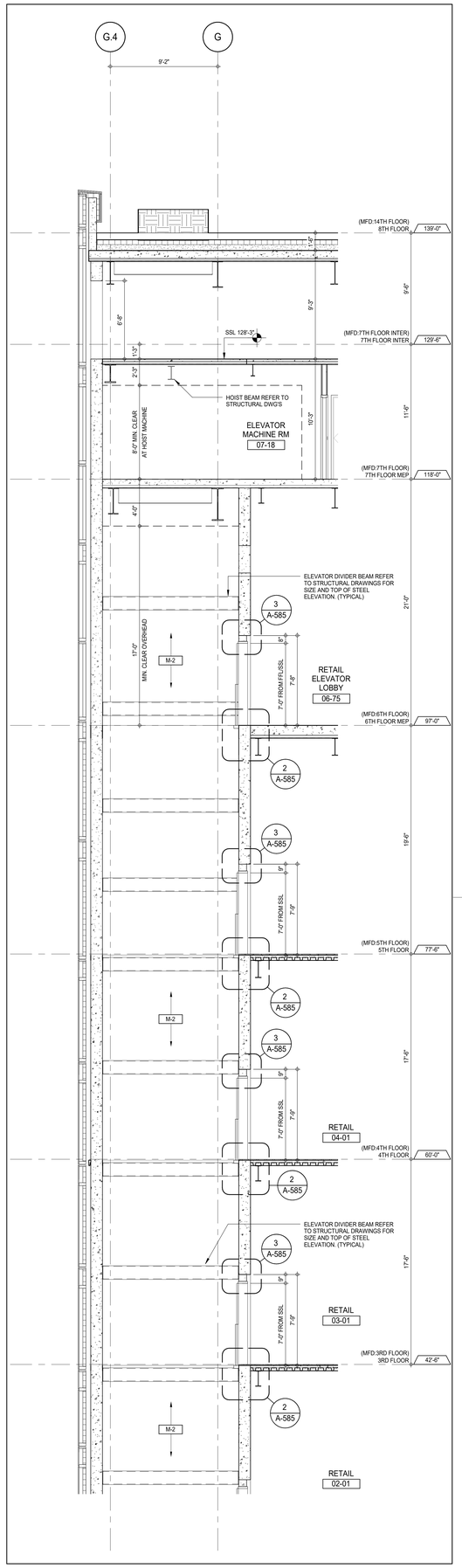

ELEVATOR M-2 SECTION - 3RD TO 7TH FLOOR EMR (4)
A-439
1/4" = 1'-0"

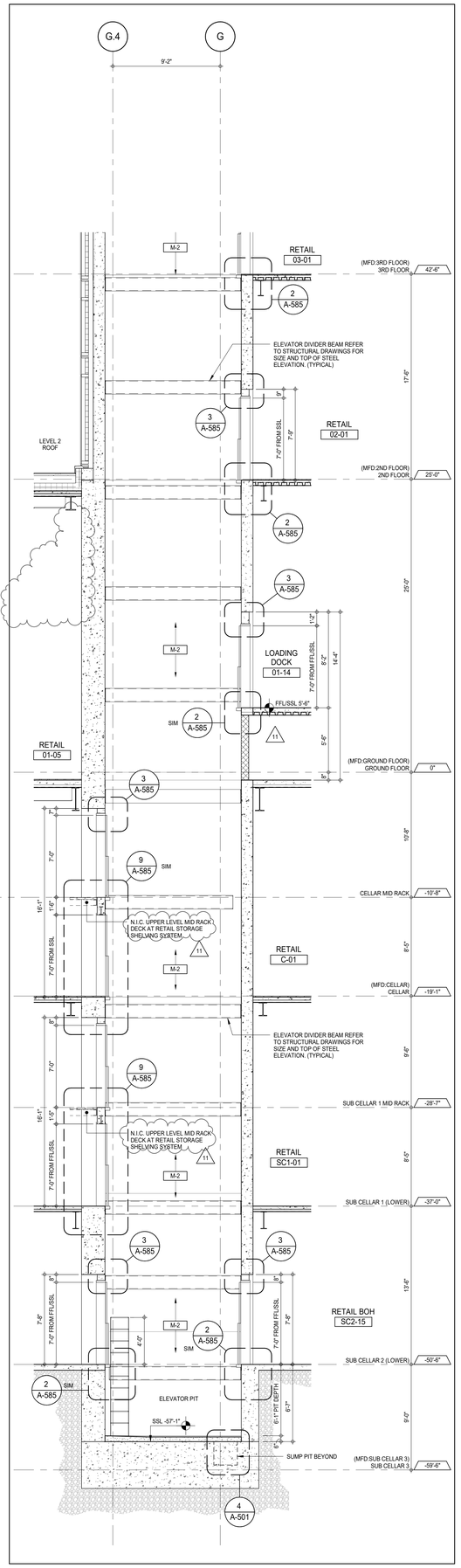

ELEVATOR M-2 SECTION - PIT TO 2ND FLOOR (3)
A-403
1/4" = 1'-0"

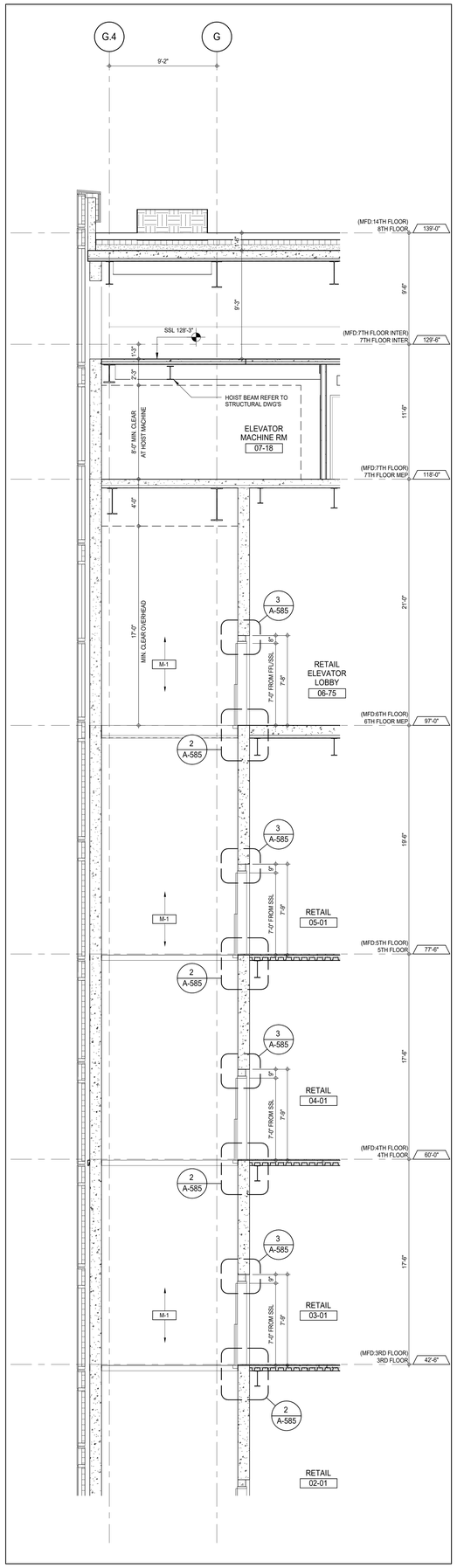

ELEVATOR M-1 SECTION - 3RD TO 7TH FLOOR EMR (2)
A-439
1/4" = 1'-0"

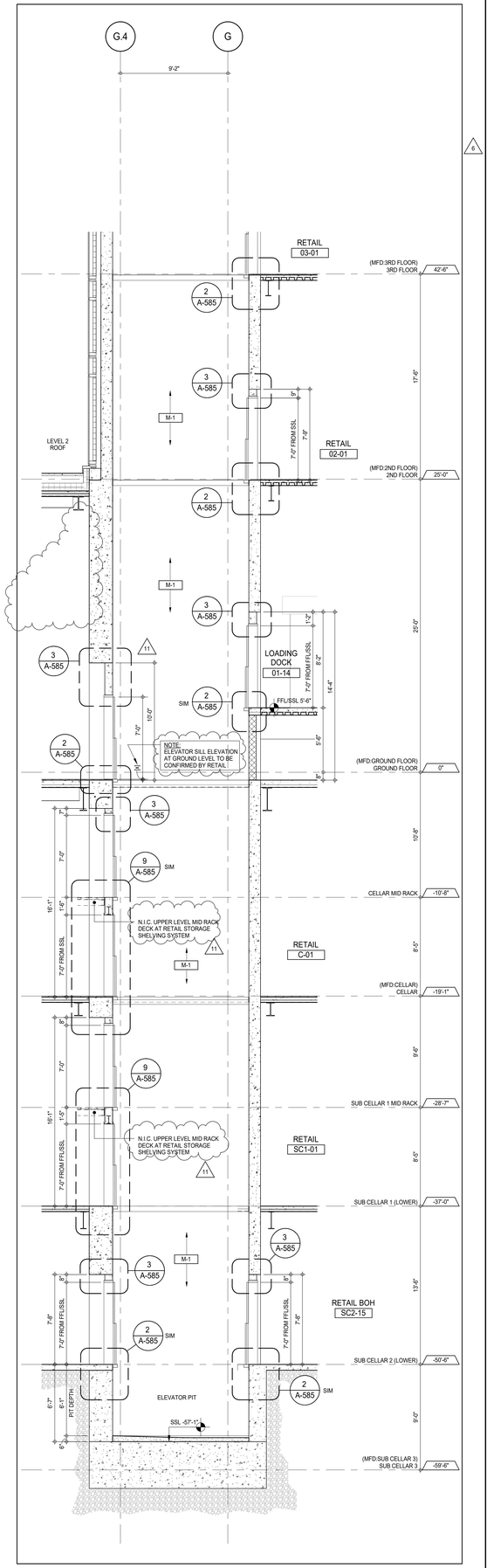

ELEVATOR M-1 SECTION - PIT TO 2ND FLOOR (1)
A-403
1/4" = 1'-0"

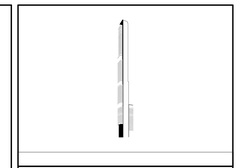

KEY PLAN:

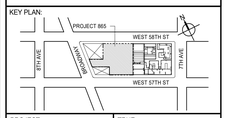

PROJECT NORTH: TRUE NORTH

DEVELOPER:
EXTELL DEVELOPMENT COMPANY
805 THIRD AVENUE, 7TH FLOOR
New York, NY 10022 USA
TEL: 212 712 6000 FAX: 212 712 6100

DESIGN ARCHITECT: Base Building Shell & Core
ADRIAN SMITH + GORDON GILL ARCHITECTURE
111 WEST MONROE STREET SUITE 2300
CHICAGO IL 60603
TEL: 312 920 1888 FAX: 312 920 1775

INTERIOR DESIGNER: Residential
Rottet Architecture and Design Studio, PLLC
298 Fifth Ave, 7th Floor
New York, NY 10001
TEL: 646 998 7000 FAX:

ARCHITECT OF RECORD: Base Building Shell, Core, & Residential
AAI ARCHITECTS, P.C.
401 Wellington St. W., 3rd Floor
Toronto, ON M5V 1E7 Canada
TEL: 416 967 1500 FAX: 416 967 7150

STRUCTURAL ENGINEERS:
WSP CANTOR SEINUK
228 EAST 45th Street
New York, NY 10017 USA
TEL: 212 687 9888 FAX: 646 487 5501

MEP ENGINEERS:
AKF GROUP
165 Broadway, 22nd Floor
New York, NY 10006 USA
TEL: 212 354 5656 FAX: 212 354 5668

GEOTECHNICAL ENGINEERS:
Langan Engineering & Environmental Services
21 Penn Plaza - 360 West 31st Street, 8th Floor
New York, NY 10001-2727
TEL: 212 479 5400 FAX: 212 479 5444

CODE CONSULTANTS:
Construction Consulting Associates
100 Church Street
New York, NY 10007
TEL: 212 385 1818 FAX: 212 385 1911

CURTAINWALL CONSULTANT:
AJLP Consulting
40 Worth Street. Suite 826
New York, NY 10013
TEL: 212 757 5659 FAX: 646 219 8508

LANDMARK/PRESERVATION CONSULTANT:
Jan Hird Pokorny Associates, Inc.
39 West 37th Street, 12A
New York, NY 10018
TEL: 212 759 6462 FAX: 212 759 6540

No.	DESCRIPTION	DATE
1	CD PROGRESS ISSUE 1	15 OCT 14
2	CD PROGRESS ISSUE 2	19 DEC 14
3	D.O.B. SUBMISSION	18 FEB 15
4	CD PROGRESS ISSUE 3	09 MAR 15
	D.O.B. SUBMISSION	27 APR 15
5	CD PROGRESS ISSUE 4	01 JUN 15
6	CD PROGRESS ISSUE 5	10 AUG 15
	D.O.B. AMENDMENT 2	21 SEP 15
7	CD PROGRESS ISSUE 6	02 NOV 15
8	CMU, DRYWALL, HOLLOW METAL DOORS UP TO 12F	14 JAN 16
9	CD PROGRESS ISSUE 7	29 JAN 16
10	CD ISSUE 8 - GMP SET	31 MAR 16
11	ASI ISSUE - 11	16 DEC 16
	D.O.B. AMENDMENT 4	12 DEC 17

0 2' - 0" 4' - 0" 8' - 0"

D.O.B. SUBMISSION

Discrepancies must be reported immediately to the Architect before proceeding. Only figured dimensions are to be used. Contractors must check all dimensions on site. This drawing is protected by copyright.

ALL DIMENSIONS ARE SHOWN IN IMPERIAL.

CONSULTANT:

AAI ARCHITECTS, P.C.

PROJECT:

217 WEST 57TH STREET
NEW YORK, NY

DRAWING TITLE:

PODIUM ELEVATORS M-1 & M-2
ENLARGED SECTIONS

SEAL & SIGNATURE:

REGISTERED ARCHITECT DAVID GILL 022858 STATE OF NEW YORK

DATE:	15 OCT 14
PROJECT No:	1216-00
DRAWN: Author	REV: 11
CHK: Checker	
SCALE: 1/4" = 1'-0"	
DWG No:	A-380.02
DOB PAGE No:	24 of 33

DOB EMPLOYEE STAMP: DOB B-SCAN:

36" x 48" Arch E SHEET SIZE
FILE NAME:
PLOT DATE: 10/13/2017 4:10:56 PM

DEPT OF BLDGS 421258305 Job Number
E3A1205700 Scan Code

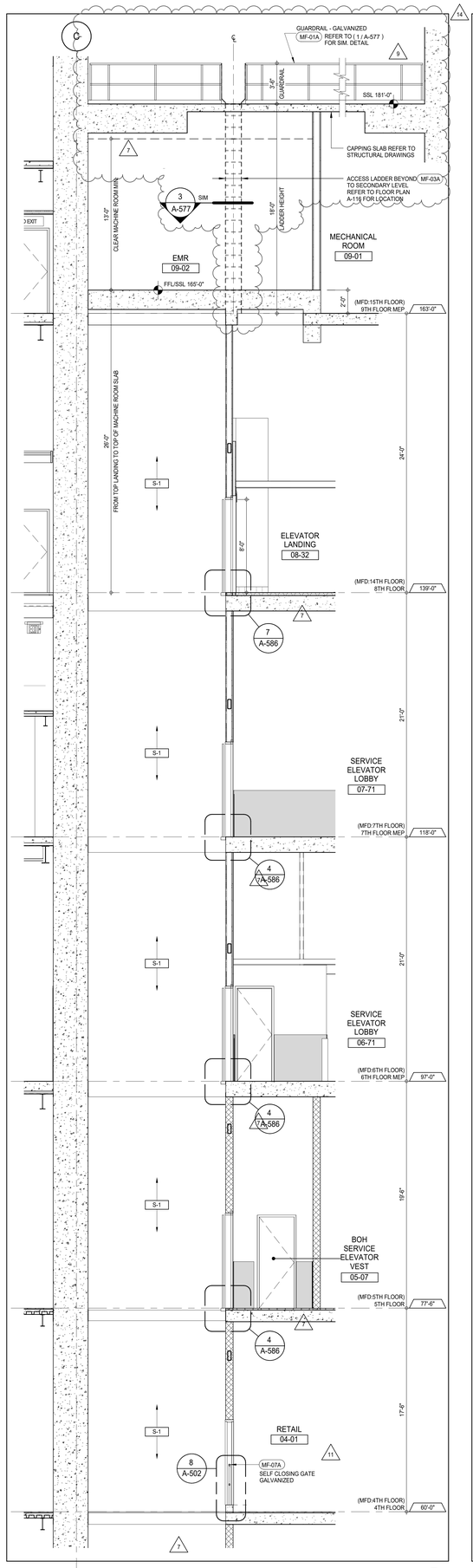

ELEVATOR S-1 SECTION - 5TH TO 9TH FLOOR EMR 5
A-114 1/4" = 1'-0"

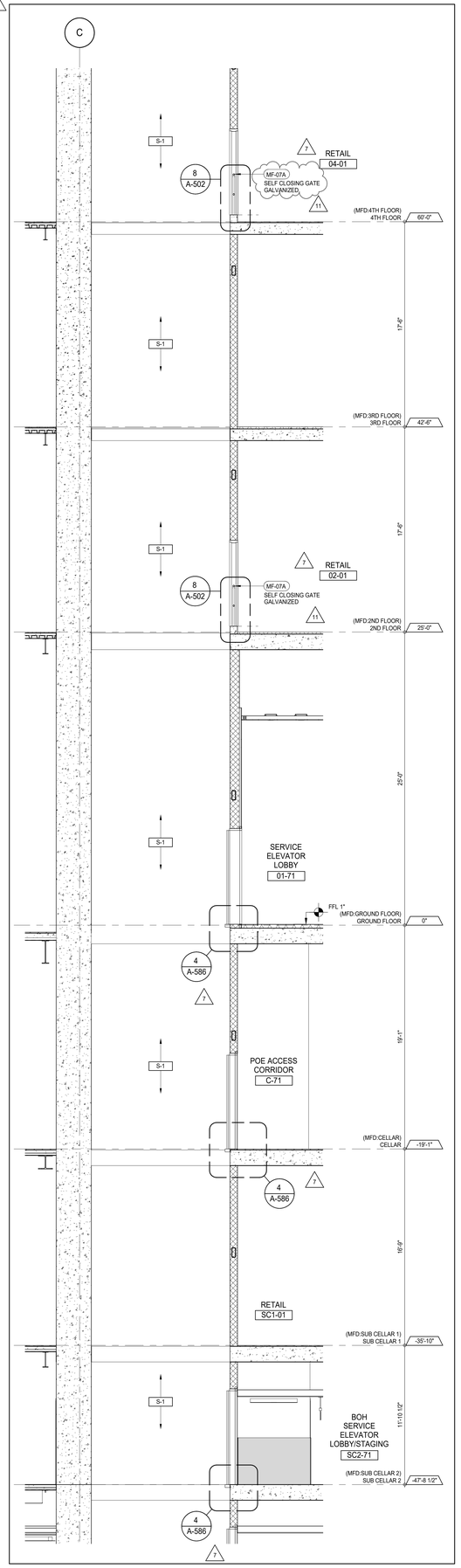

ELEVATOR S-1 SECTION - SUB CELLAR 1 TO 4TH FLOOR 4
A-405 1/4" = 1'-0"

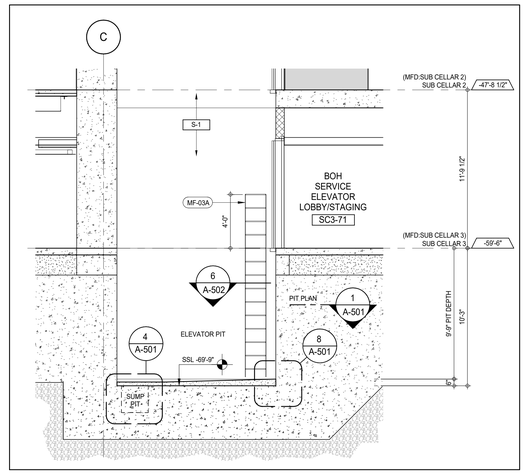

ELEVATOR S-1 SECTION - PIT TO SUB CELLAR 2 3
A-402 1/4" = 1'-0"

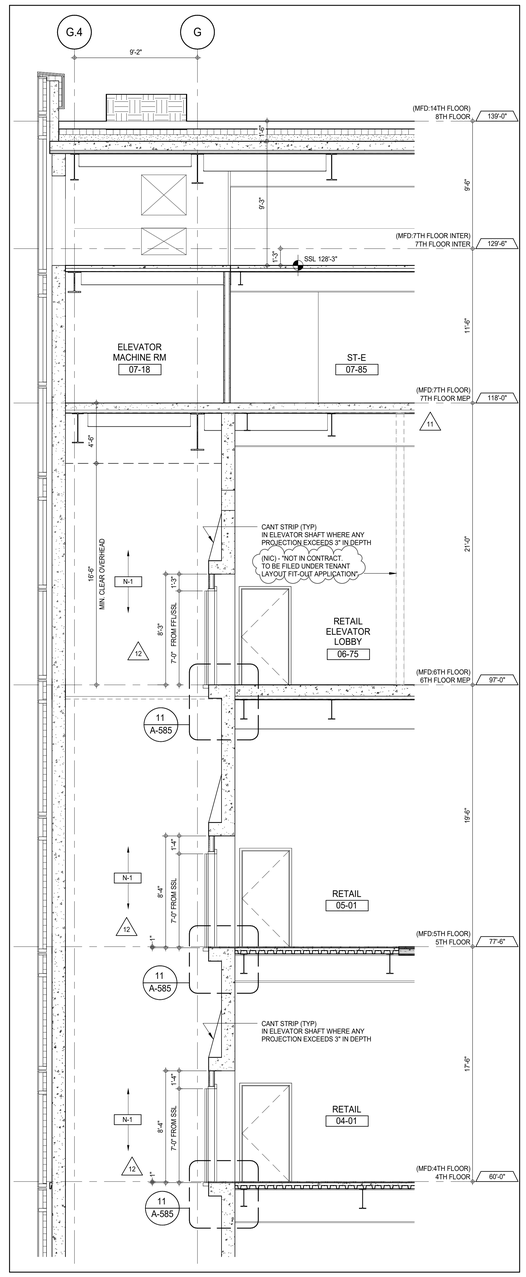

ELEVATOR N-1 SECTION - 4TH TO 6TH FLOOR 2
A-451 1/4" = 1'-0"

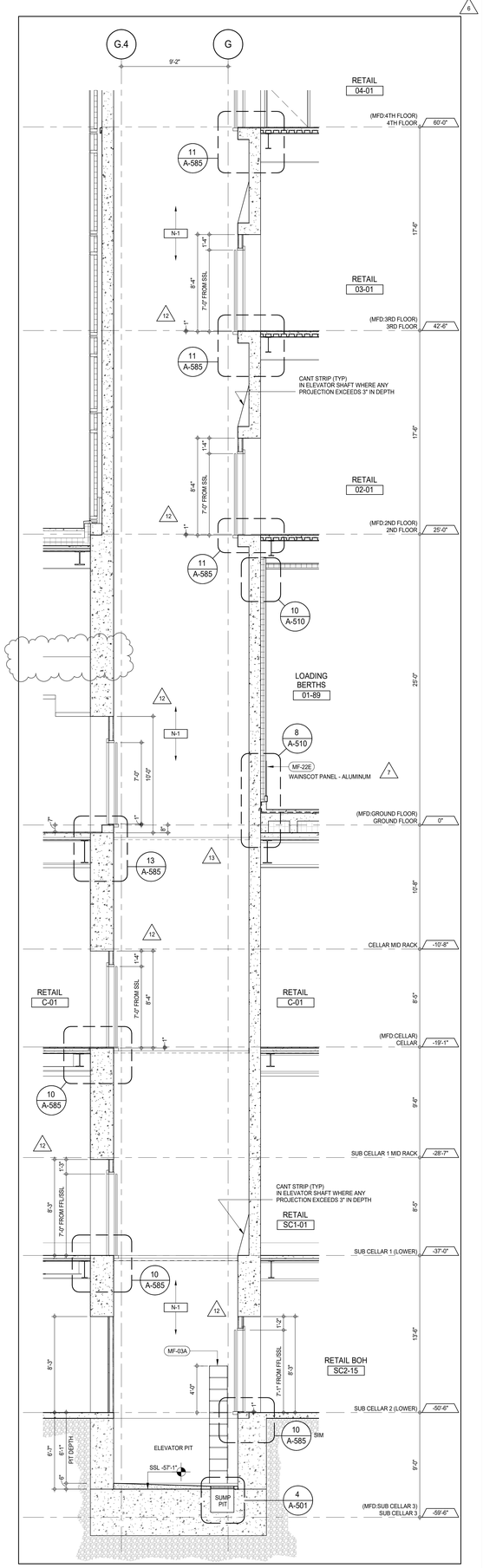

ELEVATOR N-1 SECTION - PIT TO 3RD FLOOR 1
A-361 1/4" = 1'-0"

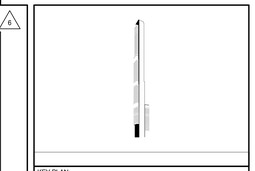

KEY PLAN:

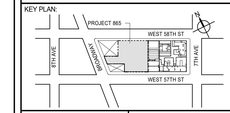

PROJECT NORTH: TRUE NORTH

DEVELOPER:
EXTELL DEVELOPMENT COMPANY
805 THIRD AVENUE, 7TH FLOOR
New York, NY 10022 USA
TEL: 212 712 6000 FAX: 212 712 6100

DESIGN ARCHITECT: Base Building Shell & Core
ADRIAN SMITH + GORDON GILL ARCHITECTURE
111 WEST MONROE STREET SUITE 2300
CHICAGO IL 60603
TEL: 312 920 1888 FAX: 312 920 1775

INTERIOR DESIGNER: Residential
Rottet Architecture and Design Studio, PLLC
298 Fifth Ave, 7th Floor
New York, NY 10001
TEL: 646 998 7000 FAX:

ARCHITECT OF RECORD: Base Building Shell, Core, & Residential
AAI ARCHITECTS, P.C.
401 Wellington St. W., 3rd Floor
Toronto, ON M5V 1E7 Canada
TEL: 416 967 1500 FAX: 416 967 7150

STRUCTURAL ENGINEERS:
WSP CANTOR SEINUK
228 EAST 45th Street
New York, NY 10017 USA
TEL: 212 687 9888 FAX: 646 487 5501

MEP ENGINEERS:
AKF GROUP
165 Broadway, 22nd Floor
New York, NY 10006 USA
TEL: 212 354 5656 FAX: 212 354 5668

GEOTECHNICAL ENGINEERS:
Langan Engineering & Environmental Services
21 Penn Plaza - 360 West 31st Street, 8th Floor
New York, NY 10001-2727
TEL: 212 479 5400 FAX: 212 479 5444

CODE CONSULTANTS:
Construction Consulting Associates
100 Church Street
New York, NY 10007
TEL: 212 385 1818 FAX: 212 385 1911

CURTAINWALL CONSULTANT:
AJLP Consulting
40 Worth Street. Suite 826
New York, NY 10013
TEL: 212 757 5659 FAX: 646 219 8508

LANDMARK/PRESERVATION CONSULTANT:
Jan Hird Pokorny Associates, Inc.
39 West 37th Street, 12A
New York, NY 10018
TEL: 212 759 6462 FAX: 212 759 6540

No.	DESCRIPTION	DATE
1	CD PROGRESS ISSUE 1	15 OCT 14
2	CD PROGRESS ISSUE 2	19 DEC 14
3	D.O.B. SUBMISSION	18 FEB 15
4	CD PROGRESS ISSUE 3	09 MAR 15
	D.O.B. SUBMISSION	27 APR 15
5	CD PROGRESS ISSUE 4	01 JUN 15
6	CD PROGRESS ISSUE 5	10 AUG 15
	D.O.B. AMENDMENT 2	21 SEP 15
7	CD PROGRESS ISSUE 6	02 NOV 15
8	CMU, DRYWALL, HOLLOW METAL DOORS UP TO 12F	14 JAN 16
9	CD PROGRESS ISSUE 7	29 JAN 16
10	CD ISSUE 8 - GMP SET	31 MAR 16
11	CD BULLETIN ISSUE - 6	26 AUG 16
12	ASI ISSUE - 11	16 DEC 16
13	ASI ISSUE - 16	27 JAN 17
14	ASI ISSUE - 22	20 JUL 17
	D.O.B. AMENDMENT 4	12 DEC 17

0 2' - 0" 4' - 0" 8' - 0"

D.O.B. SUBMISSION

Discrepancies must be reported immediately to the Architect before proceeding. Only figured dimensions are to be used. Contractors must check all dimensions on site. This drawing is protected by copyright.

ALL DIMENSIONS ARE SHOWN IN IMPERIAL.

CONSULTANT: AAI ARCHITECTS, P.C.

PROJECT:
217 WEST 57TH STREET
NEW YORK, NY

DRAWING TITLE:
PODIUM ELEVATORS N-1 & S-1
ENLARGED SECTIONS

SEAL & SIGNATURE: REGISTERED ARCHITECT ADE DAVID JAMES No. 026854 STATE OF NEW YORK

DATE:	15 OCT 14
PROJECT No:	1216-00
DRAWN: Author	REV: 14
CHK: Checker	
SCALE: 1/4" = 1'-0"	
DWG No:	A-381.02
DOB PAGE No:	25 of 33

DOB EMPLOYEE STAMP: DOB B-SCAN:

36" x 48" Arch E SHEET SIZE

FILE NAME:
PLOT DATE: 12/13/2017 4:10:38 PM

DEPT OF BLDGS 421263505 Job Number
E304805633 Scan Code

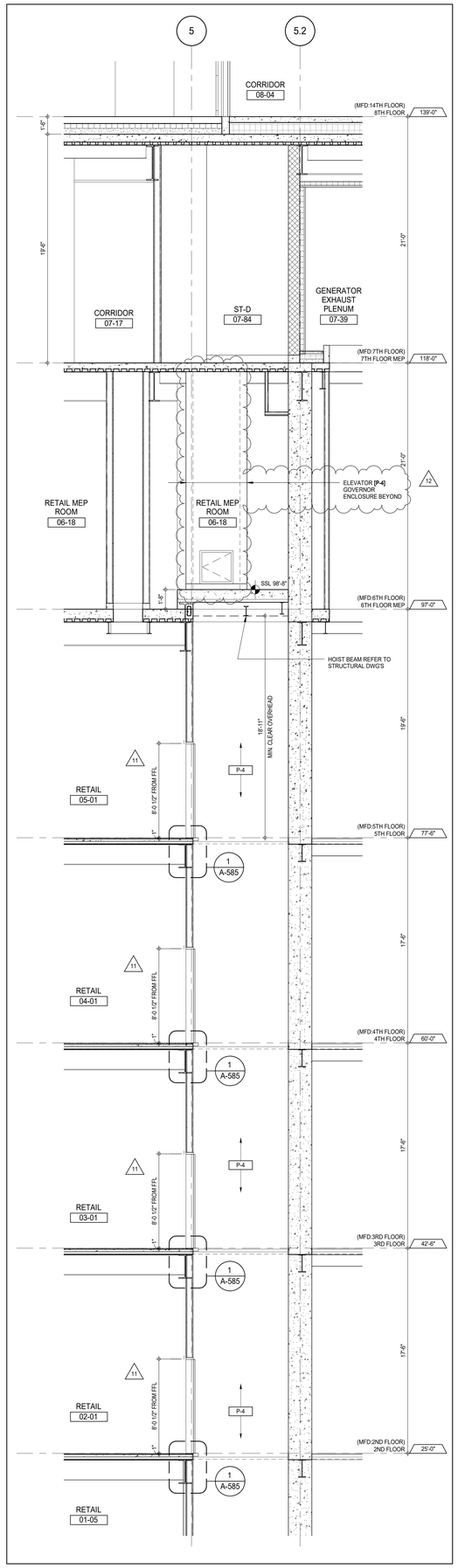

ELEVATOR P-4 SECTION - 2ND TO 5TH FLOORS (P-3 SIM) 4
A-440
1/4" = 1'-0"

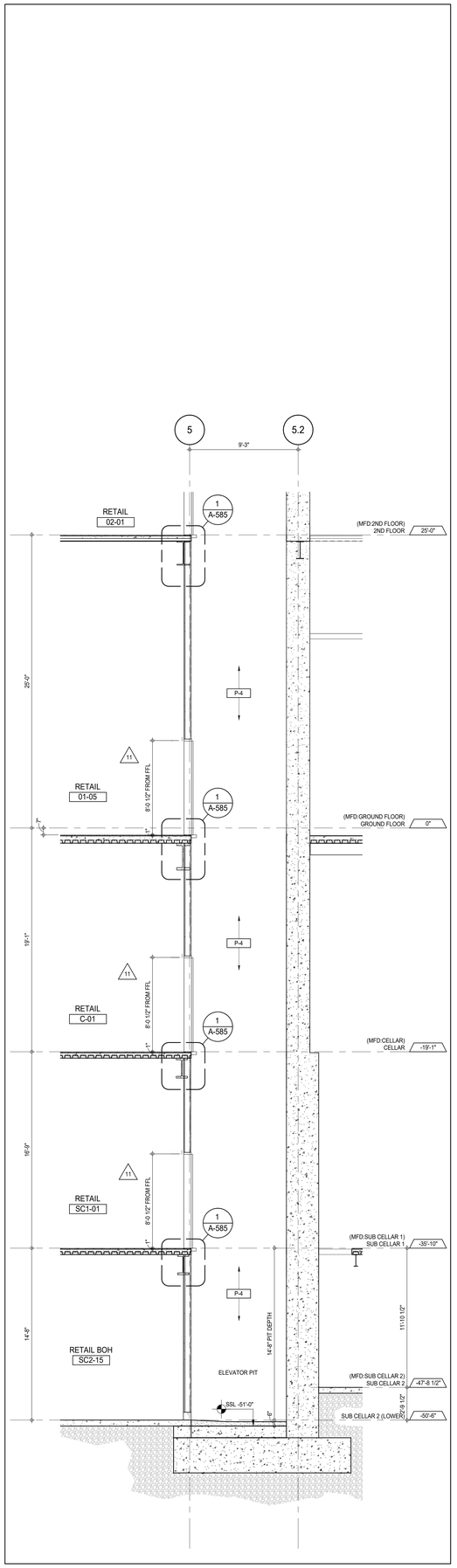

ELEVATOR P-4 SECTION - PIT TO GROUND FLOOR (P-3 SIM) 3
A-410
1/4" = 1'-0"

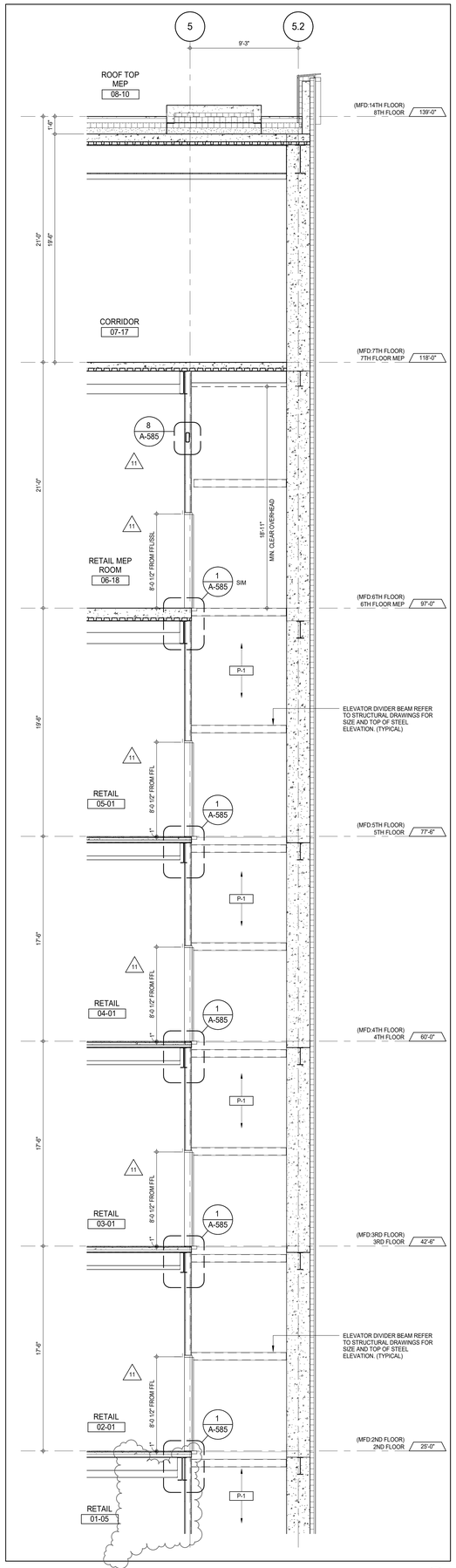

ELEVATOR P-1 SECTION - 2ND TO 6TH FLOORS (P-2 SIM) 2
A-434
1/4" = 1'-0"

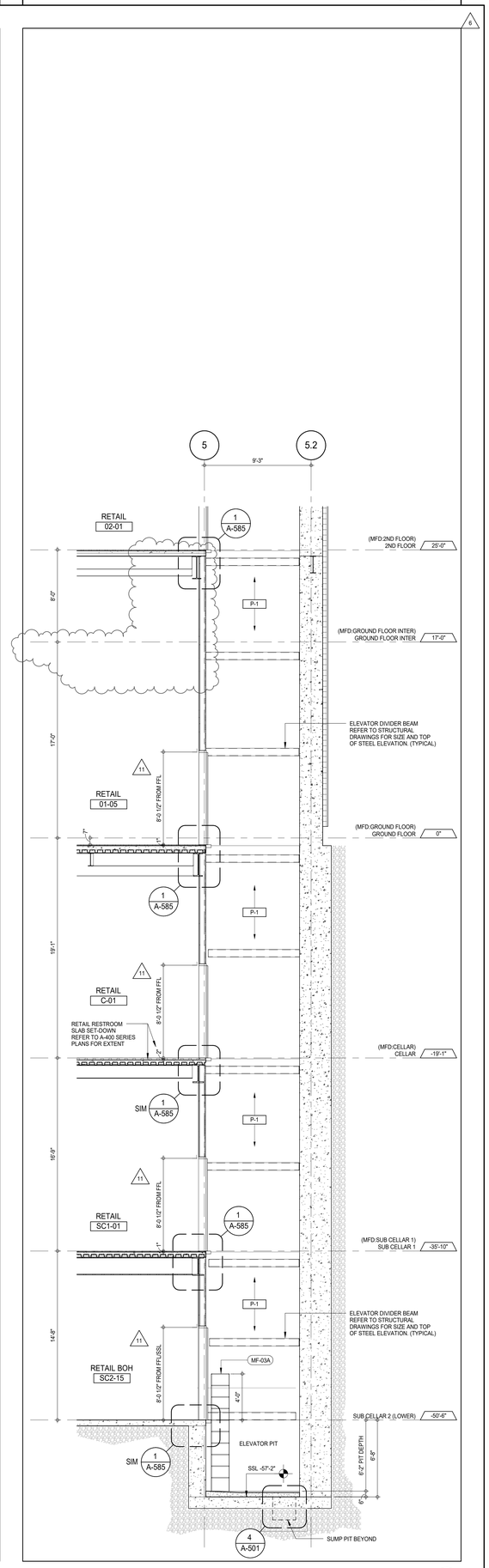

ELEVATOR P-1 SECTION - PIT TO GROUND FLOOR (P-2 SIM) 1
A-404
1/4" = 1'-0"

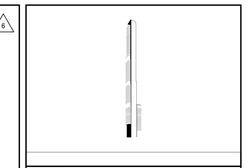

KEY PLAN:

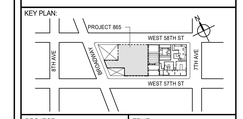

PROJECT NORTH

TRUE NORTH

DEVELOPER:
EXTELL DEVELOPMENT COMPANY
805 THIRD AVENUE, 7TH FLOOR
New York, NY 10022 USA
TEL: 212 712 6000 FAX: 212 712 6100

DESIGN ARCHITECT: Base Building Shell & Core
ADRIAN SMITH + GORDON GILL ARCHITECTURE
111 WEST MONROE STREET SUITE 2300
CHICAGO IL 60603
TEL: 312 920 1888 FAX: 312 920 1775

INTERIOR DESIGNER: Residential
Rottet Architecture and Design Studio, PLLC
298 Fifth Ave, 7th Floor
New York, NY 10001
TEL: 646 998 7000 FAX:

ARCHITECT OF RECORD: Base Building Shell, Core, & Residential
AAI ARCHITECTS, P.C.
401 Wellington St. W., 3rd Floor
Toronto, ON M5V 1E7 Canada
TEL: 416 967 1500 FAX: 416 967 7150

STRUCTURAL ENGINEERS:
WSP CANTOR SEINUK
228 EAST 45th Street
New York, NY 10017 USA
TEL: 212 687 9888 FAX: 646 487 5501

MEP ENGINEERS:
AKF GROUP
165 Broadway, 22nd Floor
New York, NY 10006 USA
TEL: 212 354 5656 FAX: 212 354 5668

GEOTECHNICAL ENGINEERS:
Langan Engineering & Environmental Services
21 Penn Plaza - 360 West 31st Street, 8th Floor
New York, NY 10001-2727
TEL: 212 479 5400 FAX: 212 479 5444

CODE CONSULTANTS:
Construction Consulting Associates
100 Church Street
New York, NY 10007
TEL: 212 385 1818 FAX: 212 385 1911

CURTAINWALL CONSULTANT:
AJLP Consulting
40 Worth Street. Suite 826
New York, NY 10013
TEL: 212 757 5659 FAX: 646 219 8508

LANDMARK/PRESERVATION CONSULTANT:
Jan Hird Pokorny Associates, Inc.
39 West 37th Street, 12A
New York, NY 10018
TEL: 212 759 6462 FAX: 212 759 6540

No.	DESCRIPTION	DATE
1	CD PROGRESS ISSUE 1	15 OCT 14
2	CD PROGRESS ISSUE 2	19 DEC 14
3	D.O.B. SUBMISSION	18 FEB 15
4	CD PROGRESS ISSUE 3	09 MAR 15
	D.O.B. SUBMISSION	27 APR 15
5	CD PROGRESS ISSUE 4	01 JUN 15
6	CD PROGRESS ISSUE 5	10 AUG 15
	D.O.B. AMENDMENT 2	21 SEP 15
7	CD PROGRESS ISSUE 6	02 NOV 15
8	CMU, DRYWALL, HOLLOW METAL DOORS UP TO 12F	14 JAN 16
9	CD PROGRESS ISSUE 7	29 JAN 16
10	CD ISSUE 8 - GMP SET	31 MAR 16
11	ASI ISSUE - 11	16 DEC 16
12	ASI ISSUE - 16	27 JAN 17
	D.O.B. AMENDMENT 4	12 DEC 17

0 2' - 0" 4' - 0" 8' - 0"

D.O.B. SUBMISSION

Discrepancies must be reported immediately to the Architect before proceeding. Only figured dimensions are to be used. Contractors must check all dimensions on site. This drawing is protected by copyright.

ALL DIMENSIONS ARE SHOWN IN IMPERIAL.

CONSULTANT:

AAI ARCHITECTS, P.C.

PROJECT:

217 WEST 57TH STREET
NEW YORK, NY

DRAWING TITLE:

PODIUM ELEVATORS P-1 & P-4
ENLARGED SECTIONS

SEAL & SIGNATURE:

REGISTERED ARCHITECT DAVID J. PARKER 026858 STATE OF NEW YORK

DATE:	15 OCT 14
PROJECT No:	1216-00
DRAWN: Author	REV: 12
CHK: Checker	
SCALE: 1/4" = 1'-0"	
DWG No:	A-382.02
DOB PAGE No:	26 of 33

DOB EMPLOYEE STAMP:

DOB B-SCAN:

36" x 48" Arch E SHEET SIZE
FILE NAME:
PLOT DATE: 12/13/2017 4:11:04 PM

DEPT OF BLDGS 121263825 Job Number
E320290113X Scan Code

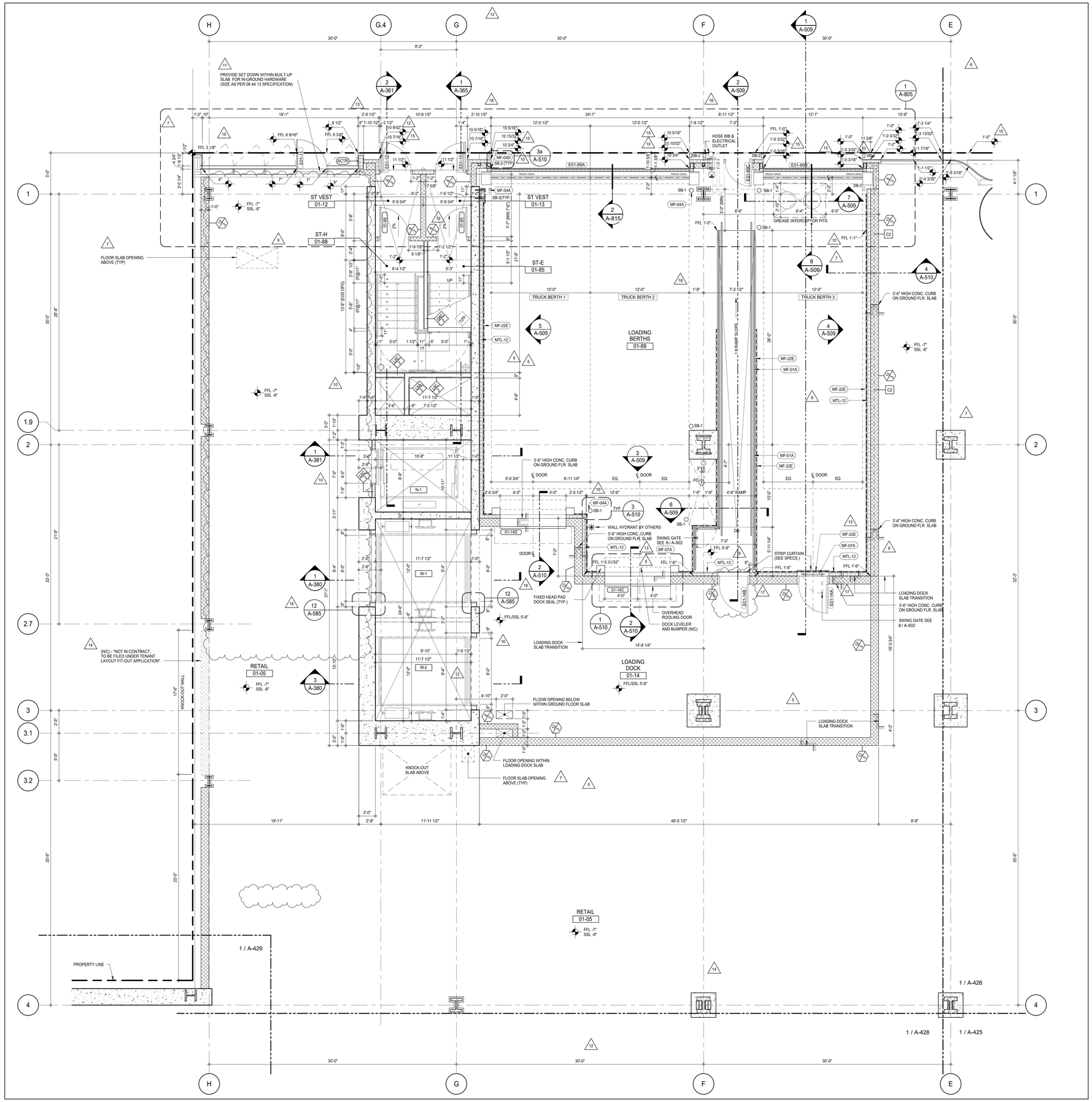

SHEET NOTES:

C1 DASHED LINE DENOTES EXTENT OF 6" HIGH C.I.P. CONCRETE CURB. WIDTH TO MATCH PARTITION UNLESS OTHERWISE NOTED ALL CURBS AT DOORWAYS & PATH OF TRAVEL TO BE PAINTED WITH WARNING STRIPS

C2 DASHED LINE DENOTES EXTENT OF 8" HIGH C.I.P. CONCRETE CURB. WIDTH TO MATCH PARTITION UNLESS OTHERWISE NOTED

C3 DASHED LINE DENOTES EXTENT OF 8" HIGH CEMENT BOARD BASE CURB. REFER TO SECTION DETAIL (9) ON SHEET (A-574).

P1 CONCRETE HOUSEKEEPING PAD, HEIGHT, SIZE AND LOCATION TO BE COORDINATED WITH MECHANICAL DRAWINGS.

T1 TOP OF EXISTING STRUCT. SLAB CUT OUT FOR FLOOR RECESSED SLIDING DOOR TRACK ONCE CONSTRUCTION IS COMPLETE.

EDGE OF SLAB IS 11" FROM FACE OF GLASS UNLESS OTHERWISE STATED AND/OR AT SHEAR WALL CONDITIONS.

TEMPORARY SHEAR WALL OPENINGS REQUIRED BY THE CONTRACTOR TO COMPLETE THE PROJECT ARE TO BE IN-FILLED TO MATCH THE WALLS REQUIREMENTS INCLUDING BUT NOT LIMITED TO FIRE RATING, ACOUSTIC PROPERTY, THERMAL PROPERTY, AIR/ VAPOR PERMEABILITY.

ALL SLEEVES SHOULD EXTEND TO MATCH CURB HEIGHT IN ROOMS WITH CURBS FOR TERMINATION OF WATERPROOFING SYSTEM.

KEYNOTE LEGEND:

TAG #	DESCRIPTION
MF-01A	GUARDRAIL - GALVANIZED
MF-04A	BOLLARD - GALVANIZED
MF-04D	BOLLARD - STAINLESS STEEL
MF-22E	WAINSCOT PANEL - ALUMINUM
MTL-12	PAINTED ALUM INSULATED PANEL ASSEMBLY



KEY PLAN:

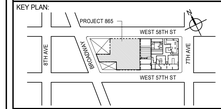

PROJECT NORTH: TRUE NORTH

DEVELOPER:
EXTELL DEVELOPMENT COMPANY
805 THIRD AVENUE, 7TH FLOOR
New York, NY 10022 USA
TEL: 212 712 6000 FAX: 212 712 6100

DESIGN ARCHITECT: Base Building Shell & Core
ADRIAN SMITH + GORDON GILL ARCHITECTURE
111 WEST MONROE STREET SUITE 2300
CHICAGO IL 60603
TEL: 312 920 1888 FAX: 312 920 1775

INTERIOR DESIGNER: Residential
Rottet Architecture and Design Studio, PLLC
298 Fifth Ave, 7th Floor
New York, NY 10001
TEL: 646 998 7000 FAX:

ARCHITECT OF RECORD: Base Building Shell, Core, & Residential
AAI ARCHITECTS, P.C.
401 Wellington St. W., 3rd Floor
Toronto, ON M5V 1E7 Canada
TEL: 416 967 1500 FAX: 416 967 7150

STRUCTURAL ENGINEERS:
WSP CANTOR SEINUK
228 EAST 45th Street
New York, NY 10017 USA
TEL: 212 687 9888 FAX: 646 487 5501

MEP ENGINEERS:
AKF GROUP
165 Broadway, 22nd Floor
New York, NY 10006 USA
TEL: 212 354 5656 FAX: 212 354 5668

GEOTECHNICAL ENGINEERS:
Langan Engineering & Environmental Services
21 Penn Plaza - 360 West 31st Street, 8th Floor
New York, NY 10001-2727
TEL: 212 479 5400 FAX: 212 479 5444

CODE CONSULTANTS:
Construction Consulting Associates
100 Church Street
New York, NY 10007
TEL: 212 385 1818 FAX: 212 385 1911

CURTAINWALL CONSULTANT:
AJLP Consulting
40 Worth Street. Suite 826
New York, NY 10013
TEL: 212 757 5659 FAX: 646 219 8508

LANDMARK/PRESERVATION CONSULTANT:
Jan Hird Pokorny Associates, Inc.
39 West 37th Street, 12A
New York, NY 10018
TEL: 212 759 6462 FAX: 212 759 6540

No.	DESCRIPTION	DATE
1	CD PROGRESS ISSUE 1	15 OCT 14
2	CD PROGRESS ISSUE 2	19 DEC 14
3	D.O.B. SUBMISSION	18 FEB 15
4	CD PROGRESS ISSUE 3	09 MAR 15
	D.O.B. SUBMISSION	27 APR 15
5	CD PROGRESS ISSUE 4	01 JUN 15
6	CD PROGRESS ISSUE 5	10 AUG 15
	D.O.B. AMENDMENT 2	21 SEP 15
7	CD PROGRESS ISSUE 6	02 NOV 15
8	CMU, DRYWALL, HOLLOW METAL DOORS UP TO 12F	14 JAN 16
9	CD PROGRESS ISSUE 7	29 JAN 16
10	CD ISSUE 8 - GMP SET	31 MAR 16
11	CD BULLETIN ISSUE - 1	22 APR 16
12	ASI ISSUE - 1	18 MAY 16
13	CD BULLETIN ISSUE - 4	15 JUL 16
14	CD BULLETIN ISSUE - 6	26 AUG 16
15	ASI ISSUE - 6	14 OCT 16
16	ASI ISSUE - 11	16 DEC 16
17	CD BULLETIN ISSUE - 9	13 FEB 17
18	ASI ISSUE - 22	20 JUL 17
	D.O.B. AMENDMENT 4	12 DEC 17

0 2'-0" 4'-0" 8'-0"

D.O.B. SUBMISSION

Discrepancies must be reported immediately to the Architect before proceeding. Only figured dimensions are to be used. Contractors must check all dimensions on site. This drawing is protected by copyright.

ALL DIMENSIONS ARE SHOWN IN IMPERIAL.

CONSULTANT:
AAI ARCHITECTS, P.C.

PROJECT:
217 WEST 57TH STREET
NEW YORK, NY

DRAWING TITLE:
GROUND FLOOR PART PLAN (NORTH-WEST) (MFD-GROUND FLOOR)

SEAL & SIGNATURE: REGISTERED ARCHITECT DAVID J. JAMES No. 022883 STATE OF NEW YORK

DATE:	15 OCT 14
PROJECT No:	1216-00
DRAWN: Author	REV: 18
CHK: Checker	
SCALE: 1/4" = 1'-0"	
DWG No:	A-427.02
DOB PAGE No:	27 of 33

DOB EMPLOYEE STAMP: DOB B-SCAN:

36" x 48" Arch E SHEET SIZE
FILE NAME:
PLOT DATE: 12/13/2017 4:08:54 PM

DEPT OF BLDGS 421208305 Job Number
E327709597US Scan Code

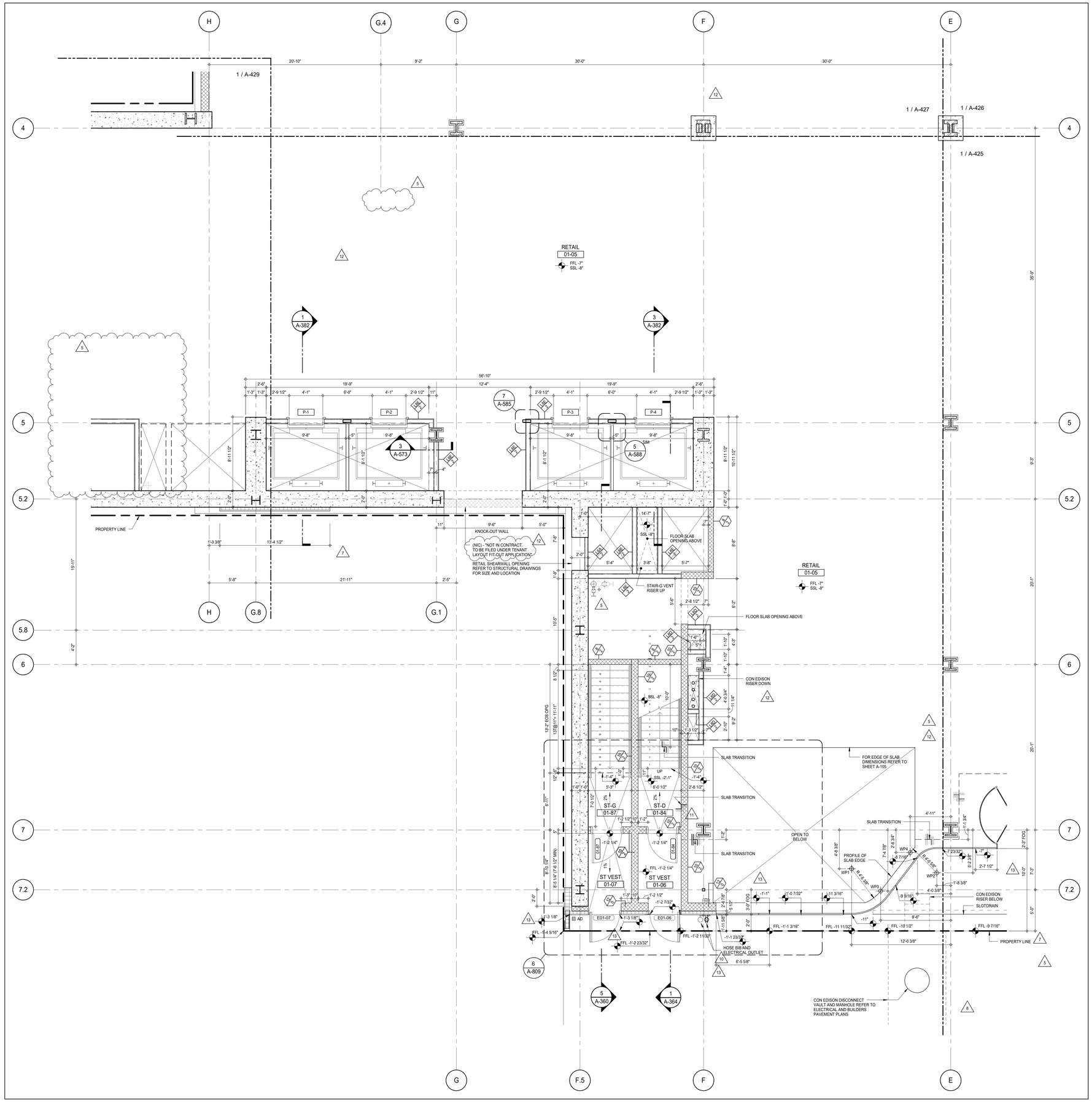

SHEET NOTES:

C1 DASHED LINE DENOTES EXTENT OF 6" HIGH C.I.P. CONCRETE CURB. WIDTH TO MATCH PARTITION UNLESS OTHERWISE NOTED ALL CURBS AT DOORWAYS & PATH OF TRAVEL TO BE PAINTED WITH WARNING STRIPS

C2 DASHED LINE DENOTES EXTENT OF 8" HIGH C.I.P. CONCRETE CURB. WIDTH TO MATCH PARTITION UNLESS OTHERWISE NOTED

C3 DASHED LINE DENOTES EXTENT OF 8" HIGH CEMENT BOARD BASE CURB. REFER TO SECTION DETAIL (9) ON SHEET (A-574).

P1 CONCRETE HOUSEKEEPING PAD, HEIGHT, SIZE AND LOCATION TO BE COORDINATED WITH MECHANICAL DRAWINGS.

T1 TOP OF EXISTING STRUCT. SLAB CUT OUT FOR FLOOR RECESSED SLIDING DOOR TRACK ONCE CONSTRUCTION IS COMPLETE.

EDGE OF SLAB IS 11" FROM FACE OF GLASS UNLESS OTHERWISE STATED AND/OR AT SHEAR WALL CONDITIONS.

TEMPORARY SHEAR WALL OPENINGS REQUIRED BY THE CONTRACTOR TO COMPLETE THE PROJECT ARE TO BE IN-FILLED TO MATCH THE WALLS REQUIREMENTS INCLUDING BUT NOT LIMITED TO FIRE RATING, ACOUSTIC PROPERTY, THERMAL PROPERTY, AIR/ VAPOR PERMEABILITY.

ALL SLEEVES SHOULD EXTEND TO MATCH CURB HEIGHT IN ROOMS WITH CURBS FOR TERMINATION OF WATERPROOFING SYSTEM.

KEY PLAN:

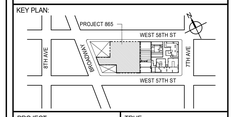

PROJECT NORTH

TRUE NORTH

DEVELOPER:
EXTELL DEVELOPMENT COMPANY
805 THIRD AVENUE, 7TH FLOOR
New York, NY 10022 USA
TEL: 212 712 6000 FAX: 212 712 6100

DESIGN ARCHITECT: Base Building Shell & Core
ADRIAN SMITH + GORDON GILL ARCHITECTURE
111 WEST MONROE STREET SUITE 2300
CHICAGO IL 60603
TEL: 312 920 1888 FAX: 312 920 1775

INTERIOR DESIGNER: Residential
Rottet Architecture and Design Studio, PLLC
298 Fifth Ave, 7th Floor
New York, NY 10001
TEL: 646 998 7000 FAX:

ARCHITECT OF RECORD: Base Building Shell, Core, & Residential
AAI ARCHITECTS, P.C.
401 Wellington St. W., 3rd Floor
Toronto, ON M5V 1E7 Canada
TEL: 416 967 1500 FAX: 416 967 7150

STRUCTURAL ENGINEERS:
WSP CANTOR SEINUK
228 EAST 45th Street
New York, NY 10017 USA
TEL: 212 687 9888 FAX: 646 487 5501

MEP ENGINEERS:
AKF GROUP
165 Broadway, 22nd Floor
New York, NY 10006 USA
TEL: 212 354 5656 FAX: 212 354 5668

GEOTECHNICAL ENGINEERS:
Langan Engineering & Environmental Services
21 Penn Plaza - 360 West 31st Street, 8th Floor
New York, NY 10001-2727
TEL: 212 479 5400 FAX: 212 479 5444

CODE CONSULTANTS:
Construction Consulting Associates
100 Church Street
New York, NY 10007
TEL: 212 385 1818 FAX: 212 385 1911

CURTAINWALL CONSULTANT:
AJLP Consulting
40 Worth Street. Suite 826
New York, NY 10013
TEL: 212 757 5659 FAX: 646 219 8508

LANDMARK/PRESERVATION CONSULTANT:
Jan Hird Pokorny Associates, Inc.
39 West 37th Street, 12A
New York, NY 10018
TEL: 212 759 6462 FAX: 212 759 6540

No.	DESCRIPTION	DATE
1	CD PROGRESS ISSUE 1	15 OCT 14
2	CD PROGRESS ISSUE 2	19 DEC 14
3	D.O.B. SUBMISSION	18 FEB 15
4	CD PROGRESS ISSUE 3	09 MAR 15
	D.O.B. SUBMISSION	27 APR 15
5	CD PROGRESS ISSUE 4	01 JUN 15
6	CD PROGRESS ISSUE 5	10 AUG 15
	D.O.B. AMENDMENT 2	21 SEP 15
7	CD PROGRESS ISSUE 6	02 NOV 15
8	CMU, DRYWALL, HOLLOW METAL DOORS UP TO 12F	14 JAN 16
9	CD PROGRESS ISSUE 7	29 JAN 16
10	CD ISSUE 8 - GMP SET	31 MAR 16
11	CD BULLETIN ISSUE - 4	15 JUL 16
12	CD BULLETIN ISSUE - 6	26 AUG 16
13	ASI ISSUE - 6	14 OCT 16
	D.O.B. AMENDMENT 4	12 DEC 17

0 2' - 0" 4' - 0" 8' - 0"

D.O.B. SUBMISSION

Discrepancies must be reported immediately to the Architect before proceeding. Only figured dimensions are to be used. Contractors must check all dimensions on site. This drawing is protected by copyright.

ALL DIMENSIONS ARE SHOWN IN IMPERIAL.

CONSULTANT:

AAI ARCHITECTS, P.C.

PROJECT:

217 WEST 57TH STREET
NEW YORK, NY

DRAWING TITLE:

GROUND FLOOR PART PLAN (SOUTH-WEST) (MFD-GROUND FLOOR)

SEAL & SIGNATURE:

REGISTERED ARCHITECT JAE DAVID JASON 026851 STATE OF NEW YORK

DATE:	15 OCT 14
PROJECT No:	1216-00
DRAWN: Author	REV: 13
CHK: Checker	
SCALE: 1/4" = 1'-0"	
DWG No:	A-428.02
DOB PAGE No:	28 of 33

DOB EMPLOYEE STAMP:

DOB B-SCAN:

36" x 48" Arch E SHEET SIZE
FILE NAME:
PLOT DATE: 12/13/2017 4:08:35 PM

DEPT OF BLDGS 421263505 Job Number
E302364527 Scan Code

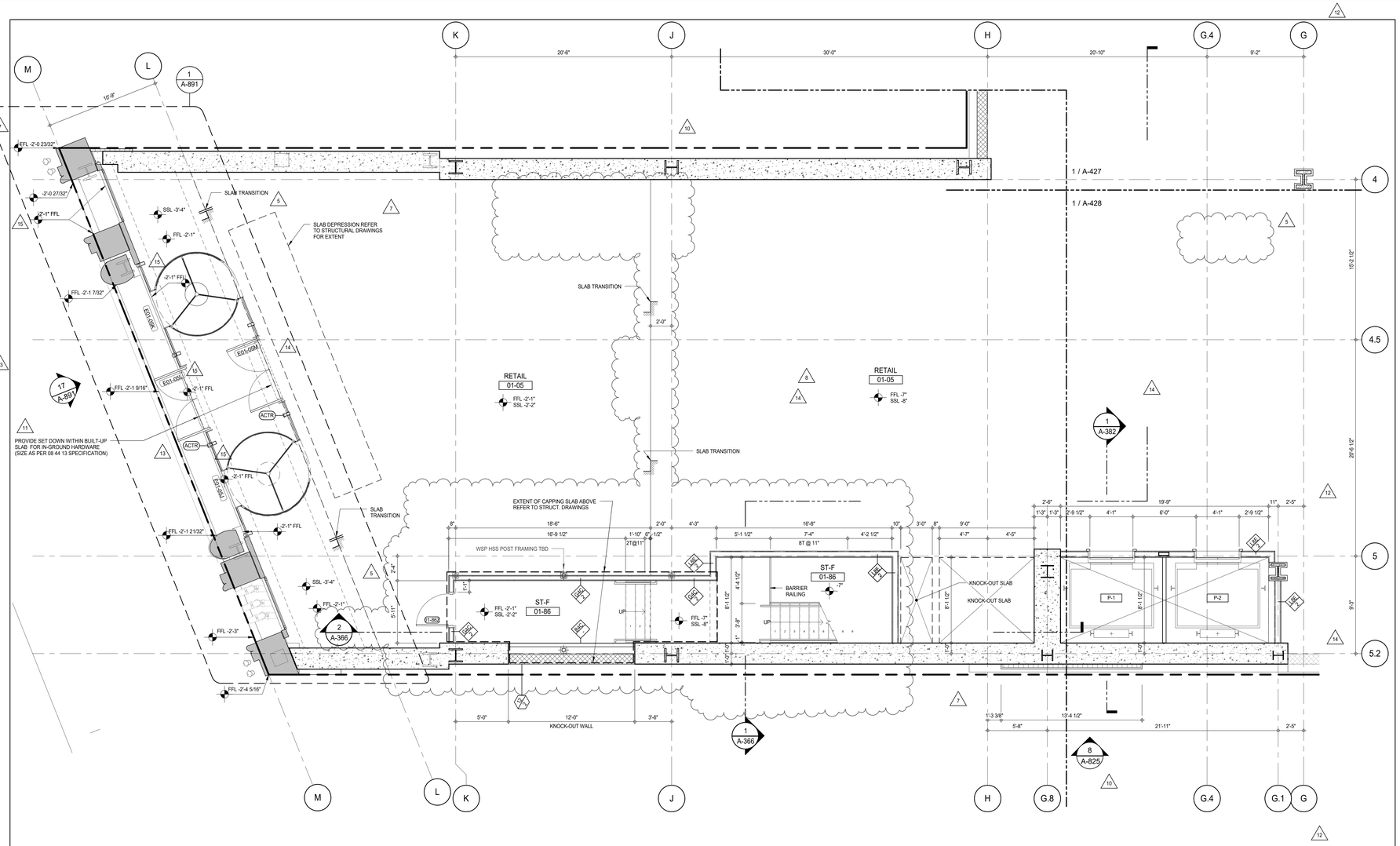

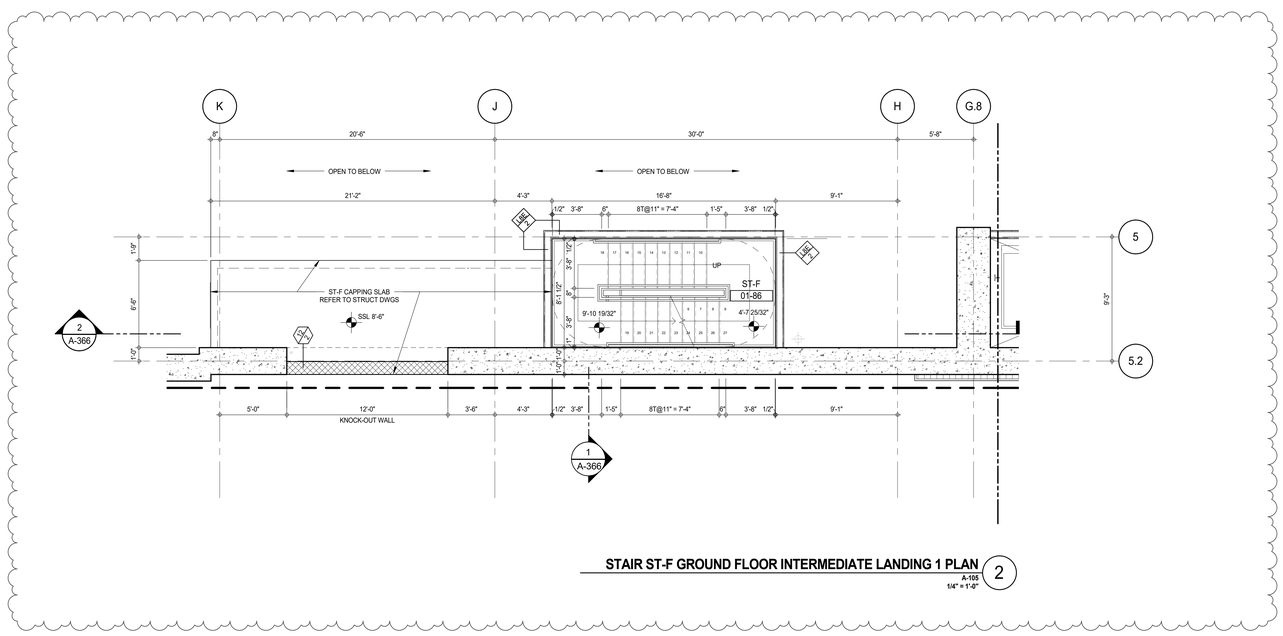

STAIR ST-F GROUND FLOOR INTERMEDIATE LANDING 1 PLAN (2)

A-105
1/4" = 1'-0"

SHEET NOTES:

C1 DASHED LINE DENOTES EXTENT OF 6" HIGH C.I.P. CONCRETE CURB. WIDTH TO MATCH PARTITION UNLESS OTHERWISE NOTED ALL CURBS AT DOORWAYS & PATH OF TRAVEL TO BE PAINTED WITH WARNING STRIPS

C2 DASHED LINE DENOTES EXTENT OF 8" HIGH C.I.P. CONCRETE CURB. WIDTH TO MATCH PARTITION UNLESS OTHERWISE NOTED

C3 DASHED LINE DENOTES EXTENT OF 8" HIGH CEMENT BOARD BASE CURB. REFER TO SECTION DETAIL (9) ON SHEET (A-574).

P1 CONCRETE HOUSEKEEPING PAD, HEIGHT, SIZE AND LOCATION TO BE COORDINATED WITH MECHANICAL DRAWINGS.

T1 TOP OF EXISTING STRUCT. SLAB CUT OUT FOR FLOOR RECESSED SLIDING DOOR TRACK ONCE CONSTRUCTION IS COMPLETE.

EDGE OF SLAB IS 11" FROM FACE OF GLASS UNLESS OTHERWISE STATED AND/OR AT SHEAR WALL CONDITIONS.

TEMPORARY SHEAR WALL OPENINGS REQUIRED BY THE CONTRACTOR TO COMPLETE THE PROJECT ARE TO BE IN-FILLED TO MATCH THE WALLS REQUIREMENTS INCLUDING BUT NOT LIMITED TO FIRE RATING, ACOUSTIC PROPERTY, THERMAL PROPERTY, AIR/ VAPOR PERMEABILITY.

ALL SLEEVES SHOULD EXTEND TO MATCH CURB HEIGHT IN ROOMS WITH CURBS FOR TERMINATION OF WATERPROOFING SYSTEM.

KEY PLAN:

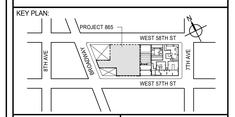

PROJECT NORTH | TRUE NORTH

DEVELOPER:
EXTELL DEVELOPMENT COMPANY
805 THIRD AVENUE, 7TH FLOOR
New York, NY 10022 USA
TEL: 212 712 6000 FAX: 212 712 6100

DESIGN ARCHITECT: Base Building Shell & Core
ADRIAN SMITH + GORDON GILL ARCHITECTURE
111 WEST MONROE STREET SUITE 2300
CHICAGO IL 60603
TEL: 312 920 1888 FAX: 312 920 1775

INTERIOR DESIGNER: Residential
Rottet Architecture and Design Studio, PLLC
298 Fifth Ave, 7th Floor
New York, NY 10001
TEL: 646 998 7000 FAX:

ARCHITECT OF RECORD: Base Building Shell, Core, & Residential
AAI ARCHITECTS, P.C.
401 Wellington St. W., 3rd Floor
Toronto, ON M5V 1E7 Canada
TEL: 416 967 1500 FAX: 416 967 7150

STRUCTURAL ENGINEERS:
WSP CANTOR SEINUK
228 EAST 45th Street
New York, NY 10017 USA
TEL: 212 687 9888 FAX: 646 487 5501

MEP ENGINEERS:
AKF GROUP
165 Broadway, 22nd Floor
New York, NY 10006 USA
TEL: 212 354 5656 FAX: 212 354 5668

GEOTECHNICAL ENGINEERS:
Langan Engineering & Environmental Services
21 Penn Plaza - 360 West 31st Street, 8th Floor
New York, NY 10001-2727
TEL: 212 479 5400 FAX: 212 479 5444

CODE CONSULTANTS:
Construction Consulting Associates
100 Church Street
New York, NY 10007
TEL: 212 385 1818 FAX: 212 385 1911

CURTAINWALL CONSULTANT:
AJLP Consulting
40 Worth Street. Suite 826
New York, NY 10013
TEL: 212 757 5659 FAX: 646 219 8508

LANDMARK/PRESERVATION CONSULTANT:
Jan Hird Pokorny Associates, Inc.
39 West 37th Street, 12A
New York, NY 10018
TEL: 212 759 6462 FAX: 212 759 6540

No.	DESCRIPTION	DATE
1	CD PROGRESS ISSUE 1	15 OCT 14
2	CD PROGRESS ISSUE 2	19 DEC 14
3	D.O.B. SUBMISSION	18 FEB 15
4	CD PROGRESS ISSUE 3	09 MAR 15
	D.O.B. SUBMISSION	27 APR 15
5	CD PROGRESS ISSUE 4	01 JUN 15
6	CD PROGRESS ISSUE 5	10 AUG 15
	D.O.B. AMENDMENT 2	21 SEP 15
7	CD PROGRESS ISSUE 6	02 NOV 15
8	CMU, DRYWALL, HOLLOW METAL DOORS UP TO 12F	14 JAN 16
9	CD PROGRESS ISSUE 7	29 JAN 16
10	CD ISSUE 8 - GMP SET	31 MAR 16
11	CD BULLETIN ISSUE - 1	22 APR 16
12	ASI ISSUE - 1	18 MAY 16
13	CD BULLETIN ISSUE - 4	15 JUL 16
14	CD BULLETIN ISSUE - 6	26 AUG 16
15	ASI ISSUE - 6	14 OCT 16
	D.O.B. AMENDMENT 4	12 DEC 17

0 2'-0" 4'-0" 8'-0"

D.O.B. SUBMISSION

Discrepancies must be reported immediately to the Architect before proceeding. Only figured dimensions are to be used. Contractors must check all dimensions on site. This drawing is protected by copyright.

ALL DIMENSIONS ARE SHOWN IN IMPERIAL.

CONSULTANT: AAI ARCHITECTS, P.C.

PROJECT:
217 WEST 57TH STREET
NEW YORK, NY

DRAWING TITLE:
GROUND FLOOR PART PLAN (WEST)
(MFD-GROUND FLOOR)

SEAL & SIGNATURE: REGISTERED ARCHITECT ADAM DAVID JAKUBOV NYS 028684 STATE OF NEW YORK

DATE:	15 OCT 14
PROJECT No:	1216-00
DRAWN: Author	REV:
CHK: Checker	15
SCALE: 1/4" = 1'-0"	
DWG No:	A-429.02
DOB PAGE No:	29 of 33

DOB EMPLOYEE STAMP: DOB B-SCAN:

36" x 48" Arch E SHEET SIZE
FILE NAME:
PLOT DATE: 12/13/2017 4:07:34 PM

DEPT OF BLDGS 121236526 Job Number
E3513795952 Scan Code

KEYNOTE LEGEND:

TAG #	DESCRIPTION
MF-03A	LADDER - GALVANIZED

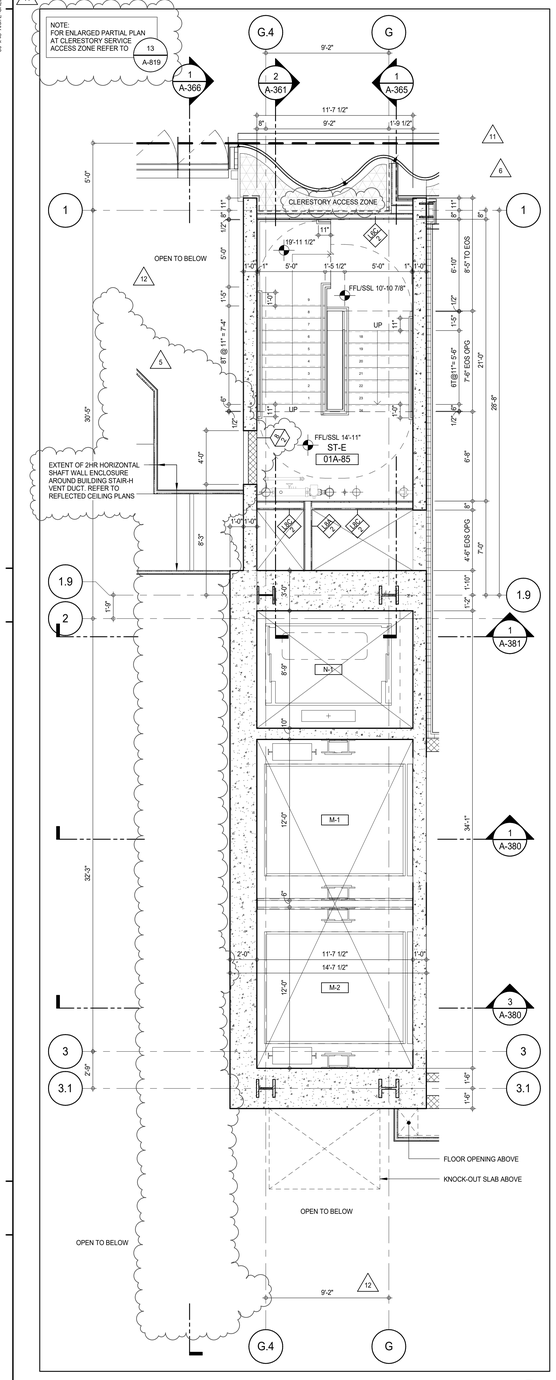

GROUND FLOOR INTERMEDIATE STAIR TRANSFER PLAN 4
A-106
1/4" = 1'-0"

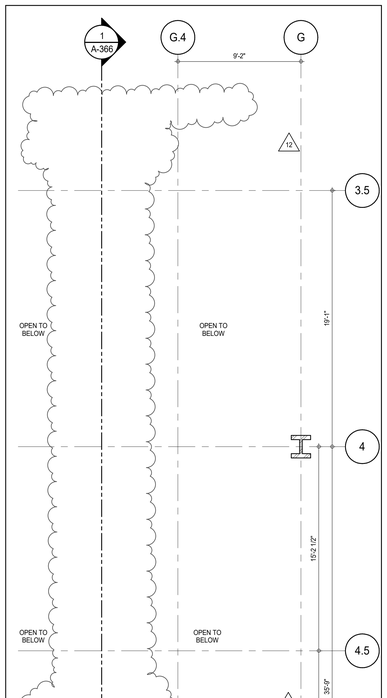

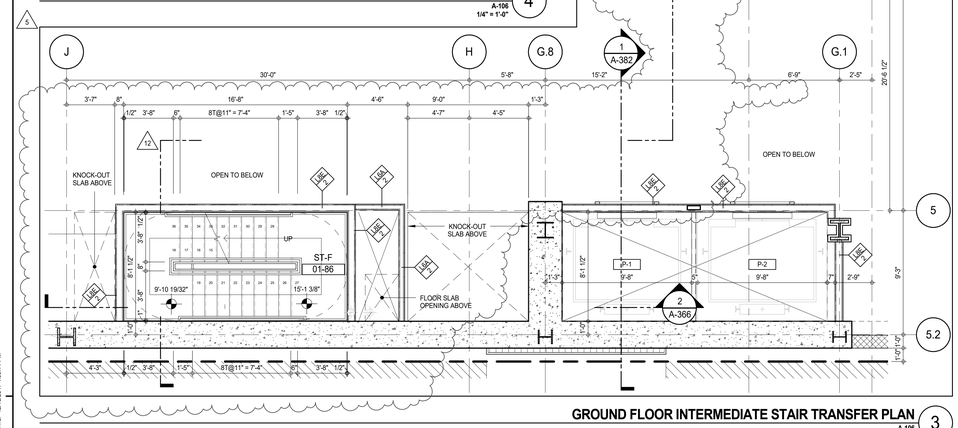

GROUND FLOOR INTERMEDIATE STAIR TRANSFER PLAN 3
A-106
1/4" = 1'-0"

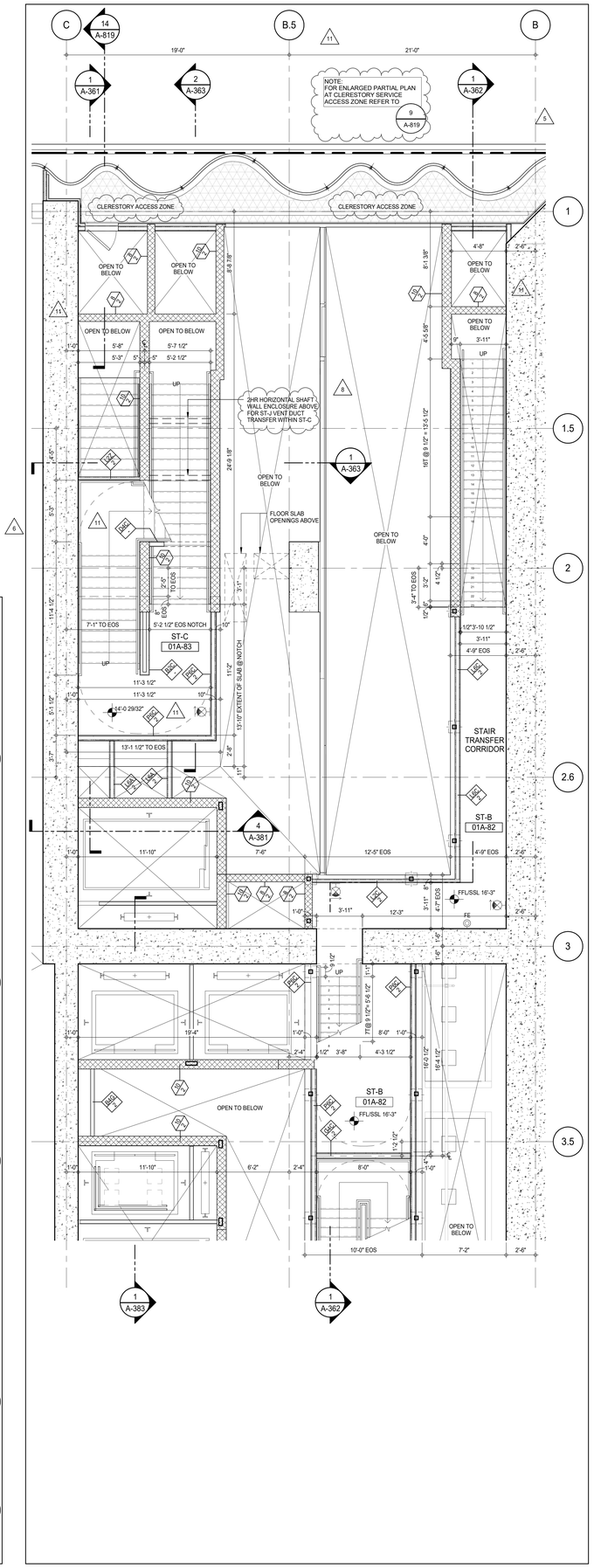

GROUND FLOOR INTERMEDIATE STAIR TRANSFER PLAN 2
A-106
1/4" = 1'-0"

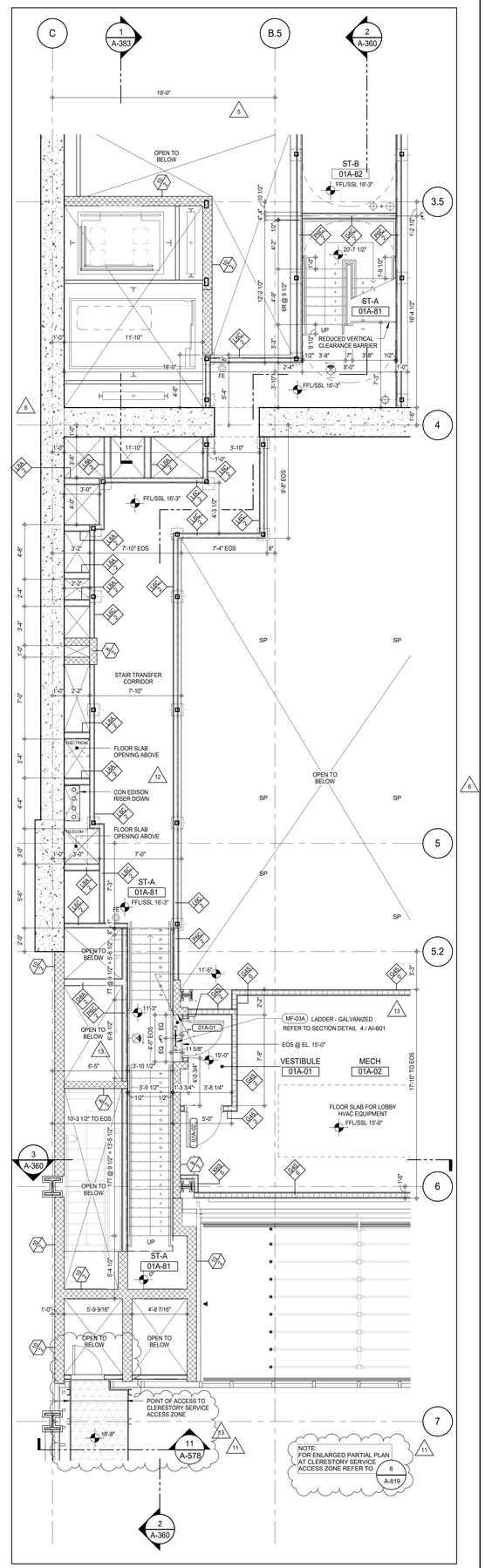

GROUND FLOOR INTERMEDIATE STAIR TRANSFER PLAN 1
A-106
1/4" = 1'-0"

KEY PLAN:

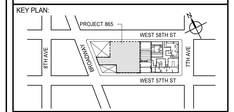

PROJECT NORTH | TRUE NORTH

DEVELOPER:
EXTELL DEVELOPMENT COMPANY
805 THIRD AVENUE, 7TH FLOOR
New York, NY 10022 USA
TEL: 212 712 6000 FAX: 212 712 6100

DESIGN ARCHITECT: Base Building Shell & Core
ADRIAN SMITH + GORDON GILL ARCHITECTURE
111 WEST MONROE STREET SUITE 2300
CHICAGO IL 60603
TEL: 312 920 1888 FAX: 312 920 1775

INTERIOR DESIGNER: Residential
Rottet Architecture and Design Studio, PLLC
298 Fifth Ave, 7th Floor
New York, NY 10001
TEL: 646 998 7000 FAX:

ARCHITECT OF RECORD: Base Building Shell, Core, & Residential
AAI ARCHITECTS, P.C.
401 Wellington St. W., 3rd Floor
Toronto, ON M5V 1E7 Canada
TEL: 416 967 1500 FAX: 416 967 7150

STRUCTURAL ENGINEERS:
WSP CANTOR SEINUK
228 EAST 45th Street
New York, NY 10017 USA
TEL: 212 687 9888 FAX: 646 487 5501

MEP ENGINEERS:
AKF GROUP
165 Broadway, 22nd Floor
New York, NY 10006 USA
TEL: 212 354 5656 FAX: 212 354 5668

GEOTECHNICAL ENGINEERS:
Langan Engineering & Environmental Services
21 Penn Plaza - 360 West 31st Street, 8th Floor
New York, NY 10001-2727
TEL: 212 479 5400 FAX: 212 479 5444

CODE CONSULTANTS:
Construction Consulting Associates
100 Church Street
New York, NY 10007
TEL: 212 385 1818 FAX: 212 385 1911

CURTAINWALL CONSULTANT:
AJLP Consulting
40 Worth Street. Suite 826
New York, NY 10013
TEL: 212 757 5659 FAX: 646 219 8508

LANDMARK/PRESERVATION CONSULTANT:
Jan Hird Pokorny Associates, Inc.
39 West 37th Street, 12A
New York, NY 10018
TEL: 212 759 6462 FAX: 212 759 6540

No.	DESCRIPTION	DATE
1	CD PROGRESS ISSUE 1	15 OCT 14
2	CD PROGRESS ISSUE 2	19 DEC 14
3	D.O.B. SUBMISSION	18 FEB 15
4	CD PROGRESS ISSUE 3	09 MAR 15
	D.O.B. SUBMISSION	27 APR 15
5	CD PROGRESS ISSUE 4	01 JUN 15
	D.O.B. AMENDMENT 1	24 JUL 15
6	CD PROGRESS ISSUE 5	10 AUG 15
	D.O.B. AMENDMENT 2	21 SEP 15
7	CD PROGRESS ISSUE 6	02 NOV 15
8	CMU, DRYWALL, HOLLOW METAL DOORS UP TO 12F	14 JAN 16
9	CD PROGRESS ISSUE 7	29 JAN 16
10	CD ISSUE 8 - GMP SET	31 MAR 16
11	CD BULLETIN ISSUE - 4	15 JUL 16
12	CD BULLETIN ISSUE - 6	26 AUG 16
13	ASI ISSUE - 20	21 APR 17
	D.O.B. AMENDMENT 4	12 DEC 17

0 2' - 0" 4' - 0" 8' - 0"

D.O.B. SUBMISSION

Discrepancies must be reported immediately to the Architect before proceeding. Only figured dimensions are to be used. Contractors must check all dimensions on site. This drawing is protected by copyright.

ALL DIMENSIONS ARE SHOWN IN IMPERIAL.

CONSULTANT:

AAI ARCHITECTS, P.C.

PROJECT:

217 WEST 57TH STREET
NEW YORK, NY

DRAWING TITLE:

GROUND FLOOR PLAN INTERMEDIATE (STAIR TRANSFER) (MFD-GROUND FLOOR INTERMEDIATE)

SEAL & SIGNATURE:

REGISTERED ARCHITECT JAE DAVID JAHNKE 022857 STATE OF NEW YORK

DATE:	15 OCT 14
PROJECT No:	1216-00
DRAWN: Author	REV:
CHK: Checker	13
SCALE: 1/4" = 1'-0"	
DWG No:	A-430.03
DOB PAGE No:	30 of 33

DOB EMPLOYEE STAMP: DOB B-SCAN:

36" x 48" Arch E - SHEET SIZE
FILE NAME:
PLOT DATE: 12/13/2017 4:08:11 PM

DEPT OF BLDGS 121253025 Job Number
E3221543854 Scan Code

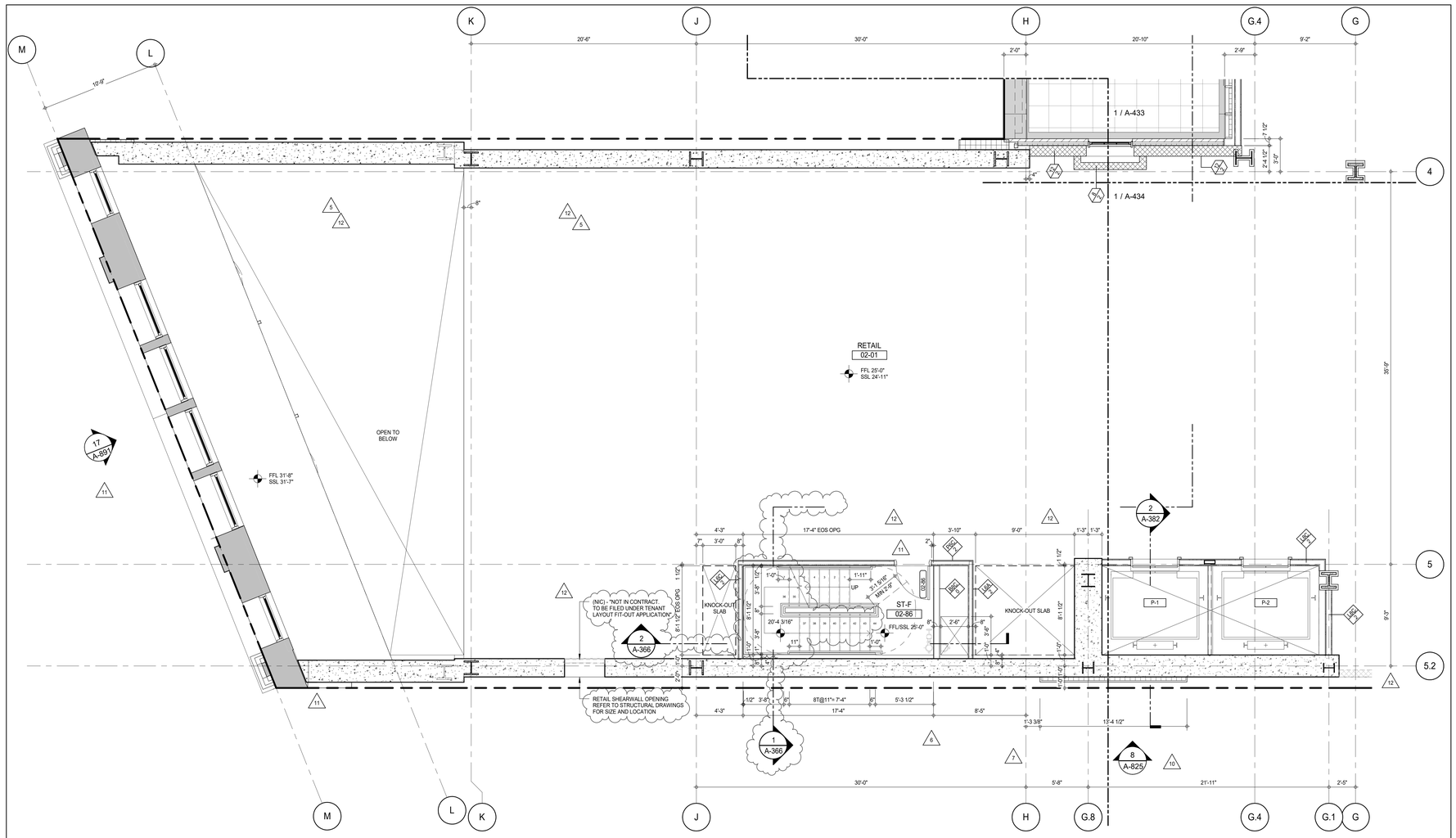

SHEET NOTES:

C1 DASHED LINE DENOTES EXTENT OF 6" HIGH C.I.P. CONCRETE CURB. WIDTH TO MATCH PARTITION UNLESS OTHERWISE NOTED ALL CURBS AT DOORWAYS & PATH OF TRAVEL TO BE PAINTED WITH WARNING STRIPS

C2 DASHED LINE DENOTES EXTENT OF 8" HIGH C.I.P. CONCRETE CURB. WIDTH TO MATCH PARTITION UNLESS OTHERWISE NOTED

C3 DASHED LINE DENOTES EXTENT OF 8" HIGH CEMENT BOARD BASE CURB. REFER TO SECTION DETAIL (9) ON SHEET (A-574).

P1 CONCRETE HOUSEKEEPING PAD, HEIGHT, SIZE AND LOCATION TO BE COORDINATED WITH MECHANICAL DRAWINGS.

T1 TOP OF EXISTING STRUCT. SLAB CUT OUT FOR FLOOR RECESSED SLIDING DOOR TRACK ONCE CONSTRUCTION IS COMPLETE.

EDGE OF SLAB IS 11" FROM FACE OF GLASS UNLESS OTHERWISE STATED AND/OR AT SHEAR WALL CONDITIONS.

TEMPORARY SHEAR WALL OPENINGS REQUIRED BY THE CONTRACTOR TO COMPLETE THE PROJECT ARE TO BE IN-FILLED TO MATCH THE WALLS REQUIREMENTS INCLUDING BUT NOT LIMITED TO FIRE RATING, ACOUSTIC PROPERTY, THERMAL PROPERTY, AIR/ VAPOR PERMEABILITY.

ALL SLEEVES SHOULD EXTEND TO MATCH CURB HEIGHT IN ROOMS WITH CURBS FOR TERMINATION OF WATERPROOFING SYSTEM.

KEY PLAN:

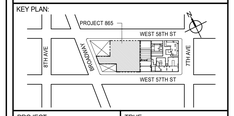

PROJECT NORTH

TRUE NORTH

DEVELOPER:
EXTELL DEVELOPMENT COMPANY
805 THIRD AVENUE, 7TH FLOOR
New York, NY 10022 USA
TEL: 212 712 6000 FAX: 212 712 6100

DESIGN ARCHITECT: Base Building Shell & Core
ADRIAN SMITH + GORDON GILL ARCHITECTURE
111 WEST MONROE STREET SUITE 2300
CHICAGO IL 60603
TEL: 312 920 1888 FAX: 312 920 1775

INTERIOR DESIGNER: Residential
Rottet Architecture and Design Studio, PLLC
298 Fifth Ave, 7th Floor
New York, NY 10001
TEL: 646 998 7000 FAX:

ARCHITECT OF RECORD: Base Building Shell, Core, & Residential
AAI ARCHITECTS, P.C.
401 Wellington St. W., 3rd Floor
Toronto, ON M5V 1E7 Canada
TEL: 416 967 1500 FAX: 416 967 7150

STRUCTURAL ENGINEERS:
WSP CANTOR SEINUK
228 EAST 45th Street
New York, NY 10017 USA
TEL: 212 687 9888 FAX: 646 487 5501

MEP ENGINEERS:
AKF GROUP
165 Broadway, 22nd Floor
New York, NY 10006 USA
TEL: 212 354 5656 FAX: 212 354 5668

GEOTECHNICAL ENGINEERS:
Langan Engineering & Environmental Services
21 Penn Plaza - 360 West 31st Street, 8th Floor
New York, NY 10001-2727
TEL: 212 479 5400 FAX: 212 479 5444

CODE CONSULTANTS:
Construction Consulting Associates
100 Church Street
New York, NY 10007
TEL: 212 385 1818 FAX: 212 385 1911

CURTAINWALL CONSULTANT:
AJLP Consulting
40 Worth Street. Suite 826
New York, NY 10013
TEL: 212 757 5659 FAX: 646 219 8508

LANDMARK/PRESERVATION CONSULTANT:
Jan Hird Pokorny Associates, Inc.
39 West 37th Street, 12A
New York, NY 10018
TEL: 212 759 6462 FAX: 212 759 6540

No.	DESCRIPTION	DATE
1	CD PROGRESS ISSUE 1	15 OCT 14
2	CD PROGRESS ISSUE 2	19 DEC 14
3	D.O.B. SUBMISSION	18 FEB 15
4	CD PROGRESS ISSUE 3	09 MAR 15
	D.O.B. SUBMISSION	27 APR 15
5	CD PROGRESS ISSUE 4	01 JUN 15
6	CD PROGRESS ISSUE 5	10 AUG 15
	D.O.B. AMENDMENT 2	21 SEP 15
7	CD PROGRESS ISSUE 6	02 NOV 15
8	CMU, DRYWALL, HOLLOW METAL DOORS UP TO 12F	14 JAN 16
9	CD PROGRESS ISSUE 7	29 JAN 16
10	CD ISSUE 8 - GMP SET	31 MAR 16
11	CD BULLETIN ISSUE - 4	15 JUL 16
12	CD BULLETIN ISSUE - 6	26 AUG 16
	D.O.B. AMENDMENT 4	12 DEC 17

0 2'-0" 4'-0" 8'-0"

D.O.B. SUBMISSION

Discrepancies must be reported immediately to the Architect before proceeding. Only figured dimensions are to be used. Contractors must check all dimensions on site. This drawing is protected by copyright.

ALL DIMENSIONS ARE SHOWN IN IMPERIAL.

CONSULTANT:
AAI ARCHITECTS, P.C.

PROJECT:
217 WEST 57TH STREET
NEW YORK, NY

DRAWING TITLE:
2ND FLOOR PART PLAN (WEST)
(MFD-2ND FLOOR)

SEAL & SIGNATURE:
REGISTERED ARCHITECT ADRIAN DAVID SMITH No. 022658 STATE OF NEW YORK

DATE:	15 OCT 14
PROJECT No:	1216-00
DRAWN: Author	REV:
CHK: Checker	12
SCALE: 1/4" = 1'-0"	
DWG No:	A-435.02
DOB PAGE No:	31 of 33

DOB EMPLOYEE STAMP:

DOB B-SCAN:

36" x 48" Arch E SHEET SIZE
FILE NAME:
PLOT DATE: 02/19/2017 4:07:13 PM

DEPT OF BLDGS 421208305 Job Number
E3566962114N Scan Code

REFLECTED CEILING PLAN SYMBOL LEGEND

SYMBOL (CEILING MOUNTED / WALL MOUNTED)	DESCRIPTION
	SLEEVED OPENING
	SLAB OPENING
	SLAB OPENING ABOVE (UNLESS NOTED OTHERWISE)
	ACCESS PANEL (HINGED / UNHINGED)
	LIGHT FIXTURE (SQUARE / RECTANGULAR) - SUSPENDED (REFER TO ELECTRICAL DRAWINGS)
	LIGHT FIXTURE (LINEAR) - SUSPENDED (REFER TO ELECTRICAL DRAWINGS)
	LIGHT FIXTURE (SQUARE / RECTANGULAR / CIRCULAR) - RECESSED (REFER TO ELECTRICAL DRAWINGS)
	WALL MOUNTED LIGHT FIXTURE (REFER TO ELECTRICAL DRAWINGS)
	UNIT ENTRY LIGHT FIXTURE / DOOR BELL (REFER TO ELECTRICAL DRAWINGS)
	LIGHT FIXTURE - TRACK (REFER TO ELECTRICAL DRAWINGS)
	RETURN AIR DIFFUSER (SQUARE / RECTANGULAR / ROUND) (REFER TO MECHANICAL DRAWINGS)
	SUPPLY AIR DIFFUSER (SQUARE / RECTANGULAR / ROUND) (REFER TO MECHANICAL DRAWINGS)
	LINEAR AIR DIFFUSER (SINGLE / DOUBLE) (WHERE X IS : R/A=RETURN AIR, S/A=SUPPLY AIR, S/R/A=SUPPLY/RETURN COMBO) (REFER TO MECHANICAL DRAWINGS)
	SPRINKLER HEAD (REFER TO FIRE PROTECTION DRAWINGS)
	DETECTORS WITH JUNCTION BOX RECESSED IN DROP CEILING. (WHERE X IS: S=SMOKE, M=CARBON MONOXIDE, G=GAS, H=HEAT, F=FLAME (OR A COMBINATION)(REFER TO FIRE PROTECTION DWGS)
	DETECTORS WITH JUNCTION BOX AND CONDUIT RECESSED IN SLAB. (WHERE X IS: S=SMOKE, M=CARBON MONOXIDE, G=GAS, H=HEAT, F=FLAME (OR A COMBINATION)(REFER TO FIRE PROTECTION DWGS)
	VOICE ALARM SPEAKER (REFER TO FIRE ALARM DRAWINGS)
	VOICE ALARM SPEAKER & STROBE LIGHT (REFER TO FIRE ALARM DRAWINGS)
	EXIT LIGHT (REFER TO ELECTRICAL DRAWINGS)
	ELECTRICAL RECEPTACLE OUTLET (REFER TO ELECTRICAL DRAWINGS)
	CEILING MOUNTED JUNCTION BOX (REFER TO ELECTRICAL DRAWINGS)
	CEILING MOUNTED JUNCTION BOX RECESSED IN SLAB
	CEILING MOUNTED JUNCTION BOX WITH IN SLAB CONDUIT AND STUB OUTS
	TELECOM - REFER TO TELECOM DRAWINGS
	SPECIAL PURPOSE CONNECTION
	SPEAKER OUTLET
	ALARM
	SECURITY CAMERA (REFER TO SECURITY DRAWINGS)
	WINDOW WASHING TRACK (REFER TO 1/4" PLANS)

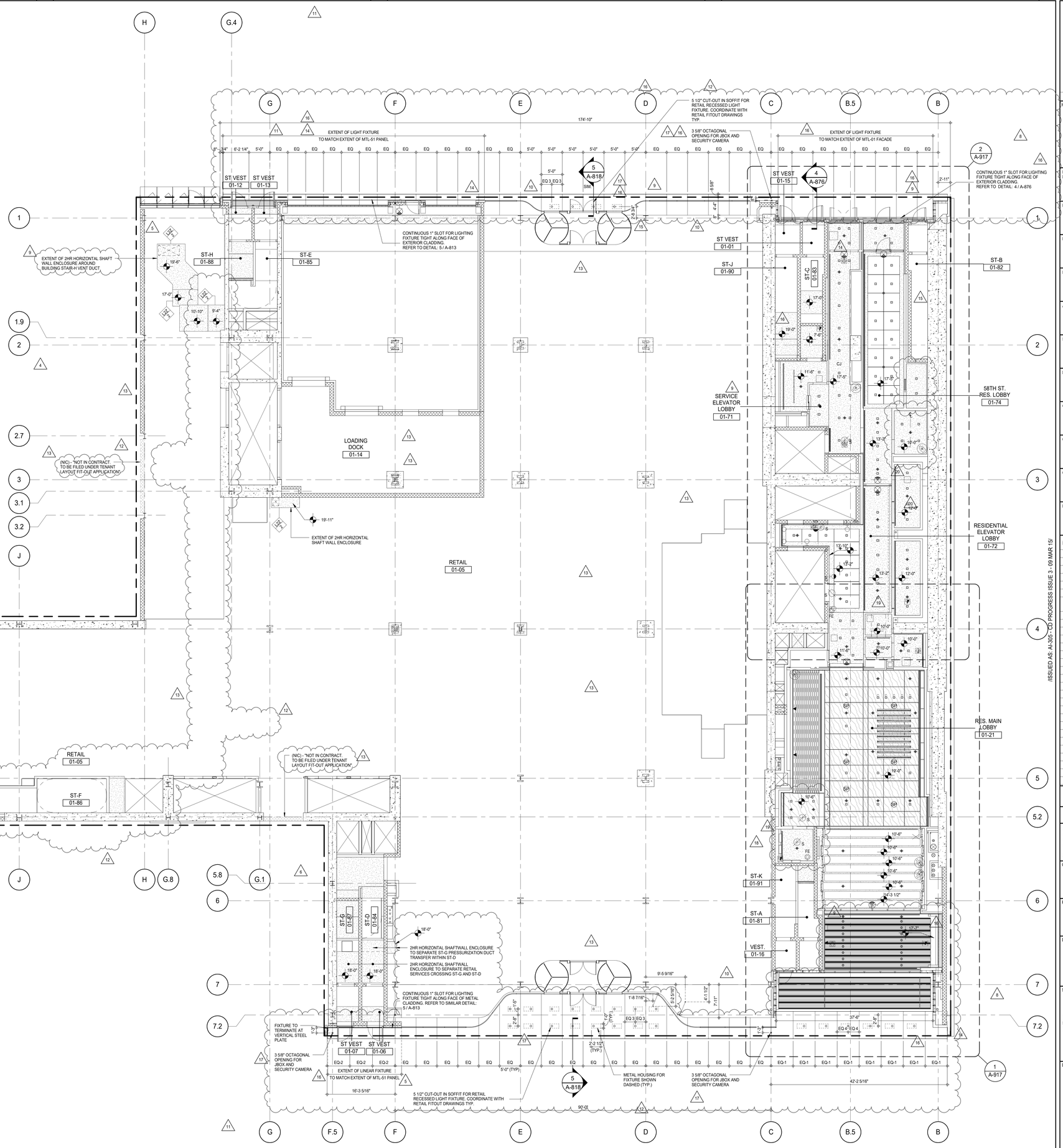

GENERAL NOTES:

1. COORDINATION:
REFLECTED CEILING PLANS ARE FOR GENERAL COORDINATION AND LAYOUT ONLY. FOR QUANTITIES AND TYPES OF FIXTURES AND EQUIPMENT REFER TO MECHANICAL, ELECTRICAL, IT, SECURITY, AUDIOVISUAL, COMMUNICATIONS, FIRE PROTECTION, PLUMBING AND SIGNAGE DRAWINGS.

2. ACCESS PANELS:
PRIOR TO COMMENCING INSTALLATION OF SERVICES AND WORK NOTED ABOVE, PREPARE A COMPLETE COORDINATED LAYOUT OF ALL ACCESS PANELS WHICH ARE REQUIRED. SUBMIT LAYOUT TO INDICATE EXACT SIZES AND LOCATIONS OF THE ACCESS POINTS FOR CONSULTANT'S REVIEW. PLACE CONTROLS, DAMPERS, SHUTOFF VALVES, ETC. IN ACCESSIBLE CEILING SYSTEM AREAS WHEREVER POSSIBLE.
ALL ACCESS PANELS ARE DIMENSIONED TO THE CENTERLINE OF THE PANEL.

3. SPRINKLERS:
CENTER SPRINKLER HEADS AND DEVICES IN ACOUSTICAL CEILING TILES WHERE APPLICABLE OR AS DIMENSIONED ON THE RCP

4. BATHROOMS:
FOR ALL BATHROOM CEILING FIXTURE LAYOUTS REFER TO A-900 SERIES DRAWINGS UNLESS OTHERWISE NOTED.

ALL SPOT ELEVATION MARKERS WITHIN THE RESIDENTIAL LOBBY AREA ARE TAKEN FROM 1" ABOVE GROUND FLOOR ELEVATION; ALL SPOT ELEVATION MARKERS WITHIN EXIT STAIRS, AND RETAIL AREAS ARE TAKEN FROM THE GROUND FLOOR ELEVATION

KEYNOTE LEGEND:

TAG #	DESCRIPTION

KEY PLAN:

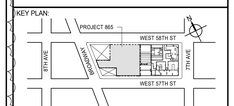

PROJECT NORTH: TRUE NORTH

DEVELOPER:
EXTELL DEVELOPMENT COMPANY
805 THIRD AVENUE, 7TH FLOOR
New York, NY 10022 USA
TEL: 212 712 6000 FAX: 212 712 6100

DESIGN ARCHITECT: Base Building Shell & Core
ADRIAN SMITH + GORDON GILL ARCHITECTURE
111 WEST MONROE STREET SUITE 2300
CHICAGO IL 60603
TEL: 312 920 1888 FAX: 312 920 1775

INTERIOR DESIGNER: Residential
Rottet Architecture and Design Studio, PLLC
298 Fifth Ave, 7th Floor
New York, NY 10001
TEL: 646 998 7000 FAX:

ARCHITECT OF RECORD: Base Building Shell, Core, & Residential
AAI ARCHITECTS, P.C.
401 Wellington St. W., 3rd Floor
Toronto, ON M5V 1E7 Canada
TEL: 416 967 1500 FAX: 416 967 7150

STRUCTURAL ENGINEERS:
WSP CANTOR SEINUK
228 EAST 45th Street
New York, NY 10017 USA
TEL: 212 687 9888 FAX: 646 487 5501

MEP ENGINEERS:
AKF GROUP
165 Broadway, 22nd Floor
New York, NY 10006 USA
TEL: 212 354 5656 FAX: 212 354 5668

GEOTECHNICAL ENGINEERS:
Langan Engineering & Environmental Services
21 Penn Plaza - 360 West 31st Street, 8th Floor
New York, NY 10001-2727
TEL: 212 479 5400 FAX: 212 479 5444

CODE CONSULTANTS:
Construction Consulting Associates
100 Church Street
New York, NY 10007
TEL: 212 385 1818 FAX: 212 385 1911

CURTAINWALL CONSULTANT:
AJLP Consulting
40 Worth Street. Suite 826
New York, NY 10013
TEL: 212 757 5659 FAX: 646 219 8508

LANDMARK/PRESERVATION CONSULTANT:
Jan Hird Pokorny Associates, Inc.
39 West 37th Street, 12A
New York, NY 10018
TEL: 212 759 6462 FAX: 212 759 6540

No.	DESCRIPTION	DATE
1	CD PROGRESS ISSUE 2	19 DEC 14
2	CD PROGRESS ISSUE 3	09 MAR 15
3	CD PROGRESS ISSUE 4	01 JUN 15
4	CD PROGRESS ISSUE 5	10 AUG 15
	D.O.B. AMENDMENT 2	21 SEP 15
5	CD PROGRESS ISSUE 6	02 NOV 15
6	CMU, DRYWALL, HOLLOW METAL DOORS UP TO 12F	14 JAN 16
7	CD PROGRESS ISSUE 7	29 JAN 16
8	CD ISSUE 8 - GMP SET	31 MAR 16
9	CD BULLETIN ISSUE - 1	22 APR 16
10	CD BULLETIN ISSUE - 2	11 MAY 16
11	ASI ISSUE - 1	18 MAY 16
12	CD BULLETIN ISSUE - 5	12 AUG 16
13	CD BULLETIN ISSUE - 6	26 AUG 16
14	ASI ISSUE - 11	16 DEC 16
15	ASI ISSUE - 13	23 DEC 16
16	ASI ISSUE - 16	27 JAN 17
17	CD BULLETIN ISSUE - 9	13 FEB 17
18	ASI ISSUE - 19	24 MAR 17
19	ASI ISSUE - 20	21 APR 17
20	ASI ISSUE - 21	05 JUN 17
	D.O.B. AMENDMENT 4	12 DEC 17

/ISSUED AS AI-305 - CD PROGRESS ISSUE 3 - 09 MAR 15/

D.O.B. SUBMISSION

Discrepancies must be reported immediately to the Architect before proceeding. Only figured dimensions are to be used. Contractors must check all dimensions on site. This drawing is protected by copyright.

ALL DIMENSIONS ARE SHOWN IN IMPERIAL.

CONSULTANT: AAI ARCHITECTS, P.C.

PROJECT:
217 WEST 57TH STREET
NEW YORK, NY

DRAWING TITLE:
GROUND FLOOR REFLECTED CEILING PLAN (LOBBY) (MFD-GROUND FLOOR)

SEAL & SIGNATURE: REGISTERED ARCHITECT JAE DAVID JAGNOW No. 024881 STATE OF NEW YORK

DATE:	19 DEC 14
PROJECT No:	1216-00
DRAWN: Author	REV: 20
CHK: Checker	
SCALE: 1/8" = 1'-0"	
DWG No:	A-705.02
DOB PAGE No:	32 of 33

DOB EMPLOYEE STAMP: DOB B-SCAN:

36" x 48" Arch E - SHEET SIZE
FILE NAME:
PLOT DATE: 02/13/2017 4:11:57 PM

DEPT OF BLDGS 421263426 Job Number
E500963640 Scan Code

REFLECTED CEILING PLAN SYMBOL LEGEND

SYMBOL (CEILING MOUNTED / WALL MOUNTED)	DESCRIPTION
	SLEEVED OPENING
	SLAB OPENING
	SLAB OPENING ABOVE (UNLESS NOTED OTHERWISE)
	ACCESS PANEL (HINGED / UNHINGED)
	LIGHT FIXTURE (SQUARE / RECTANGULAR) - SUSPENDED (REFER TO ELECTRICAL DRAWINGS)
	LIGHT FIXTURE (LINEAR) - SUSPENDED (REFER TO ELECTRICAL DRAWINGS)
	LIGHT FIXTURE (SQUARE / RECTANGULAR / CIRCULAR) - RECESSED (REFER TO ELECTRICAL DRAWINGS)
	WALL MOUNTED LIGHT FIXTURE (REFER TO ELECTRICAL DRAWINGS)
	UNIT ENTRY LIGHT FIXTURE / DOOR BELL (REFER TO ELECTRICAL DRAWINGS)
	LIGHT FIXTURE - TRACK (REFER TO ELECTRICAL DRAWINGS)
	RETURN AIR DIFFUSER (SQUARE / RECTANGULAR / ROUND) (REFER TO MECHANICAL DRAWINGS)
	SUPPLY AIR DIFFUSER (SQUARE / RECTANGULAR / ROUND) (REFER TO MECHANICAL DRAWINGS)
	LINEAR AIR DIFFUSER (SINGLE / DOUBLE) (WHERE X IS : R/A=RETURN AIR, S/A=SUPPLY AIR, S/R/A=SUPPLY/RETURN COMBO) (REFER TO MECHANICAL DRAWINGS)
	SPRINKLER HEAD (REFER TO FIRE PROTECTION DRAWINGS)
	DETECTORS WITH JUNCTION BOX RECESSED IN DROP CEILING. (WHERE X IS: S=SMOKE, M=CARBON MONOXIDE, G=GAS, H=HEAT, F=FLAME (OR A COMBINATION)(REFER TO FIRE PROTECTION DWGS)
	DETECTORS WITH JUNCTION BOX AND CONDUIT RECESSED IN SLAB. (WHERE X IS: S=SMOKE, M=CARBON MONOXIDE, G=GAS, H=HEAT, F=FLAME (OR A COMBINATION)(REFER TO FIRE PROTECTION DWGS)
	VOICE ALARM SPEAKER (REFER TO FIRE ALARM DRAWINGS)
	VOICE ALARM SPEAKER & STROBE LIGHT (REFER TO FIRE ALARM DRAWINGS)
	EXIT LIGHT (REFER TO ELECTRICAL DRAWINGS)
	ELECTRICAL RECEPTACLE OUTLET (REFER TO ELECTRICAL DRAWINGS)
	CEILING MOUNTED JUNCTION BOX (REFER TO ELECTRICAL DRAWINGS)
	CEILING MOUNTED JUNCTION BOX RECESSED IN SLAB
	CEILING MOUNTED JUNCTION BOX WITH IN SLAB CONDUIT AND STUB OUTS
	TELECOM - REFER TO TELECOM DRAWINGS
	SPECIAL PURPOSE CONNECTION
	SPEAKER OUTLET
	ALARM
	SECURITY CAMERA (REFER TO SECURITY DRAWINGS)
	WINDOW WASHING TRACK (REFER TO 1/4" PLANS)

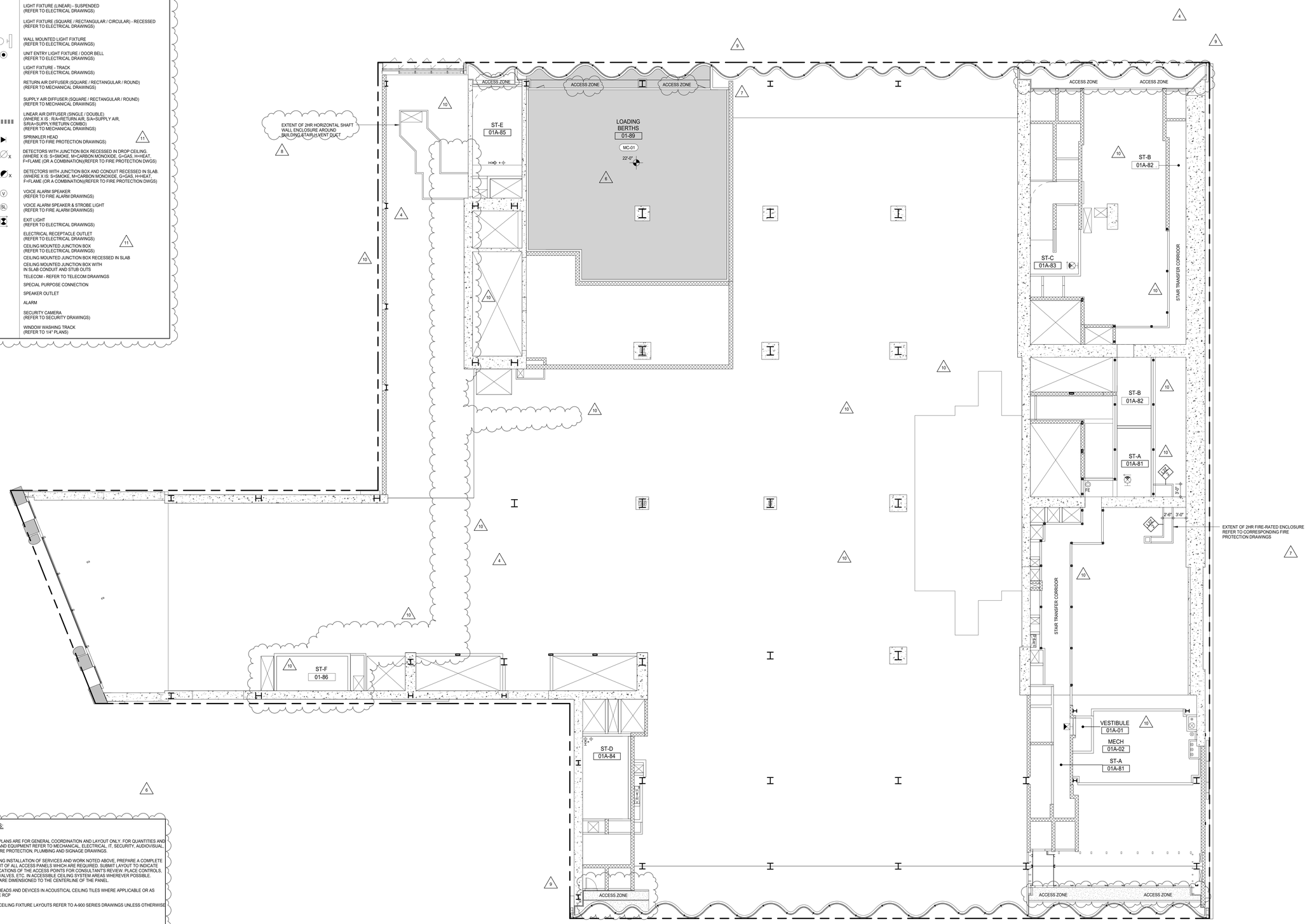

GENERAL NOTES:

1. COORDINATION:
REFLECTED CEILING PLANS ARE FOR GENERAL COORDINATION AND LAYOUT ONLY. FOR QUANTITIES AND TYPES OF FIXTURES AND EQUIPMENT REFER TO MECHANICAL, ELECTRICAL, IT, SECURITY, AUDIOVISUAL, COMMUNICATIONS, FIRE PROTECTION, PLUMBING AND SIGNAGE DRAWINGS.

2. ACCESS PANELS:
PRIOR TO COMMENCING INSTALLATION OF SERVICES AND WORK NOTED ABOVE, PREPARE A COMPLETE COORDINATED LAYOUT OF ALL ACCESS PANELS WHICH ARE REQUIRED. SUBMIT LAYOUT TO INDICATE EXACT SIZES AND LOCATIONS OF THE ACCESS POINTS FOR CONSULTANT'S REVIEW. PLACE CONTROLS, DAMPERS, SHUTOFF VALVES, ETC. IN ACCESSIBLE CEILING SYSTEM AREAS WHEREVER POSSIBLE.
ALL ACCESS PANELS ARE DIMENSIONED TO THE CENTERLINE OF THE PANEL.

3. SPRINKLERS:
CENTER SPRINKLER HEADS AND DEVICES IN ACOUSTICAL CEILING TILES WHERE APPLICABLE OR AS DIMENSIONED ON THE RCP

4. BATHROOMS:
FOR ALL BATHROOM CEILING FIXTURE LAYOUTS REFER TO A-900 SERIES DRAWINGS UNLESS OTHERWISE NOTED

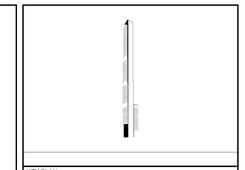

KEY PLAN:

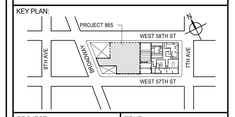

PROJECT NORTH | TRUE NORTH

DEVELOPER:
EXTELL DEVELOPMENT COMPANY
805 THIRD AVENUE, 7TH FLOOR
New York, NY 10022 USA
TEL: 212 712 6000 FAX: 212 712 6100

DESIGN ARCHITECT: Base Building Shell & Core
ADRIAN SMITH + GORDON GILL ARCHITECTURE
111 WEST MONROE STREET SUITE 2300
CHICAGO IL 60603
TEL: 312 920 1888 FAX: 312 920 1775

INTERIOR DESIGNER: Residential
Rottet Architecture and Design Studio, PLLC
298 Fifth Ave, 7th Floor
New York, NY 10001
TEL: 646 998 7000 FAX:

ARCHITECT OF RECORD: Base Building Shell, Core, & Residential
AAI ARCHITECTS, P.C.
401 Wellington St. W., 3rd Floor
Toronto, ON M5V 1E7 Canada
TEL: 416 967 1500 FAX: 416 967 7150

STRUCTURAL ENGINEERS:
WSP CANTOR SEINUK
228 EAST 45th Street
New York, NY 10017 USA
TEL: 212 687 9888 FAX: 646 487 5501

MEP ENGINEERS:
AKF GROUP
165 Broadway, 22nd Floor
New York, NY 10006 USA
TEL: 212 354 5656 FAX: 212 354 5668

GEOTECHNICAL ENGINEERS:
Langan Engineering & Environmental Services
21 Penn Plaza - 360 West 31st Street, 8th Floor
New York, NY 10001-2727
TEL: 212 479 5400 FAX: 212 479 5444

CODE CONSULTANTS:
Construction Consulting Associates
100 Church Street
New York, NY 10007
TEL: 212 385 1818 FAX: 212 385 1911

CURTAINWALL CONSULTANT:
AJLP Consulting
40 Worth Street. Suite 826
New York, NY 10013
TEL: 212 757 5659 FAX: 646 219 8508

LANDMARK/PRESERVATION CONSULTANT:
Jan Hird Pokorny Associates, Inc.
39 West 37th Street, 12A
New York, NY 10018
TEL: 212 759 6462 FAX: 212 759 6540

No.	DESCRIPTION	DATE
1	CD PROGRESS ISSUE 2	19 DEC 14
2	CD PROGRESS ISSUE 4	01 JUN 15
3	CD PROGRESS ISSUE 5	10 AUG 15
	D.O.B. AMENDMENT 2	21 SEP 15
4	CD PROGRESS ISSUE 6	02 NOV 15
5	CMU, DRYWALL, HOLLOW METAL DOORS UP TO 12F	14 JAN 16
6	CD PROGRESS ISSUE 7	29 JAN 16
7	CD ISSUE 8 - GMP SET	31 MAR 16
8	CD BULLETIN ISSUE - 1	22 APR 16
9	CD BULLETIN ISSUE - 4	15 JUL 16
10	CD BULLETIN ISSUE - 6	26 AUG 16
11	ASI ISSUE - 11	16 DEC 16
	D.O.B. AMENDMENT 4	12 DEC 17

ISSUED AS: A1-306 - CD PROGRESS ISSUE 3 - 09 MAR 15/

D.O.B. SUBMISSION

Discrepancies must be reported immediately to the Architect before proceeding. Only figured dimensions are to be used. Contractors must check all dimensions on site. This drawing is protected by copyright.

ALL DIMENSIONS ARE SHOWN IN IMPERIAL.

CONSULTANT:
AAI ARCHITECTS, P.C.

PROJECT:
217 WEST 57TH STREET
NEW YORK, NY

DRAWING TITLE:
GROUND FLOOR INTERMEDIATE REFLECTED CEILING PLAN (STAIR TRANSFER) (MFD-GROUND FLOOR INTERMEDIATE)

SEAL & SIGNATURE:
REGISTERED ARCHITECT ADRIAN DAVID SMITH STATE OF NEW YORK 026885

DATE:	19 DEC 14
PROJECT No:	1216-00
DRAWN: Author	REV:
CHK: Checker	11
SCALE: 1/8" = 1'-0"	
DWG No:	A-706.02
DOB PAGE No:	33 of 33

DOB EMPLOYEE STAMP: DOB B-SCAN:

36" x 48" Arch E SHEET SIZE
FILE NAME:
PLOT DATE: 12/13/2017 4:11:29 PM